

The Ciao System

*A New Generation, Multi-Paradigm Programming Language and Environment
(Including a State-of-the-Art ISO-Prolog)*

REFERENCE MANUAL

The Ciao Documentation Series

<http://www.ciaohome.org/>

Generated/Printed on: 9 February 2013

Technical Report CLIP 3/97-1.15

Version 1.15 (2011/7/8, 11:48:1 CEST)

Edited by:

Francisco Bueno

Manuel Carro

Rémy Haemmerlé

Manuel Hermenegildo

Pedro López

Edison Mera

José F. Morales

Germán Puebla

**The Computational logic, Languages,
Implementation, and Parallelism (CLIP) Lab**

<http://www.cliplab.org/>

webmaster@clip.dia.fi.upm.es

School of CS, T. U. of Madrid (UPM)

IMDEA Software Institute

Copyright © 1997-2011 Francisco Bueno, Manuel Carro, Remy Haemmerlé, Manuel Hermenegildo, Pedro López, Edison Mera, José F. Morales, and Germán Puebla This document may be freely read, stored, reproduced, disseminated, translated or quoted by any means and on any medium provided the following conditions are met:

1. Every reader or user of this document acknowledges that is aware that no guarantee is given regarding its contents, on any account, and specifically concerning veracity, accuracy and fitness for any purpose.
2. No modification is made other than cosmetic, change of representation format, translation, correction of obvious syntactic errors, or as permitted by the clauses below.
3. Comments and other additions may be inserted, provided they clearly appear as such; translations or fragments must clearly refer to an original complete version, preferably one that is easily accessed whenever possible.
4. Translations, comments and other additions or modifications must be dated and their author(s) must be identifiable (possibly via an alias).
5. This licence is preserved and applies to the whole document with modifications and additions (except for brief quotes), independently of the representation format.
6. Any reference to the "official version", "original version" or "how to obtain original versions" of the document is preserved verbatim. Any copyright notice in the document is preserved verbatim. Also, the title and author(s) of the original document should be clearly mentioned as such.
7. In the case of translations, verbatim sentences mentioned in (6.) are preserved in the language of the original document accompanied by verbatim translations to the language of the translated document. All translations state clearly that the author is not responsible for the translated work. This license is included, at least in the language in which it is referenced in the original version.
8. Whatever the mode of storage, reproduction or dissemination, anyone able to access a digitized version of this document must be able to make a digitized copy in a format directly usable, and if possible editable, according to accepted, and publicly documented, public standards.
9. Redistributing this document to a third party requires simultaneous redistribution of this licence, without modification, and in particular without any further condition or restriction, expressed or implied, related or not to this redistribution. In particular, in case of inclusion in a database or collection, the owner or the manager of the database or the collection renounces any right related to this inclusion and concerning the possible uses of the document after extraction from the database or the collection, whether alone or in relation with other documents.

Any incompatibility of the above clauses with legal, contractual or judiciary decisions or constraints implies a corresponding limitation of reading, usage, or redistribution rights for this document, verbatim or modified.

Table of Contents

Summary	1
1 Introduction	3
1.1 About this manual	3
1.2 About the Ciao development system	3
1.3 ISO-Prolog compliance versus extensibility	4
1.4 About the name of the System	5
1.5 Referring to Ciao	5
1.6 Syntax terminology and notational conventions	5
1.6.1 Predicates and their components	5
1.6.2 Characters and character strings	6
1.6.3 Predicate specs	6
1.6.4 Modes	6
1.6.5 Properties and types	6
1.6.6 Declarations	6
1.6.7 Operators	7
1.7 A tour of the manual	7
1.7.1 PART I - The program development environment	7
1.7.2 PART II - The Ciao basic language (engine)	8
1.7.3 PART III - ISO-Prolog library (iso)	8
1.7.4 PART IV - Classic Prolog library (classic)	8
1.7.5 PART V - Assertions, Properties, Types, Modes, Comments (assertions)	8
1.7.6 PART VI - Ciao library miscellanea	8
1.7.7 PART VII - Ciao extensions	8
1.7.8 PART VIII - Interfaces to other languages and systems	9
1.7.9 PART IX - Abstract data types	9
1.7.10 PART X - Contributed libraries	9
1.7.11 PART XI - Contributed standalone utilities	9
1.7.12 PART XII - Appendices	9
1.8 Acknowledgments	9
1.9 Version/Change Log	10
2 Getting started on Un*x-like machines	29
2.1 Testing your Ciao Un*x installation	29
2.2 Un*x user setup	29
2.3 Using Ciao from a Un*x command shell	30
2.3.1 Starting/exiting the top-level shell (Un*x)	30
2.3.2 Getting help (Un*x)	30
2.3.3 Compiling and running programs (Un*x)	30
2.3.4 Generating executables (Un*x)	31
2.3.5 Running Ciao scripts (Un*x)	31
2.3.6 The Ciao initialization file (Un*x)	32
2.3.7 Printing manuals (Un*x)	32
2.4 An introduction to the Ciao emacs environment (Un*x)	32
2.5 Keeping up to date (Un*x)	33

3	Getting started on Windows machines	35
3.1	Testing your Ciao Win32 installation	35
3.2	Using Ciao from the Windows explorer and command shell	35
3.2.1	Starting/exiting the top-level shell (Win32)	35
3.2.2	Getting help (Win32)	36
3.2.3	Compiling and running programs (Win32)	36
3.2.4	Generating executables (Win32)	36
3.2.5	Running Ciao scripts (Win32)	37
3.2.6	The Ciao initialization file (Win32)	37
3.2.7	Printing manuals (Win32)	37
3.3	An introduction to the Ciao emacs environment (Win32)	37
3.4	Keeping up to date (Win32)	38

PART I - The program development environment **. 39**

4	The stand-alone command-line compiler	41
4.1	Introduction to building executables	41
4.2	Paths used by the compiler during compilation	42
4.3	Running executables from the command line	42
4.4	Types of executables generated	43
4.5	Environment variables used by Ciao executables	45
4.6	Intermediate files in the compilation process	45
4.7	Usage (ciaoc)	45
4.8	Known bugs and planned improvements (ciaoc)	47
5	The interactive top-level shell	49
5.1	Shell invocation and startup	49
5.2	Shell interaction	49
5.3	Entering recursive (conjunctive) shell levels	50
5.4	Usage and interface (toplevel_doc)	51
5.5	Documentation on exports (toplevel_doc)	52
	use_module/1 (pred)	52
	use_module/2 (pred)	52
	ensure_loaded/1 (pred)	52
	make_exec/2 (pred)	52
	include/1 (pred)	52
	use_package/1 (pred)	53
	consult/1 (pred)	53
	compile/1 (pred)	53
	./2 (pred)	53
	make_po/1 (pred)	53
	unload/1 (pred)	53
	set_debug_mode/1 (pred)	54
	set_nodebug_mode/1 (pred)	54
	make_actmod/2 (pred)	54
	force_lazy/1 (pred)	54
	undo_force_lazy/1 (pred)	54
	dynamic_search_path/1 (pred)	54
	(multifile)/1 (pred)	55
5.6	Documentation on internals (toplevel_doc)	55
	sourcenames/1 (prop)	55

6	The interactive debugger	57
6.1	Marking modules and files for debugging in the top-level debugger	57
6.2	The debugging process	58
6.3	Marking modules and files for debugging with the embedded debugger	58
6.4	The procedure box control flow model	60
6.5	Format of debugging messages	61
6.6	Options available during debugging	62
6.7	Calling predicates that are not exported by a module	64
6.8	Acknowledgements (debugger)	64
7	Predicates controlling the interactive debugger	67
7.1	Usage and interface (debugger)	67
7.2	Documentation on exports (debugger)	67
	call_in_module/2 (pred)	67
	breakpt/6 (udreexp)	67
	debug/0 (udreexp)	67
	debug_module/1 (udreexp)	67
	debug_module_source/1 (udreexp)	68
	debugging/0 (udreexp)	68
	debugrtc/0 (udreexp)	68
	get_debugger_state/1 (udreexp)	68
	get_debugger_state/1 (udreexp)	68
	leash/1 (udreexp)	68
	list_breakpt/0 (udreexp)	68
	maxdepth/1 (udreexp)	68
	nobreakall/0 (udreexp)	68
	nobreakpt/6 (udreexp)	68
	nodebug/0 (udreexp)	68
	nodebug_module/1 (udreexp)	69
	nodebugrtc/0 (udreexp)	69
	nospy/1 (udreexp)	69
	nospyall/0 (udreexp)	69
	notrace/0 (udreexp)	69
	spy/1 (udreexp)	69
	trace/0 (udreexp)	69
	tracertc/0 (udreexp)	69
7.3	Documentation on multifiles (debugger)	69
	define_flag/3 (pred)	69
7.4	Known bugs and planned improvements (debugger)	69
8	The script interpreter	71
8.1	How it works	71
8.2	Command line arguments in scripts	72
	Other miscellaneous standalone utilities	73
9	Printing the declarations and code in a file	75
9.1	Usage (fileinfo)	75
9.2	More detailed explanation of options (fileinfo)	75

10	Printing the contents of a bytecode file	77
10.1	Usage (viewpo)	77
11	callgraph (library)	79
11.1	Usage and interface (callgraph)	79
11.2	Documentation on exports (callgraph)	79
	call_graph/2 (pred)	79
	reachability/4 (pred)	79
12	Gathering the dependent files for a file	81
12.1	Usage (get_deps)	81
13	Finding differences between two Prolog files	83
13.1	Usage (pldiff)	83
13.2	Known bugs and planned improvements (pldiff)	83
14	The Ciao lpmake scripting facility	85
14.1	General operation	85
14.2	Format of the Configuration File	85
14.3	lpmake usage	86
14.4	Acknowledgments (lpmake)	87
14.5	Known bugs and planned improvements (lpmake)	87
15	Find out which architecture we are running on	89
	
15.1	Usage (ciao_get_arch)	89
15.2	More details (ciao_get_arch)	89
16	Print out WAM code	91
16.1	Usage (compiler_output)	91
17	Customizing library paths and path aliases	93
17.1	Usage and interface (libpaths)	93
17.2	Documentation on exports (libpaths)	93
	get_alias_path/0 (pred)	93
17.3	Documentation on multifiles (libpaths)	93
	file_search_path/2 (pred)	93
	library_directory/1 (pred)	94

18	Using Ciao inside GNU emacs	95
18.1	Conventions for writing Ciao programs under Emacs	95
18.2	Checking the installation	96
18.3	Functionality and associated key sequences (bindings)	96
18.4	Syntax coloring and syntax-based editing	96
18.5	Getting on-line help	97
18.6	Loading and compiling programs	97
18.7	Commands available in toplevel and preprocessor buffers	98
18.8	Locating errors and checking the syntax of assertions	100
18.9	Commands which help typing in programs	100
18.10	Debugging programs	100
18.11	Testing programs	101
18.12	Preprocessing programs	102
18.13	Version control	103
18.14	Generating program documentation	105
18.15	Setting top level preprocessor and documenter executables	106
18.16	Other commands	107
18.17	Traditional Prolog Mode Commands	107
18.18	Coexistence with other Prolog-like interfaces	107
18.19	Getting the Ciao mode version	107
18.20	Using Ciao mode capabilities in standard shells	108
18.21	Customization	108
	18.21.1 Ciao general variables	108
	18.21.2 CiaoPP variables	109
	18.21.3 LPdoc variables	110
	18.21.4 Faces used in syntax-based highlighting (coloring)	110
18.22	Installation of the Ciao emacs interface	114
18.23	Emacs version compatibility	115
18.24	Acknowledgments (ciao.el)	115
	PART II - The Ciao basic language (engine)	117
19	The module system	119
19.1	Usage and interface (<code>modules</code>)	119
19.2	Documentation on internals (<code>modules</code>)	119
	<code>module/3</code> (decl)	119
	<code>module/2</code> (decl)	120
	<code>package/1</code> (decl)	120
	<code>export/1</code> (decl)	120
	<code>use_module/2</code> (decl)	121
	<code>use_module/1</code> (decl)	121
	<code>import/2</code> (decl)	121
	<code>reexport/2</code> (decl)	121
	<code>reexport/1</code> (decl)	122
	<code>(meta_predicate)/1</code> (decl)	122
	<code>modulename/1</code> (regtype)	122
	<code>metaspec/1</code> (regtype)	122
20	Directives for using code in other files	125
20.1	Usage and interface (<code>loading_code</code>)	125
20.2	Documentation on internals (<code>loading_code</code>)	125
	<code>ensure_loaded/1</code> (decl)	125
	<code>include/1</code> (decl)	125
	<code>use-package/1</code> (decl)	125

21	Control constructs/predicates	127
21.1	Usage and interface (basiccontrol)	127
21.2	Documentation on exports (basiccontrol)	127
	./2 (pred)	127
	;/2 (pred)	127
	-> /2 (pred)	128
	!/0 (pred)	128
	(\+)/1 (pred)	128
	if/3 (pred)	128
	true/0 (pred)	129
	fail/0 (pred)	129
	repeat/0 (pred)	130
	false/0 (pred)	130
	otherwise/0 (pred)	130
21.3	Known bugs and planned improvements (basiccontrol)	130
22	Basic builtin directives	131
22.1	Usage and interface (builtin_directives)	131
22.2	Documentation on internals (builtin_directives)	131
	(multifile)/1 (decl)	131
	(discontiguous)/1 (decl)	131
	impl_defined/1 (decl)	131
	redefining/1 (decl)	132
	initialization/1 (decl)	132
	on_abort/1 (decl)	132
23	Basic data types and properties	133
23.1	Usage and interface (basic_props)	133
23.2	Documentation on exports (basic_props)	133
	term/1 (regtype)	133
	int/1 (regtype)	134
	nnegint/1 (regtype)	134
	flt/1 (regtype)	135
	num/1 (regtype)	135
	atm/1 (regtype)	136
	struct/1 (regtype)	137
	gnd/1 (regtype)	137
	gndstr/1 (regtype)	138
	constant/1 (regtype)	138
	callable/1 (regtype)	139
	operator_specifier/1 (regtype)	139
	list/1 (regtype)	140
	list/2 (regtype)	140
	nlist/2 (regtype)	141
	member/2 (prop)	141
	sequence/2 (regtype)	142
	sequence_or_list/2 (regtype)	142
	character_code/1 (regtype)	143
	string/1 (regtype)	143
	num_code/1 (regtype)	144
	predname/1 (regtype)	144
	atm_or_atm_list/1 (regtype)	144
	compat/2 (prop)	145
	inst/2 (prop)	145
	iso/1 (prop)	146

deprecated/1 (prop)	146
not_further_inst/2 (prop)	146
sideff/2 (prop)	146
(regtype)/1 (prop)	147
native/1 (prop)	147
native/2 (prop)	147
rtcheck/1 (prop)	147
rtcheck/2 (prop)	148
no_rtcheck/1 (prop)	148
eval/1 (prop)	149
equiv/2 (prop)	149
bind_ins/1 (prop)	149
error_free/1 (prop)	149
memo/1 (prop)	149
filter/2 (prop)	149
flag_values/1 (regtype)	149
pe_type/1 (prop)	150
23.3 Known bugs and planned improvements (<code>basic_props</code>)	150
24 Extra-logical properties for typing	151
24.1 Usage and interface (<code>term_typing</code>)	151
24.2 Documentation on exports (<code>term_typing</code>)	151
var/1 (prop)	151
nonvar/1 (prop)	152
atom/1 (prop)	153
integer/1 (prop)	153
float/1 (prop)	154
number/1 (prop)	155
atomic/1 (prop)	155
ground/1 (prop)	156
type/2 (prop)	157
24.3 Known bugs and planned improvements (<code>term_typing</code>)	158
25 Basic term manipulation	159
25.1 Usage and interface (<code>term_basic</code>)	159
25.2 Documentation on exports (<code>term_basic</code>)	159
= /2 (prop)	159
\ \equiv /2 (pred)	159
arg/3 (pred)	160
functor/3 (pred)	161
=.. /2 (pred)	162
non_empty_list/1 (regtype)	162
copy_term/2 (pred)	162
copy_term_nat/2 (pred)	163
cyclic_term/1 (pred)	163
C/3 (pred)	163
const_head/1 (prop)	164
list_functor/1 (regtype)	164
25.3 Known bugs and planned improvements (<code>term_basic</code>)	164

26	Comparing terms	165
26.1	Usage and interface (<code>term_compare</code>)	165
26.2	Documentation on exports (<code>term_compare</code>)	165
	<code>==</code> /2 (prop)	165
	<code>\==</code> /2 (pred)	166
	<code>@<</code> /2 (pred)	166
	<code>@=<</code> /2 (pred)	167
	<code>@></code> /2 (pred)	167
	<code>@>=</code> /2 (pred)	168
	<code>compare</code> /3 (pred)	168
	<code>comparator</code> /1 (regtype)	169
26.3	Known bugs and planned improvements (<code>term_compare</code>)	169
27	Basic predicates handling names of constants	171
27.1	Usage and interface (<code>atomic_basic</code>)	171
27.2	Documentation on exports (<code>atomic_basic</code>)	171
	<code>name</code> /2 (pred)	171
	<code>atom_codes</code> /2 (pred)	172
	<code>number_codes</code> /2 (pred)	173
	<code>atom_number</code> /2 (pred)	174
	<code>atom_number</code> /3 (pred)	176
	<code>atom_length</code> /2 (pred)	177
	<code>atom_concat</code> /3 (pred)	177
	<code>sub_atom</code> /4 (pred)	179
	<code>valid_base</code> /1 (regtype)	180
27.3	Known bugs and planned improvements (<code>atomic_basic</code>)	180
28	Arithmetic	181
28.1	Usage and interface (<code>arithmetic</code>)	181
28.2	Documentation on exports (<code>arithmetic</code>)	181
	<code>is</code> /2 (pred)	181
	<code><</code> /2 (pred)	183
	<code>=<</code> /2 (pred)	184
	<code>></code> /2 (pred)	184
	<code>>=</code> /2 (pred)	185
	<code>:=</code> /2 (pred)	185
	<code>=\=</code> /2 (pred)	186
	<code>arithexpression</code> /1 (regtype)	187
	<code>intexpression</code> /1 (regtype)	188
28.3	Documentation on multifiles (<code>arithmetic</code>)	188
	<code>\$internal_error_where_term</code> /4 (pred)	188
28.4	Known bugs and planned improvements (<code>arithmetic</code>)	189

29	Basic file/stream handling	191
29.1	Usage and interface (<code>streams_basic</code>)	191
29.2	Documentation on exports (<code>streams_basic</code>)	191
	<code>open/3</code> (pred)	191
	<code>open/4</code> (pred)	192
	<code>open_option_list/1</code> (regtype)	192
	<code>close/1</code> (pred)	193
	<code>set_input/1</code> (pred)	193
	<code>current_input/1</code> (pred)	193
	<code>set_output/1</code> (pred)	193
	<code>current_output/1</code> (pred)	194
	<code>character_count/2</code> (pred)	194
	<code>line_count/2</code> (pred)	194
	<code>line_position/2</code> (pred)	195
	<code>flush_output/1</code> (pred)	195
	<code>flush_output/0</code> (pred)	195
	<code>clearerr/1</code> (pred)	195
	<code>current_stream/3</code> (pred)	195
	<code>stream_code/2</code> (pred)	196
	<code>absolute_file_name/2</code> (pred)	196
	<code>absolute_file_name/7</code> (pred)	197
	<code>pipe/2</code> (pred)	197
	<code>sourcename/1</code> (regtype)	197
	<code>stream/1</code> (regtype)	198
	<code>stream_alias/1</code> (regtype)	199
	<code>io_mode/1</code> (regtype)	199
	<code>atm_or_int/1</code> (regtype)	199
29.3	Documentation on multifiles (<code>streams_basic</code>)	199
	<code>file_search_path/2</code> (pred)	199
	<code>library_directory/1</code> (pred)	199
29.4	Known bugs and planned improvements (<code>streams_basic</code>)	200
30	Basic input/output	201
30.1	Usage and interface (<code>io_basic</code>)	201
30.2	Documentation on exports (<code>io_basic</code>)	201
	<code>get_code/2</code> (pred)	201
	<code>get_code/1</code> (pred)	201
	<code>get1_code/2</code> (pred)	202
	<code>get1_code/1</code> (pred)	202
	<code>peek_code/2</code> (pred)	202
	<code>peek_code/1</code> (pred)	203
	<code>skip_code/2</code> (pred)	203
	<code>skip_code/1</code> (pred)	203
	<code>skip_line/1</code> (pred)	203
	<code>skip_line/0</code> (pred)	203
	<code>put_code/2</code> (pred)	204
	<code>put_code/1</code> (pred)	204
	<code>nl/1</code> (pred)	204
	<code>nl/0</code> (pred)	204
	<code>tab/2</code> (pred)	205
	<code>tab/1</code> (pred)	205
	<code>code_class/2</code> (pred)	205
	<code>getct/2</code> (pred)	206
	<code>getct1/2</code> (pred)	206
	<code>display/2</code> (pred)	206

	display/1 (pred).....	207
	displayq/2 (pred).....	207
	displayq/1 (pred).....	207
30.3	Known bugs and planned improvements (io_basic).....	208
31	Exception and Signal handling	209
31.1	Usage and interface (exceptions).....	209
31.2	Documentation on exports (exceptions).....	209
	catch/3 (pred).....	209
	intercept/3 (pred).....	210
	throw/1 (pred).....	210
	send_signal/1 (pred).....	210
	send_silent_signal/1 (pred).....	211
	halt/0 (pred).....	211
	halt/1 (pred).....	211
	abort/0 (pred).....	211
31.3	Known bugs and planned improvements (exceptions).....	211
32	Changing system behaviour and various flags	213
32.1	Usage and interface (prolog_flags).....	214
32.2	Documentation on exports (prolog_flags).....	214
	set_prolog_flag/2 (pred).....	214
	current_prolog_flag/2 (pred).....	214
	prolog_flag/3 (pred).....	215
	push_prolog_flag/2 (pred).....	215
	pop_prolog_flag/1 (pred).....	215
	set_ciao_flag/2 (pred).....	216
	current_ciao_flag/2 (pred).....	216
	ciao_flag/3 (pred).....	216
	push_ciao_flag/2 (pred).....	216
	pop_ciao_flag/1 (pred).....	216
	prompt/2 (pred).....	216
	gc/0 (pred).....	217
	nogc/0 (pred).....	217
	fileerrors/0 (pred).....	217
	nofileerrors/0 (pred).....	217
32.3	Documentation on multifiles (prolog_flags).....	218
	define_flag/3 (pred).....	218
32.4	Documentation on internals (prolog_flags).....	218
	set_prolog_flag/1 (pred).....	218
32.5	Known bugs and planned improvements (prolog_flags)....	218

33	Fast/concurrent update of facts	219
33.1	Usage and interface (<code>data_facts</code>)	219
33.2	Documentation on exports (<code>data_facts</code>)	219
	<code>asserta_fact/1</code> (pred)	219
	<code>asserta_fact/2</code> (pred)	220
	<code>assertz_fact/1</code> (pred)	220
	<code>assertz_fact/2</code> (pred)	220
	<code>current_fact/1</code> (pred)	220
	<code>current_fact/2</code> (pred)	221
	<code>retract_fact/1</code> (pred)	221
	<code>retractall_fact/1</code> (pred)	222
	<code>current_fact_nb/1</code> (pred)	222
	<code>retract_fact_nb/1</code> (pred)	222
	<code>close_predicate/1</code> (pred)	223
	<code>open_predicate/1</code> (pred)	223
	<code>set_fact/1</code> (pred)	223
	<code>erase/1</code> (pred)	224
	<code>reference/1</code> (regtype)	224
33.3	Documentation on internals (<code>data_facts</code>)	224
	<code>(data)/1</code> (decl)	224
	<code>(concurrent)/1</code> (decl)	224
33.4	Known bugs and planned improvements (<code>data_facts</code>)	224
34	Extending the syntax	225
34.1	Usage and interface (<code>syntax_extensions</code>)	225
34.2	Documentation on internals (<code>syntax_extensions</code>)	225
	<code>op/3</code> (decl)	225
	<code>new_declaration/1</code> (decl)	225
	<code>new_declaration/2</code> (decl)	225
	<code>load_compilation_module/1</code> (decl)	226
	<code>add_sentence_trans/2</code> (decl)	226
	<code>add_term_trans/2</code> (decl)	226
	<code>add_goal_trans/2</code> (decl)	227
	<code>add_clause_trans/2</code> (decl)	227
	<code>translation_predname/1</code> (regtype)	227
35	Message printing primitives	229
35.1	Usage and interface (<code>io_aux</code>)	229
35.2	Documentation on exports (<code>io_aux</code>)	229
	<code>message/2</code> (pred)	229
	<code>message_lns/4</code> (pred)	230
	<code>messages/1</code> (pred)	230
	<code>error/1</code> (pred)	231
	<code>warning/1</code> (pred)	231
	<code>note/1</code> (pred)	231
	<code>message/1</code> (pred)	231
	<code>debug/1</code> (pred)	231
	<code>inform_user/1</code> (pred)	231
	<code>display_string/1</code> (pred)	231
	<code>display_list/1</code> (pred)	232
	<code>display_term/1</code> (pred)	232
	<code>message_info/1</code> (regtype)	232
	<code>message_type/1</code> (regtype)	232
	<code>add_lines/4</code> (pred)	232
35.3	Known bugs and planned improvements (<code>io_aux</code>)	232

36	Attributed Variables Package	233
36.1	Example	233
36.2	Usage and interface (<code>attr_doc</code>)	234
37	Attributed Variables Runtime	235
37.1	Usage and interface (<code>attr_rt</code>)	235
37.2	Documentation on exports (<code>attr_rt</code>)	235
	<code>attvar/1</code> (pred)	235
	<code>put_attr_local/2</code> (pred)	235
	<code>put_attr/3</code> (pred)	235
	<code>get_attr_local/2</code> (pred)	235
	<code>get_attr/3</code> (pred)	236
	<code>del_attr_local/1</code> (pred)	236
	<code>attvarset/2</code> (pred)	236
	<code>copy_term/3</code> (pred)	236
38	Attributed variables (deprecated)	237
38.1	Usage and interface (<code>attributes</code>)	237
38.2	Documentation on exports (<code>attributes</code>)	237
	<code>attach_attribute/2</code> (pred)	237
	<code>get_attribute/2</code> (pred)	237
	<code>update_attribute/2</code> (pred)	238
	<code>detach_attribute/1</code> (pred)	238
38.3	Documentation on multifiles (<code>attributes</code>)	238
	<code>verify_attribute/2</code> (pred)	238
	<code>combine_attributes/2</code> (pred)	238
38.4	Other information (<code>attributes</code>)	239
38.5	Known bugs and planned improvements (<code>attributes</code>)	239
39	Internal Runtime Information	241
39.1	Usage and interface (<code>system_info</code>)	241
39.2	Documentation on exports (<code>system_info</code>)	241
	<code>get_arch/1</code> (pred)	241
	<code>get_os/1</code> (pred)	241
	<code>get_platform/1</code> (pred)	242
	<code>get_debug/1</code> (pred)	242
	<code>get_eng_location/1</code> (pred)	242
	<code>get_ciao_ext/1</code> (pred)	242
	<code>get_exec_ext/1</code> (pred)	243
	<code>get_so_ext/1</code> (pred)	243
	<code>this_module/1</code> (pred)	243
	<code>current_module/1</code> (pred)	243
	<code>ciao_c_headers_dir/1</code> (pred)	243
	<code>ciao_lib_dir/1</code> (pred)	243
	<code>ciaolibdir/1</code> (pred)	244
	<code>internal_module_id/1</code> (regtype)	244
39.3	Known bugs and planned improvements (<code>system_info</code>)	244
40	Conditional Compilation	245
40.1	Conditional Conditions	245
40.2	Usage and interface (<code>condcomp_doc</code>)	245
40.3	Known bugs and planned improvements (<code>condcomp_doc</code>)	245

41 Other predicates and features defined by default 247

41.1	Usage and interface (<code>default_predicates</code>)	247
41.2	Documentation on exports (<code>default_predicates</code>)	247
	<code>op/3</code> (udreexp)	247
	<code>current_op/3</code> (udreexp)	247
	<code>append/3</code> (udreexp)	247
	<code>delete/3</code> (udreexp)	247
	<code>select/3</code> (udreexp)	247
	<code>nth/3</code> (udreexp)	248
	<code>last/2</code> (udreexp)	248
	<code>reverse/2</code> (udreexp)	248
	<code>length/2</code> (udreexp)	248
	<code>use_module/1</code> (udreexp)	248
	<code>use_module/2</code> (udreexp)	248
	<code>ensure_loaded/1</code> (udreexp)	248
	<code>(^)/2</code> (udreexp)	248
	<code>findnsols/5</code> (udreexp)	248
	<code>findnsols/4</code> (udreexp)	248
	<code>findall/4</code> (udreexp)	248
	<code>findall/3</code> (udreexp)	249
	<code>bagof/3</code> (udreexp)	249
	<code>setof/3</code> (udreexp)	249
	<code>wellformed_body/3</code> (udreexp)	249
	<code>(data)/1</code> (udreexp)	249
	<code>(dynamic)/1</code> (udreexp)	249
	<code>current_predicate/2</code> (udreexp)	249
	<code>current_predicate/1</code> (udreexp)	249
	<code>clause/3</code> (udreexp)	249
	<code>clause/2</code> (udreexp)	249
	<code>abolish/1</code> (udreexp)	249
	<code>retractall/1</code> (udreexp)	249
	<code>retract/1</code> (udreexp)	250
	<code>assert/2</code> (udreexp)	250
	<code>assert/1</code> (udreexp)	250
	<code>assertz/2</code> (udreexp)	250
	<code>assertz/1</code> (udreexp)	250
	<code>asserta/2</code> (udreexp)	250
	<code>asserta/1</code> (udreexp)	250
	<code>read_option/1</code> (udreexp)	250
	<code>second_prompt/2</code> (udreexp)	250
	<code>read_top_level/3</code> (udreexp)	250
	<code>read_term/3</code> (udreexp)	250
	<code>read_term/2</code> (udreexp)	250
	<code>read/2</code> (udreexp)	251
	<code>read/1</code> (udreexp)	251
	<code>write_attribute/1</code> (udreexp)	251
	<code>printable_char/1</code> (udreexp)	251
	<code>prettyvars/1</code> (udreexp)	251
	<code>numbervars/3</code> (udreexp)	251
	<code>portray_clause/1</code> (udreexp)	251
	<code>portray_clause/2</code> (udreexp)	251
	<code>printq/1</code> (udreexp)	251
	<code>printq/2</code> (udreexp)	251
	<code>print/1</code> (udreexp)	251
	<code>print/2</code> (udreexp)	251

write_canonical/1 (udreexp)	252
write_canonical/2 (udreexp)	252
write_list1/1 (udreexp)	252
writeq/1 (udreexp)	252
writeq/2 (udreexp)	252
write/1 (udreexp)	252
write/2 (udreexp)	252
write_option/1 (udreexp)	252
write_term/2 (udreexp)	252
write_term/3 (udreexp)	252
put_char/2 (udreexp)	252
put_char/1 (udreexp)	252
peek_char/2 (udreexp)	253
peek_char/1 (udreexp)	253
get_char/2 (udreexp)	253
get_char/1 (udreexp)	253
put_byte/2 (udreexp)	253
put_byte/1 (udreexp)	253
peek_byte/2 (udreexp)	253
peek_byte/1 (udreexp)	253
get_byte/2 (udreexp)	253
get_byte/1 (udreexp)	253
char_codes/2 (udreexp)	253
number_chars/2 (udreexp)	253
atom_chars/2 (udreexp)	254
char_code/2 (udreexp)	254
unify_with_occurs_check/2 (udreexp)	254
sub_atom/5 (udreexp)	254
compound/1 (udreexp)	254
once/1 (udreexp)	254
format_control/1 (udreexp)	254
format_to_string/3 (udreexp)	254
sformat/3 (udreexp)	254
format/3 (udreexp)	254
format/2 (udreexp)	254
keypair/1 (udreexp)	254
keylist/1 (udreexp)	255
keysort/2 (udreexp)	255
sort/2 (udreexp)	255
between/3 (udreexp)	255
system_error_report/1 (udreexp)	255
replace_characters/4 (udreexp)	255
no_swapslash/3 (udreexp)	255
cyg2win/3 (udreexp)	255
winpath_c/3 (udreexp)	255
winpath/3 (udreexp)	255
winpath/2 (udreexp)	255
using_windows/0 (udreexp)	255
rename_file/2 (udreexp)	256
delete_directory/1 (udreexp)	256
delete_file/1 (udreexp)	256
set_exec_mode/2 (udreexp)	256
chmod/3 (udreexp)	256
chmod/2 (udreexp)	256
fmode/2 (udreexp)	256
touch/1 (udreexp)	256

modif_time0/2 (udreexp)	256
modif_time/2 (udreexp)	256
file_properties/6 (udreexp)	256
file_property/2 (udreexp)	256
file_exists/2 (udreexp)	257
file_exists/1 (udreexp)	257
mktemp_in_tmp/2 (udreexp)	257
mktemp/2 (udreexp)	257
directory_files/2 (udreexp)	257
wait/3 (udreexp)	257
exec/8 (udreexp)	257
exec/3 (udreexp)	257
exec/4 (udreexp)	257
popen_mode/1 (udreexp)	257
popen/3 (udreexp)	257
system/2 (udreexp)	257
system/1 (udreexp)	258
shell/2 (udreexp)	258
shell/1 (udreexp)	258
shell/0 (udreexp)	258
cd/1 (udreexp)	258
working_directory/2 (udreexp)	258
make_dirpath/1 (udreexp)	258
make_dirpath/2 (udreexp)	258
make_directory/1 (udreexp)	258
make_directory/2 (udreexp)	258
umask/2 (udreexp)	258
current_executable/1 (udreexp)	258
current_host/1 (udreexp)	259
get_address/2 (udreexp)	259
get_tmp_dir/1 (udreexp)	259
get_grnam/1 (udreexp)	259
get_pwnam/1 (udreexp)	259
get_gid/1 (udreexp)	259
get_uid/1 (udreexp)	259
get_pid/1 (udreexp)	259
file_dir_name/3 (udreexp)	259
extract_paths/2 (udreexp)	259
dir_path/2 (udreexp)	259
copy_file/3 (udreexp)	259
copy_file/2 (udreexp)	260
c_errno/1 (udreexp)	260
del_env/1 (udreexp)	260
set_env/2 (udreexp)	260
current_env/2 (udreexp)	260
setenvstr/2 (udreexp)	260
getenvstr/2 (udreexp)	260
datetime_struct/1 (udreexp)	260
datetime/9 (udreexp)	260
datetime/1 (udreexp)	260
time/1 (udreexp)	260
pause/1 (udreexp)	260
current_heap_limit/1 (udreexp)	261
set_heap_limit/1 (udreexp)	261
garbage_collect/0 (udreexp)	261
current_atom/1 (udreexp)	261

predicate_property/3 (udreexp).....	261
predicate_property/2 (udreexp).....	261
time_option/1 (udreexp).....	261
tick_option/1 (udreexp).....	261
clockfreq_option/1 (udreexp).....	261
memory_option/1 (udreexp).....	261
garbage_collection_option/1 (udreexp).....	261
symbol_option/1 (udreexp).....	261
time_result/1 (udreexp).....	262
memory_result/1 (udreexp).....	262
gc_result/1 (udreexp).....	262
symbol_result/1 (udreexp).....	262
new_atom/1 (udreexp).....	262
tick_result/1 (udreexp).....	262
clockfreq_result/1 (udreexp).....	262
statistics/2 (udreexp).....	262
statistics/0 (udreexp).....	262
close_file/1 (udreexp).....	262
told/0 (udreexp).....	262
telling/1 (udreexp).....	262
tell/1 (udreexp).....	263
seen/0 (udreexp).....	263
seeing/1 (udreexp).....	263
see/1 (udreexp).....	263
current_key/2 (udreexp).....	263
recorded/3 (udreexp).....	263
recordz/3 (udreexp).....	263
recorda/3 (udreexp).....	263
ttydisplay_string/1 (udreexp).....	263
ttyskipeol/0 (udreexp).....	263
ttydisplayq/1 (udreexp).....	263
ttydisplay/1 (udreexp).....	263
ttyflush/0 (udreexp).....	264
ttytab/1 (udreexp).....	264
ttyskip/1 (udreexp).....	264
ttyput/1 (udreexp).....	264
ttynl/0 (udreexp).....	264
ttyget1/1 (udreexp).....	264
ttyget/1 (udreexp).....	264
PART III - ISO-Prolog library (iso).....	265
42 ISO-Prolog package.....	267
42.1 Usage and interface (iso_doc).....	267

43	All solutions predicates	269
43.1	Usage and interface (aggregates)	269
43.2	Documentation on exports (aggregates)	269
	setof/3 (pred)	269
	bagof/3 (pred)	270
	findall/3 (pred)	271
	findall/4 (pred)	271
	findnsols/4 (pred)	272
	findnsols/5 (pred)	272
	(^)/2 (pred)	272
43.3	Known bugs and planned improvements (aggregates)	273
44	Dynamic predicates	275
44.1	Usage and interface (dynamic_rt)	275
44.2	Documentation on exports (dynamic_rt)	275
	asserta/1 (pred)	275
	asserta/2 (pred)	276
	assertz/1 (pred)	276
	assertz/2 (pred)	276
	assert/1 (pred)	276
	assert/2 (pred)	277
	retract/1 (pred)	277
	retractall/1 (pred)	277
	abolish/1 (pred)	278
	clause/2 (pred)	278
	mfclause/2 (pred)	278
	current_predicate/1 (pred)	278
	current_predicate/2 (pred)	279
	(dynamic)/1 (pred)	279
	(data)/1 (pred)	279
	erase/1 (pred)	280
	wellformed_body/3 (pred)	280
44.3	Documentation on multifiles (dynamic_rt)	280
	do_on_abolish/1 (pred)	280
44.4	Known bugs and planned improvements (dynamic_rt)	280
45	Term input	281
45.1	Usage and interface (read)	281
45.2	Documentation on exports (read)	281
	read/1 (pred)	281
	read/2 (pred)	281
	read_term/2 (pred)	282
	read_term/3 (pred)	282
	read_top_level/3 (pred)	282
	second_prompt/2 (pred)	282
	read_option/1 (regtype)	282
45.3	Documentation on multifiles (read)	283
	define_flag/3 (pred)	283
45.4	Known bugs and planned improvements (read)	283

46	Term output	285
46.1	Usage and interface (write)	285
46.2	Documentation on exports (write)	285
	write_term /3 (pred)	285
	write_term /2 (pred)	286
	write_option /1 (prop)	286
	write /2 (pred)	286
	write /1 (pred)	287
	writeq /2 (pred)	287
	writeq /1 (pred)	287
	write_list1 /1 (pred)	287
	write_canonical /2 (pred)	287
	write_canonical /1 (pred)	288
	print /2 (pred)	288
	print /1 (pred)	288
	printq /2 (pred)	288
	printq /1 (pred)	289
	portray_clause /2 (pred)	289
	portray_clause /1 (pred)	289
	numbervars /3 (pred)	289
	prettyvars /1 (pred)	289
	printable_char /1 (pred)	290
	write_attribute /1 (pred)	290
46.3	Documentation on multifiles (write)	290
	define_flag /3 (pred)	290
	portray_attribute /2 (pred)	290
	portray /1 (pred)	291
46.4	Known bugs and planned improvements (write)	291
47	Defining operators	293
47.1	Usage and interface (operators)	293
47.2	Documentation on exports (operators)	293
	op /3 (pred)	293
	current_op /3 (pred)	294
	current_prefixop /3 (pred)	294
	current_infixop /4 (pred)	294
	current_postfixop /3 (pred)	295
	standard_ops /0 (pred)	295
48	The Iso Byte Char module	297
48.1	Usage and interface (iso_byte_char)	297
48.2	Documentation on exports (iso_byte_char)	297
	char_code /2 (pred)	297
	atom_chars /2 (pred)	297
	number_chars /2 (pred)	298
	char_codes /2 (pred)	298
	get_byte /1 (pred)	299
	get_byte /2 (pred)	299
	peek_byte /1 (pred)	299
	peek_byte /2 (pred)	299
	put_byte /1 (pred)	300
	put_byte /2 (pred)	300
	get_char /1 (pred)	300
	get_char /2 (pred)	301
	peek_char /1 (pred)	301

	peek_char/2 (pred)	301
	put_char/1 (pred)	301
	put_char/2 (pred)	301
49	Miscellaneous ISO Prolog predicates	303
49.1	Usage and interface (<code>iso_misc</code>)	303
49.2	Documentation on exports (<code>iso_misc</code>)	303
	once/1 (pred)	303
	compound/1 (pred)	303
	sub_atom/5 (pred)	303
	unify_with_occurs_check/2 (pred)	304
49.3	Known bugs and planned improvements (<code>iso_misc</code>)	304
50	Incomplete ISO Prolog predicates	305
50.1	Usage and interface (<code>iso_incomplete</code>)	305
50.2	Documentation on exports (<code>iso_incomplete</code>)	305
	close/2 (pred)	305
	stream_property/2 (pred)	305
	PART IV - Classic Prolog library (classic)	307
51	Definite Clause Grammars	309
51.1	Usage and interface (<code>dcg_doc</code>)	311
52	Phrase Support for DCGs	313
52.1	Usage and interface (<code>dcg_phrase_doc</code>)	313
52.2	Known bugs and planned improvements (<code>dcg_phrase_doc</code>) ..	313
53	Formatted output	315
53.1	Usage and interface (<code>format</code>)	315
53.2	Documentation on exports (<code>format</code>)	315
	format/2 (pred)	315
	format/3 (pred)	316
	sformat/3 (pred)	316
	format_to_string/3 (pred)	316
	format_control/1 (regtype)	317
53.3	Known bugs and planned improvements (<code>format</code>)	319

54	List processing	321
54.1	Usage and interface (lists)	321
54.2	Documentation on exports (lists)	321
	nonsingle/1 (pred)	321
	append/3 (pred)	322
	reverse/2 (pred)	324
	reverse/3 (pred)	324
	delete/3 (pred)	325
	delete_non_ground/3 (pred)	325
	select/3 (pred)	326
	length/2 (pred)	326
	nth/3 (pred)	327
	add_after/4 (pred)	328
	add_before/4 (pred)	329
	list1/2 (prop)	329
	dlist/3 (pred)	329
	list_concat/2 (pred)	329
	list_insert/2 (pred)	329
	insert_last/3 (pred)	330
	contains_ro/2 (pred)	330
	contains1/2 (pred)	330
	nocontainsx/2 (pred)	330
	last/2 (pred)	330
	list_lookup/3 (pred)	330
	list_lookup/4 (pred)	330
	intset_insert/3 (pred)	330
	intset_delete/3 (pred)	330
	intset_in/2 (pred)	331
	intset_sequence/3 (pred)	331
	intersection/3 (pred)	331
	union/3 (pred)	331
	difference/3 (pred)	331
	sublist/2 (prop)	332
	subordlist/2 (prop)	332
	equal_lists/2 (pred)	332
	list_to_list_of_lists/2 (pred)	332
	powerset/2 (pred)	332
	cross_product/2 (pred)	333
	sequence_to_list/2 (pred)	333
	list_of_lists/1 (regtype)	333
55	Sorting lists	335
55.1	Usage and interface (sort)	335
55.2	Documentation on exports (sort)	335
	sort/2 (pred)	335
	keysort/2 (pred)	336
	keylist/1 (regtype)	336
	keypair/1 (regtype)	336
55.3	Known bugs and planned improvements (sort)	336

56	compiler (library)	337
56.1	Usage and interface (compiler)	337
56.2	Documentation on exports (compiler)	337
	make_po/1 (pred)	337
	make_wam/1 (pred)	337
	ensure_loaded/1 (pred)	337
	ensure_loaded/2 (pred)	337
	use_module/1 (pred)	337
	use_module/2 (pred)	337
	use_module/3 (pred)	338
	unload/1 (pred)	338
	set_debug_mode/1 (pred)	338
	set_nodebug_mode/1 (pred)	338
	set_debug_module/1 (pred)	338
	set_nodebug_module/1 (pred)	338
	set_debug_module_source/1 (pred)	338
	mode_of_module/2 (pred)	338
	module_of/2 (pred)	338
57	Enumeration of integers inside a range	339
57.1	Usage and interface (between)	339
57.2	Documentation on exports (between)	339
	between/3 (pred)	339
58	Operating system utilities	341
58.1	Usage and interface (system)	341
58.2	Documentation on exports (system)	341
	pause/1 (pred)	341
	time/1 (pred)	342
	datetime/1 (pred)	342
	datetime/9 (pred)	342
	datetime_struct/1 (regtype)	344
	getenvstr/2 (pred)	344
	setenvstr/2 (pred)	344
	current_env/2 (pred)	344
	set_env/2 (pred)	344
	del_env/1 (pred)	345
	c_errno/1 (pred)	345
	copy_file/2 (pred)	345
	copy_file/3 (pred)	345
	dir_path/2 (pred)	345
	extract_paths/2 (pred)	346
	file_dir_name/3 (pred)	346
	get_pid/1 (pred)	346
	get_uid/1 (pred)	347
	get_gid/1 (pred)	347
	get_pwnam/1 (pred)	347
	get_grnam/1 (pred)	347
	get_tmp_dir/1 (pred)	347
	get_address/2 (pred)	348
	current_host/1 (pred)	348
	current_executable/1 (pred)	348
	umask/2 (pred)	348
	make_directory/2 (pred)	349
	make_directory/1 (pred)	349

make_dirpath/2 (pred).....	349
make_dirpath/1 (pred).....	349
working_directory/2 (pred).....	349
cd/1 (pred).....	350
shell/0 (pred).....	350
shell/1 (pred).....	350
shell/2 (pred).....	350
system/1 (pred).....	351
system/2 (pred).....	351
popen/3 (pred).....	351
popen_mode/1 (regtype).....	351
exec/4 (pred).....	352
exec/3 (pred).....	352
exec/8 (pred).....	352
wait/3 (pred).....	353
directory_files/2 (pred).....	353
mktemp/2 (pred).....	354
mktemp_in_tmp/2 (pred).....	354
file_exists/1 (pred).....	354
file_exists/2 (pred).....	354
file_property/2 (pred).....	354
file_properties/6 (pred).....	355
modif_time/2 (pred).....	356
modif_time0/2 (pred).....	356
touch/1 (pred).....	356
fmode/2 (pred).....	357
chmod/2 (pred).....	357
chmod/3 (pred).....	357
set_exec_mode/2 (pred).....	357
delete_file/1 (pred).....	358
delete_directory/1 (pred).....	358
rename_file/2 (pred).....	358
using_windows/0 (pred).....	358
winpath/2 (pred).....	358
winpath/3 (pred).....	359
winpath_c/3 (pred).....	359
cyg2win/3 (pred).....	360
no_swapslash/3 (pred).....	360
replace_characters/4 (pred).....	360
system_error_report/1 (pred).....	360
58.3 Documentation on multifiles (system).....	360
define_flag/3 (pred).....	360
58.4 Known bugs and planned improvements (system).....	361

59	Prolog system internal predicates	363
59.1	Usage and interface (<code>prolog_sys</code>)	363
59.2	Documentation on exports (<code>prolog_sys</code>)	363
	<code>statistics/0</code> (pred)	363
	<code>statistics/2</code> (pred)	363
	<code>clockfreq_result/1</code> (regtype)	365
	<code>tick_result/1</code> (regtype)	365
	<code>new_atom/1</code> (pred)	365
	<code>symbol_result/1</code> (regtype)	366
	<code>gc_result/1</code> (regtype)	366
	<code>memory_result/1</code> (regtype)	366
	<code>time_result/1</code> (regtype)	366
	<code>symbol_option/1</code> (regtype)	366
	<code>garbage_collection_option/1</code> (regtype)	366
	<code>memory_option/1</code> (regtype)	366
	<code>clockfreq_option/1</code> (regtype)	367
	<code>tick_option/1</code> (regtype)	367
	<code>time_option/1</code> (regtype)	367
	<code>predicate_property/2</code> (pred)	367
	<code>predicate_property/3</code> (pred)	367
	<code>current_atom/1</code> (pred)	367
	<code>garbage_collect/0</code> (pred)	368
59.3	Known bugs and planned improvements (<code>prolog_sys</code>)	368
60	DEC-10 Prolog file IO	369
60.1	Usage and interface (<code>dec10_io</code>)	369
60.2	Documentation on exports (<code>dec10_io</code>)	369
	<code>see/1</code> (pred)	369
	<code>seeing/1</code> (pred)	369
	<code>seen/0</code> (pred)	369
	<code>tell/1</code> (pred)	369
	<code>telling/1</code> (pred)	369
	<code>told/0</code> (pred)	370
	<code>close_file/1</code> (pred)	370
61	Quintus-like internal database	371
61.1	Usage and interface (<code>old_database</code>)	371
61.2	Documentation on exports (<code>old_database</code>)	371
	<code>recorda/3</code> (pred)	371
	<code>recordz/3</code> (pred)	371
	<code>recorded/3</code> (pred)	372
	<code>current_key/2</code> (pred)	372

62	ttyout (library)	373
62.1	Usage and interface (<code>ttyout</code>)	373
62.2	Documentation on exports (<code>ttyout</code>)	373
	<code>ttyget/1</code> (pred)	373
	<code>ttyget1/1</code> (pred)	373
	<code>ttynl/0</code> (pred)	373
	<code>ttyput/1</code> (pred)	373
	<code>ttyskip/1</code> (pred)	373
	<code>ttytab/1</code> (pred)	374
	<code>ttyflush/0</code> (pred)	374
	<code>ttydisplay/1</code> (pred)	374
	<code>ttydisplayq/1</code> (pred)	374
	<code>ttyskipeol/0</code> (pred)	374
	<code>ttydisplay_string/1</code> (pred)	374
63	Enabling operators at run-time	375
63.1	Usage and interface (<code>runtime_ops_doc</code>)	375
PART V - Assertions, Properties, Types, Modes,		
Comments (assertions)		
377		
64	The Ciao assertion package	379
64.1	More info	379
64.2	Some attention points	379
64.3	Usage and interface (<code>assertions_doc</code>)	380
64.4	Documentation on new declarations (<code>assertions_doc</code>)	380
	(pred)/1 (decl)	380
	(pred)/2 (decl)	381
	(texec)/1 (decl)	381
	(texec)/2 (decl)	381
	(calls)/1 (decl)	381
	(calls)/2 (decl)	381
	(success)/1 (decl)	382
	(success)/2 (decl)	382
	(test)/1 (decl)	382
	(test)/2 (decl)	382
	(comp)/1 (decl)	383
	(comp)/2 (decl)	383
	(prop)/1 (decl)	383
	(prop)/2 (decl)	384
	(entry)/1 (decl)	384
	(exit)/1 (decl)	384
	(exit)/2 (decl)	385
	(modedef)/1 (decl)	385
	(decl)/1 (decl)	385
	(decl)/2 (decl)	385
	doc/2 (decl)	386
	comment/2 (decl)	386
64.5	Documentation on exports (<code>assertions_doc</code>)	386
	check/1 (pred)	386
	trust/1 (pred)	386
	true/1 (pred)	387
	false/1 (pred)	387

65	Types and properties related to assertions ..	389
65.1	Usage and interface (<code>assertions_props</code>)	389
65.2	Documentation on exports (<code>assertions_props</code>)	389
	<code>assrt_body/1</code> (regtype)	389
	<code>head_pattern/1</code> (prop)	390
	<code>complex_arg_property/1</code> (regtype)	390
	<code>property_conjunction/1</code> (regtype)	391
	<code>property_starterm/1</code> (regtype)	391
	<code>complex_goal_property/1</code> (regtype)	391
	<code>nabody/1</code> (prop)	392
	<code>dictionary/1</code> (regtype)	392
	<code>c_assrt_body/1</code> (regtype)	392
	<code>s_assrt_body/1</code> (regtype)	392
	<code>g_assrt_body/1</code> (regtype)	393
	<code>assrt_status/1</code> (regtype)	393
	<code>assrt_type/1</code> (regtype)	394
	<code>predfunctor/1</code> (regtype)	394
	<code>propfunctor/1</code> (regtype)	394
	<code>docstring/1</code> (prop)	394
66	Declaring regular types	395
66.1	Defining properties	395
66.2	Usage and interface (<code>regtypes_doc</code>)	397
66.3	Documentation on new declarations (<code>regtypes_doc</code>)	398
	(regtype)/1 (decl)	398
	(regtype)/2 (decl)	398
67	Properties which are native to analyzers	399
67.1	Usage and interface (<code>native_props</code>)	399
67.2	Documentation on exports (<code>native_props</code>)	399
	<code>clique/1</code> (prop)	399
	<code>clique_1/1</code> (prop)	400
	<code>compat/1</code> (prop)	400
	<code>constraint/1</code> (prop)	400
	<code>covered/1</code> (prop)	400
	<code>covered/2</code> (prop)	401
	<code>exception/1</code> (prop)	401
	<code>exception/2</code> (prop)	401
	<code>fails/1</code> (prop)	401
	<code>finite_solutions/1</code> (prop)	401
	<code>have_choicepoints/1</code> (prop)	401
	<code>indep/1</code> (prop)	402
	<code>indep/2</code> (prop)	402
	<code>instance/1</code> (prop)	402
	<code>is_det/1</code> (prop)	402
	<code>linear/1</code> (prop)	402
	<code>mshare/1</code> (prop)	403
	<code>mut_exclusive/1</code> (prop)	403
	<code>no_choicepoints/1</code> (prop)	404
	<code>no_exception/1</code> (prop)	404
	<code>no_exception/2</code> (prop)	404
	<code>no_signal/1</code> (prop)	404
	<code>no_signal/2</code> (prop)	404
	<code>non_det/1</code> (prop)	404
	<code>nonground/1</code> (prop)	404

not_covered/1 (prop)	405
not_fails/1 (prop)	405
not_mut_exclusive/1 (prop)	405
num_solutions/2 (prop)	405
solutions/2 (prop)	406
possibly_fails/1 (prop)	406
possibly_nondet/1 (prop)	406
relations/2 (prop)	406
sideff_hard/1 (prop)	407
sideff_pure/1 (prop)	407
sideff_soft/1 (prop)	407
signal/1 (prop)	407
signal/2 (prop)	407
signals/2 (prop)	408
size/2 (prop)	408
size/3 (prop)	408
size_lb/2 (prop)	408
size_o/2 (prop)	408
size_ub/2 (prop)	409
size_metric/3 (prop)	409
size_metric/4 (prop)	409
succeeds/1 (prop)	409
steps/2 (prop)	410
steps_lb/2 (prop)	410
steps_o/2 (prop)	410
steps_ub/2 (prop)	410
tau/1 (prop)	410
terminates/1 (prop)	411
test_type/2 (prop)	411
throws/2 (prop)	411
user_output/2 (prop)	411
instance/2 (prop)	411
67.3 Known bugs and planned improvements (native_props)	412
68 ISO-Prolog modes	413
68.1 Usage and interface (isomodes_doc)	413
68.2 Documentation on new modes (isomodes_doc)	413
(+)/1 (modedef)	413
(-)/1 (modedef)	413
(?)/1 (modedef)	413
(@)/1 (modedef)	413
(+)/2 (modedef)	413
(-)/2 (modedef)	414
(?)/2 (modedef)	414
(@)/2 (modedef)	414

69	Classical Prolog modes	415
69.1	Usage and interface (<code>basicmodes_doc</code>).....	415
69.2	Documentation on new modes (<code>basicmodes_doc</code>).....	415
	(+)/1 (modedef).....	415
	(-)/1 (modedef).....	415
	(?)/1 (modedef).....	415
	(@)/1 (modedef).....	415
	in/1 (modedef).....	416
	out/1 (modedef).....	416
	go/1 (modedef).....	416
	(+)/2 (modedef).....	416
	(-)/2 (modedef).....	416
	(?)/2 (modedef).....	417
	(@)/2 (modedef).....	417
	in/2 (modedef).....	417
	out/2 (modedef).....	417
	go/2 (modedef).....	417
70	Run-time checking of assertions	419
70.1	Usage and interface (<code>rtchecks_doc</code>).....	420
71	Unit Testing Library	421
71.1	Additional notes	421
71.2	Usage and interface (<code>unittest_doc</code>).....	422
71.3	Known bugs and planned improvements (<code>unittest_doc</code>)....	422
	PART VI - Ciao library miscellanea	423
72	Library Paths for Ciao Bundles	425
72.1	Usage and interface (<code>ciaopaths_doc</code>).....	425
72.2	Known bugs and planned improvements (<code>ciaopaths_doc</code>)...	425
73	Analytic benchmarks	427
73.1	Testing Calls.....	427
73.2	Testing non-deterministic behavior.....	427
73.3	Testing environment handling.....	427
73.4	Testing indexing mechanisms.....	428
73.5	Testing unification	428
73.6	Testing dereferencing.....	428
73.7	Testing the cut.....	429
73.8	Assorted small programs.....	429
73.9	Usage and interface (<code>ecrc</code>).....	430
73.10	Documentation on exports (<code>ecrc</code>).....	430
	main/1 (pred).....	430
	benchmark_usage/1 (regtype)	431
	just_benchmarks/0 (pred).....	431
	generate_human_file/0 (pred).....	431
	generate_machine_file/0 (pred).....	431
	send_info_to_developers/0 (pred).....	432
	arithm_average/2 (pred).....	432
	geom_average/2 (pred).....	432
73.11	Known bugs and planned improvements (<code>ecrc</code>).....	432

74	Parse and return command-line options	433
74.1	Usage and interface (<code>getopts</code>)	433
74.2	Documentation on exports (<code>getopts</code>)	433
	<code>getopts/4</code> (pred)	433
	<code>cl_option/2</code> (pred)	435
74.3	Documentation on internals (<code>getopts</code>)	435
	<code>spec/1</code> (regtype)	435
75	llists (library)	437
75.1	Usage and interface (<code>llists</code>)	437
75.2	Documentation on exports (<code>llists</code>)	437
	<code>append/2</code> (pred)	437
	<code>flatten/2</code> (pred)	437
	<code>collect_singletons/2</code> (pred)	437
	<code>transpose/2</code> (pred)	438
76	Structured stream handling	439
76.1	Usage and interface (<code>streams</code>)	439
76.2	Documentation on exports (<code>streams</code>)	439
	<code>open_null_stream/1</code> (pred)	439
	<code>open_input/2</code> (pred)	439
	<code>close_input/1</code> (pred)	439
	<code>open_output/2</code> (pred)	439
	<code>close_output/1</code> (pred)	440
77	Dictionaries	441
77.1	Usage and interface (<code>dict</code>)	441
77.2	Documentation on exports (<code>dict</code>)	441
	<code>dictionary/1</code> (regtype)	441
	<code>dictionary/5</code> (pred)	441
	<code>dic_node/2</code> (pred)	441
	<code>dic_lookup/3</code> (pred)	441
	<code>dic_lookup/4</code> (pred)	442
	<code>dic_get/3</code> (pred)	442
	<code>dic_replace/4</code> (pred)	442
	<code>old_or_new/1</code> (regtype)	442
	<code>non_empty_dictionary/1</code> (regtype)	442
77.3	Known bugs and planned improvements (<code>dict</code>)	443
78	String processing	445
78.1	Usage and interface (<code>strings</code>)	445
78.2	Documentation on exports (<code>strings</code>)	445
	<code>get_line/2</code> (pred)	445
	<code>get_line/1</code> (pred)	445
	<code>line/1</code> (regtype)	445
	<code>write_string/2</code> (pred)	446
	<code>write_string/1</code> (pred)	446
	<code>whitespace/2</code> (pred)	446
	<code>whitespace0/2</code> (pred)	446
	<code>string/3</code> (pred)	447

79	Printing status and error messages	449
79.1	Usage and interface (<code>messages</code>)	449
79.2	Documentation on exports (<code>messages</code>)	449
	<code>error_message/1</code> (pred)	449
	<code>error_message/2</code> (pred)	449
	<code>error_message/3</code> (pred)	450
	<code>warning_message/1</code> (pred)	450
	<code>warning_message/2</code> (pred)	450
	<code>warning_message/3</code> (pred)	450
	<code>note_message/1</code> (pred)	451
	<code>note_message/2</code> (pred)	451
	<code>note_message/3</code> (pred)	451
	<code>simple_message/1</code> (pred)	451
	<code>simple_message/2</code> (pred)	451
	<code>optional_message/2</code> (pred)	452
	<code>optional_message/3</code> (pred)	452
	<code>debug_message/1</code> (pred)	452
	<code>debug_message/2</code> (pred)	452
	<code>debug_goal/2</code> (pred)	452
	<code>debug_goal/3</code> (pred)	453
	<code>show_message/2</code> (pred)	453
	<code>show_message/3</code> (pred)	453
	<code>show_message/4</code> (pred)	453
	<code>message_t/1</code> (regtype)	454
	<code>location_t/1</code> (udrexp)	454
79.3	Documentation on multifiles (<code>messages</code>)	454
	<code>issue_debug_messages/1</code> (pred)	454
79.4	Known bugs and planned improvements (<code>messages</code>)	454
80	Accessing and redirecting the stream aliases	455
80.1	Usage and interface (<code>io_alias_redirection</code>)	455
80.2	Documentation on exports (<code>io_alias_redirection</code>)	455
	<code>set_stream/3</code> (pred)	455
	<code>get_stream/2</code> (pred)	455
81	Reading terms from strings	457
81.1	Usage and interface (<code>read_from_string</code>)	457
81.2	Documentation on exports (<code>read_from_string</code>)	457
	<code>read_from_string/2</code> (pred)	457
	<code>read_from_string/3</code> (pred)	457
	<code>read_from_string_opts/4</code> (pred)	457
	<code>read_from_string_atmvars/2</code> (pred)	458
	<code>read_from_string_atmvars/3</code> (pred)	459
	<code>read_from_atom_atmvars/2</code> (pred)	459
	<code>read_from_atom/2</code> (pred)	460
81.3	Known bugs and planned improvements (<code>read_from_string</code>)	460

82	ctrlcclean (library)	461
82.1	Usage and interface (ctrlcclean)	461
82.2	Documentation on exports (ctrlcclean)	461
	ctrlc_clean/1 (pred)	461
	delete_on_ctrlc/2 (pred)	461
	ctrlcclean/0 (pred)	461
83	errhandle (library)	463
83.1	Usage and interface (errhandle)	463
83.2	Documentation on exports (errhandle)	463
	error_protect/1 (pred)	463
	handle_error/2 (pred)	463
84	Fast reading and writing of terms	465
84.1	Usage and interface (fastrw)	465
84.2	Documentation on exports (fastrw)	465
	fast_read/1 (pred)	465
	fast_write/1 (pred)	465
	fast_read/2 (pred)	465
	fast_write/2 (pred)	466
	fast_write_to_string/3 (pred)	466
84.3	Known bugs and planned improvements (fastrw)	466
85	File name manipulation	467
85.1	Usage and interface (filenames)	467
85.2	Documentation on exports (filenames)	467
	no_path_file_name/2 (pred)	467
	file_directory_base_name/3 (pred)	468
	file_name_extension/3 (pred)	468
	basename/2 (pred)	469
	atom_or_str/1 (regtype)	469
	extension/2 (pred)	469
86	Symbolic filenames	471
86.1	Usage and interface (symfnames)	471
86.2	Documentation on exports (symfnames)	471
	open/3 (pred)	471
86.3	Documentation on multifiles (symfnames)	472
	alias_file/1 (pred)	472
	file_alias/2 (pred)	472
86.4	Other information (symfnames)	472
87	File/Stream Utilities	473
87.1	Usage and interface (file_utils)	473
87.2	Documentation on exports (file_utils)	473
	file_terms/2 (pred)	473
	copy_stdout/1 (pred)	473
	file_to_string/2 (pred)	474
	file_to_string/3 (pred)	474
	string_to_file/2 (pred)	474
	stream_to_string/2 (pred)	474
	stream_to_string/3 (pred)	474
	output_to_file/2 (pred)	475

88	File locks	477
88.1	Usage and interface (<code>file_locks</code>)	477
88.2	Documentation on exports (<code>file_locks</code>)	477
	<code>lock_file/3</code> (pred)	477
	<code>unlock_file/2</code> (pred)	477
88.3	Known bugs and planned improvements (<code>file_locks</code>)	477
89	Lists and conjunctions and disjunctions	479
89.1	Usage and interface (<code>formulae</code>)	479
89.2	Documentation on exports (<code>formulae</code>)	479
	<code>list_to_conj/3</code> (pred)	479
	<code>list_to_conj/2</code> (pred)	479
	<code>conj_to_list/2</code> (pred)	480
	<code>list_to_disj/2</code> (pred)	480
	<code>disj_to_list/2</code> (pred)	481
	<code>conj_to_llist/2</code> (pred)	481
	<code>llist_to_conj/2</code> (pred)	482
	<code>disj_to_llist/2</code> (pred)	482
	<code>llist_to_disj/2</code> (pred)	482
	<code>body2list/2</code> (pred)	482
	<code>asbody_to_conj/2</code> (pred)	482
	<code>assert_body_type/1</code> (prop)	482
	<code>conj_disj_type/1</code> (regtype)	482
	<code>t_conj/1</code> (regtype)	483
	<code>t_disj/1</code> (regtype)	483
	<code>list_to_disj2/2</code> (pred)	483
90	Term manipulation utilities	485
90.1	Usage and interface (<code>terms</code>)	485
90.2	Documentation on exports (<code>terms</code>)	485
	<code>term_size/2</code> (pred)	485
	<code>copy_args/3</code> (pred)	486
	<code>arg/2</code> (pred)	486
	<code>atom_concat/2</code> (pred)	486
91	Term checking utilities	489
91.1	Usage and interface (<code>terms_check</code>)	489
91.2	Documentation on exports (<code>terms_check</code>)	489
	<code>ask/2</code> (pred)	489
	<code>instance/2</code> (prop)	489
	<code>subsumes_term/2</code> (pred)	489
	<code>variant/2</code> (pred)	489
	<code>most_general_instance/3</code> (pred)	489
	<code>most_specific_generalization/3</code> (pred)	490
	<code>unifiable/3</code> (pred)	490
91.3	Other information (<code>terms_check</code>)	490
91.4	Known bugs and planned improvements (<code>terms_check</code>)	490

92	Sets of variables in terms	491
92.1	Usage and interface (<code>terms_vars</code>)	491
92.2	Documentation on exports (<code>terms_vars</code>)	491
	<code>varset/2</code> (pred)	491
	<code>intersect_vars/3</code> (pred)	491
	<code>member_var/2</code> (pred)	491
	<code>diff_vars/3</code> (pred)	491
	<code>varsbag/3</code> (pred)	491
	<code>varset_in_args/2</code> (pred)	491
	<code>term_variables/2</code> (pred)	492
	<code>term_variables/3</code> (pred)	492
93	Cyclic terms handling	493
93.1	Usage and interface (<code>cyclic_terms</code>)	493
93.2	Documentation on exports (<code>cyclic_terms</code>)	493
	<code>acyclic_term/1</code> (pred)	493
	<code>uncycle_term/2</code> (pred)	493
	<code>recycle_term/2</code> (pred)	493
	<code>cyclic_term/1</code> (pred)	493
	<code>cyclic_term/1</code> (pred)	494
	<code>cyclic_term/1</code> (pred)	494
94	A simple pretty-printer for Ciao programs ..	495
94.1	Usage and interface (<code>pretty_print</code>)	495
94.2	Documentation on exports (<code>pretty_print</code>)	495
	<code>pretty_print/2</code> (pred)	495
	<code>pretty_print/3</code> (pred)	495
	<code>pretty_print/4</code> (pred)	495
94.3	Documentation on internals (<code>pretty_print</code>)	496
	<code>clauses/1</code> (regtype)	496
	<code>clause/1</code> (regtype)	496
	<code>clterm/1</code> (regtype)	496
	<code>body/1</code> (regtype)	496
	<code>flag/1</code> (regtype)	496
94.4	Known bugs and planned improvements (<code>pretty_print</code>)	497
95	Pretty-printing assertions	499
95.1	Usage and interface (<code>assrt_write</code>)	499
95.2	Documentation on exports (<code>assrt_write</code>)	499
	<code>write_assertion/6</code> (pred)	499
	<code>write_assertion/7</code> (pred)	499
	<code>write_assertion_as_comment/6</code> (pred)	500
	<code>write_assertion_as_comment/7</code> (pred)	500
	<code>write_assertion_as_double_comment/6</code> (pred)	500
	<code>write_assertion_as_double_comment/7</code> (pred)	500

96	The Ciao library browser	501
96.1	Usage and interface (<code>libbrowser</code>)	501
96.2	Documentation on exports (<code>libbrowser</code>)	502
	<code>update/0</code> (pred)	502
	<code>browse/2</code> (pred)	502
	<code>where/1</code> (pred)	502
	<code>describe/1</code> (pred)	503
	<code>system_lib/1</code> (pred)	503
	<code>apropos/1</code> (pred)	503
96.3	Documentation on internals (<code>libbrowser</code>)	504
	<code>apropos_spec/1</code> (regtype)	504
97	Code translation utilities	505
97.1	Usage and interface (<code>expansion_tools</code>)	505
97.2	Documentation on exports (<code>expansion_tools</code>)	505
	<code>imports_meta_pred/3</code> (pred)	505
	<code>body_expander/6</code> (pred)	505
	<code>arg_expander/6</code> (pred)	506
97.3	Documentation on internals (<code>expansion_tools</code>)	506
	<code>expander_pred/1</code> (prop)	506
97.4	Known bugs and planned improvements (<code>expansion_tools</code>)	507
98	Low-level concurrency/multithreading primitives	509
98.1	Usage and interface (<code>concurrency</code>)	509
98.2	Documentation on exports (<code>concurrency</code>)	509
	<code>eng_call/4</code> (pred)	509
	<code>eng_call/3</code> (pred)	510
	<code>eng_backtrack/2</code> (pred)	510
	<code>eng_cut/1</code> (pred)	510
	<code>eng_release/1</code> (pred)	511
	<code>eng_wait/1</code> (pred)	511
	<code>eng_kill/1</code> (pred)	511
	<code>eng_killothers/0</code> (pred)	511
	<code>eng_self/1</code> (pred)	511
	<code>goal_id/1</code> (pred)	512
	<code>eng_goal_id/1</code> (pred)	512
	<code>eng_status/0</code> (pred)	512
	<code>lock_atom/1</code> (pred)	512
	<code>unlock_atom/1</code> (pred)	512
	<code>atom_lock_state/2</code> (pred)	513
	(<code>concurrent</code>)/1 (pred)	513
98.3	Known bugs and planned improvements (<code>concurrency</code>)	514
99	All solutions concurrent predicates	515
99.1	Usage and interface (<code>conc_aggregates</code>)	515
99.2	Documentation on exports (<code>conc_aggregates</code>)	515
	<code>findall/3</code> (pred)	515
	<code>setof/3</code> (pred)	515
	<code>bagof/3</code> (pred)	516
99.3	Known bugs and planned improvements (<code>conc_aggregates</code>)	516

100	The socket interface	517
100.1	Usage and interface (<code>sockets</code>)	517
100.2	Documentation on exports (<code>sockets</code>)	517
	<code>connect_to_socket_type/4</code> (pred)	517
	<code>connect_to_socket/3</code> (pred)	518
	<code>bind_socket/3</code> (pred)	518
	<code>socket_accept/2</code> (pred)	518
	<code>select_socket/5</code> (pred)	519
	<code>socket_send/2</code> (pred)	519
	<code>socket_recv_code/3</code> (pred)	520
	<code>socket_recv/2</code> (pred)	520
	<code>socket_shutdown/2</code> (pred)	520
	<code>hostname_address/2</code> (pred)	521
	<code>socket_type/1</code> (regtype)	521
	<code>shutdown_type/1</code> (regtype)	521
101	Sockets I/O	523
101.1	Usage and interface (<code>sockets_io</code>)	523
101.2	Documentation on exports (<code>sockets_io</code>)	523
	<code>serve_socket/3</code> (pred)	523
	<code>safe_write/2</code> (pred)	523
102	The Ciao Make Package	525
102.1	Usage and interface (<code>make_doc</code>)	525
102.2	Other information (<code>make_doc</code>)	525
	102.2.1 The Dependency Rules	525
	102.2.2 Specifying Paths	527
	102.2.3 Documenting Rules	527
	102.2.4 An Example of a Makefile	527
103	Predicates Available When Using The Make Package	531
103.1	Usage and interface (<code>make_rt</code>)	531
103.2	Documentation on exports (<code>make_rt</code>)	531
	<code>make/1</code> (pred)	531
	<code>target/1</code> (regtype)	531
	<code>make_option/1</code> (pred)	532
	<code>verbose_message/1</code> (pred)	532
	<code>verbose_message/2</code> (pred)	532
	<code>dot_concat/2</code> (pred)	532
	<code>call_unknown/1</code> (pred)	532
	<code>all_values/2</code> (pred)	532
	<code>get_value/2</code> (pred)	532
	<code>get_value_def/3</code> (pred)	532
	<code>get_all_values/2</code> (pred)	532
	<code>name_value/2</code> (pred)	533
	<code>set_name_value/2</code> (pred)	533
	<code>cp_name_value/2</code> (pred)	533
	<code>get_name_value/3</code> (pred)	533
	<code>get_name_value_string/3</code> (pred)	533
	<code>add_name_value/2</code> (pred)	533
	<code>del_name_value/1</code> (pred)	533
	<code>check_var_exists/1</code> (pred)	533
	<code>find_file/2</code> (pred)	533

vpath/1 (pred).....	533
add_vpath/1 (pred).....	534
vpath_mode/3 (pred).....	534
add_vpath_mode/3 (pred).....	534
bold_message/1 (pred).....	534
bold_message/2 (pred).....	534
normal_message/2 (pred).....	534
bolder_message/1 (pred).....	534
bolder_message/2 (pred).....	534
newer/2 (pred).....	534
register_module/1 (pred).....	534
unregister_module/1 (pred).....	534
push_name_value/3 (pred).....	535
pop_name_value/1 (pred).....	535
push_active_config/1 (pred).....	535
pop_active_config/0 (pred).....	535
get_active_config/1 (pred).....	535
dyn_load_cfg_module_into_make/1 (pred).....	535
get_settings_nvalue/1 (pred).....	535
apply_vpath_mode/4 (pred).....	535
get_name/2 (pred).....	535
up_to_date/2 (udreexp).....	536
103.3 Known bugs and planned improvements (make_rt).....	536

104 Additional operating system utilities 537

104.1 Usage and interface (system_extra).....	537
104.2 Documentation on exports (system_extra).....	537
del_dir_if_empty/1 (pred).....	537
move_files/2 (pred).....	537
move_file/2 (pred).....	538
copy_files/2 (pred).....	538
copy_files/3 (pred).....	538
copy_files_nofail/3 (pred).....	538
symbolic_link/2 (pred).....	538
symbolic_link/3 (pred).....	538
ls/3 (pred).....	538
pattern/1 (regtype).....	539
ls/2 (pred).....	539
etags/2 (pred).....	539
add_suffix/3 (pred).....	539
add_prefix/3 (pred).....	539
filter_alist_pattern/3 (pred).....	539
(-)/1 (pred).....	540
(-)/1 (pred).....	540
try_finally/3 (pred).....	540
set_owner/2 (pred).....	540
del_endings_nofail/2 (pred).....	540
del_file_nofail/1 (pred).....	540
del_file_nofail/2 (pred).....	540
del_files_nofail/1 (pred).....	540
delete_files/1 (pred).....	541
do/5 (pred).....	541
do_options/1 (regtype).....	541
do/4 (pred).....	541
do/2 (pred).....	542
do/3 (pred).....	542

do_str/3 (pred).....	542
do_str_without_nl/3 (pred).....	542
do_str_without_nl_popen/2 (pred).....	542
do_atmlist_popen/2 (pred).....	542
cat/2 (pred).....	542
cat_append/2 (pred).....	543
readf/2 (pred).....	543
datetime_atom/1 (pred).....	543
datetime_atom/2 (pred).....	543
datetime_string/1 (pred).....	543
datetime_string/2 (pred).....	543
datetime_to_string/2 (pred).....	543
no_tr_nl/2 (pred).....	543
replace_strings_in_file/3 (pred).....	543
replace_params_in_file/3 (pred).....	543
writef/2 (pred).....	543
writef/3 (pred).....	543
writef_list/2 (pred).....	544
writef_list/3 (pred).....	544
replace_strings/3 (pred).....	544
replace_params/3 (pred).....	544
get_perms/2 (pred).....	544
set_perms/2 (pred).....	544
set_exec_perms/2 (pred).....	544
mkdir_perm/2 (pred).....	544
execute_permissions/2 (pred).....	544
execute_permissions/4 (pred).....	544
convert_permissions/2 (pred).....	544
convert_permissions/4 (pred).....	544
backup_file/1 (pred).....	545
using_tty/0 (pred).....	545
system_error_report/1 (udrexp).....	545
replace_characters/4 (udrexp).....	545
no_swapslash/3 (udrexp).....	545
cyg2win/3 (udrexp).....	545
winpath_c/3 (udrexp).....	545
winpath/3 (udrexp).....	545
winpath/2 (udrexp).....	545
using_windows/0 (udrexp).....	545
rename_file/2 (udrexp).....	545
delete_directory/1 (udrexp).....	546
delete_file/1 (udrexp).....	546
set_exec_mode/2 (udrexp).....	546
chmod/3 (udrexp).....	546
chmod/2 (udrexp).....	546
fmode/2 (udrexp).....	546
touch/1 (udrexp).....	546
modif_time0/2 (udrexp).....	546
modif_time/2 (udrexp).....	546
file_properties/6 (udrexp).....	546
file_property/2 (udrexp).....	546
file_exists/2 (udrexp).....	547
file_exists/1 (udrexp).....	547
mktemp_in_tmp/2 (udrexp).....	547
mktemp/2 (udrexp).....	547
directory_files/2 (udrexp).....	547

wait/3 (udreexp)	547
exec/8 (udreexp)	547
exec/3 (udreexp)	547
exec/4 (udreexp)	547
popen_mode/1 (udreexp)	547
popen/3 (udreexp)	547
system/2 (udreexp)	547
system/1 (udreexp)	548
shell/2 (udreexp)	548
shell/1 (udreexp)	548
shell/0 (udreexp)	548
cd/1 (udreexp)	548
working_directory/2 (udreexp)	548
make_dirpath/1 (udreexp)	548
make_dirpath/2 (udreexp)	548
make_directory/1 (udreexp)	548
make_directory/2 (udreexp)	548
umask/2 (udreexp)	548
current_executable/1 (udreexp)	548
current_host/1 (udreexp)	549
get_address/2 (udreexp)	549
get_tmp_dir/1 (udreexp)	549
get_grnam/1 (udreexp)	549
get_pwnam/1 (udreexp)	549
get_gid/1 (udreexp)	549
get_uid/1 (udreexp)	549
get_pid/1 (udreexp)	549
file_dir_name/3 (udreexp)	549
extract_paths/2 (udreexp)	549
dir_path/2 (udreexp)	549
copy_file/3 (udreexp)	549
copy_file/2 (udreexp)	550
c_errno/1 (udreexp)	550
del_env/1 (udreexp)	550
set_env/2 (udreexp)	550
current_env/2 (udreexp)	550
setenvstr/2 (udreexp)	550
getenvstr/2 (udreexp)	550
datetime_struct/1 (udreexp)	550
datetime/9 (udreexp)	550
datetime/1 (udreexp)	550
time/1 (udreexp)	550
pause/1 (udreexp)	550

PART VII - Ciao extensions 551

105 Pure Prolog package 553

105.1 Usage and interface (<code>pure_doc</code>)	554
105.2 Known bugs and planned improvements (<code>pure_doc</code>)	554

106	Multiple Argument Indexing	555
106.1	Usage and interface (<code>indexer_doc</code>)	556
106.2	Documentation on exports (<code>indexer_doc</code>)	556
	<code>hash_term/2</code> (pred)	556
106.3	Documentation on internals (<code>indexer_doc</code>)	556
	<code>index/1</code> (decl)	556
	<code>indexspecs/1</code> (regtype)	557
	<code>argspec/1</code> (regtype)	557
106.4	Known bugs and planned improvements (<code>indexer_doc</code>) ...	558
107	Higher-order	559
107.1	Usage and interface (<code>hiord_rt</code>)	559
107.2	Documentation on exports (<code>hiord_rt</code>)	559
	<code>call/1</code> (pred)	559
	<code>call/2</code> (pred)	559
	<code>SYSCALL/1</code> (pred)	560
	<code>\$nodebug_call/1</code> (pred)	560
	<code>\$meta.call/1</code> (pred)	560
107.3	Known bugs and planned improvements (<code>hiord_rt</code>)	560
108	Higher-order predicates	561
108.1	Usage and interface (<code>hiordlib</code>)	561
108.2	Documentation on exports (<code>hiordlib</code>)	561
	<code>map/3</code> (pred)	561
	<code>map/4</code> (pred)	562
	<code>map/5</code> (pred)	562
	<code>map/6</code> (pred)	562
	<code>foldl/4</code> (pred)	563
	<code>minimum/3</code> (pred)	563
	<code>split/4</code> (pred)	563
109	Terms with named arguments -records/feature terms	565
109.1	Usage and interface (<code>argnames_doc</code>)	565
109.2	Documentation on new declarations (<code>argnames_doc</code>)	565
	<code>argnames/1</code> (decl)	565
109.3	Documentation on exports (<code>argnames_doc</code>)	566
	<code>\$~ /3</code> (pred)	566
109.4	Other information (<code>argnames_doc</code>)	567
	109.4.1 Using argument names in a toy database	567
	109.4.2 Complete code for the zebra example	567
109.5	Known bugs and planned improvements (<code>argnames_doc</code>) ...	568

110	Functional notation	571
110.1	Function applications	571
110.2	Predefined evaluable functors	571
110.3	Functional definitions	572
110.4	Quoting functors	572
110.5	Some scoping issues	573
110.6	Other functionality	573
110.7	Combining with higher order	574
110.8	Usage and interface (<code>fsyntax_doc</code>)	574
110.9	Other information (<code>fsyntax_doc</code>)	574
110.10	Some examples using functional syntax	574
110.11	Examples of combining with higher order	579
110.12	Some additional examples using functional syntax	579
110.13	Known bugs and planned improvements (<code>fsyntax_doc</code>) ...	581
111	global (library)	583
111.1	Usage and interface (<code>global</code>)	583
111.2	Documentation on exports (<code>global</code>)	583
	<code>set_global/2</code> (pred)	583
	<code>get_global/2</code> (pred)	583
	<code>push_global/2</code> (pred)	583
	<code>pop_global/2</code> (pred)	583
	<code>del_global/1</code> (pred)	583
112	Andorra execution	585
112.1	Usage and interface (<code>andorra_doc</code>)	585
112.2	Documentation on new declarations (<code>andorra_doc</code>)	585
	<code>determinate/2</code> (decl)	585
112.3	Documentation on exports (<code>andorra_doc</code>)	586
	<code>detcond/1</code> (regtype)	586
	<code>path/1</code> (regtype)	587
112.4	Other information (<code>andorra_doc</code>)	587
113	Call on determinate	589
113.1	Usage and interface (<code>det_hook_doc</code>)	589
113.2	Documentation on new modes (<code>det_hook_doc</code>)	589
	<code>(+)/1</code> (modedef)	589
	<code>(-)/1</code> (modedef)	589
	<code>(?)/1</code> (modedef)	589
	<code>(@)/1</code> (modedef)	589
	<code>(+)/2</code> (modedef)	590
	<code>(-)/2</code> (modedef)	590
	<code>(?)/2</code> (modedef)	590
	<code>(@)/2</code> (modedef)	590
113.3	Other information (<code>det_hook_doc</code>)	591
113.4	Known bugs and planned improvements (<code>det_hook_doc</code>) ...	591
114	Runtime predicates for call on determinate	593
114.1	Usage and interface (<code>det_hook_rt</code>)	593
114.2	Documentation on exports (<code>det_hook_rt</code>)	593
	<code>det_try/3</code> (pred)	593

115	Miscellaneous predicates	595
115.1	Usage and interface (<code>odd</code>)	595
115.2	Documentation on exports (<code>odd</code>)	595
	<code>setarg/3</code> (pred)	595
	<code>undo/1</code> (pred)	595
116	Mutable Terms	597
116.1	Usage and interface (<code>mutables</code>)	597
116.2	Documentation on exports (<code>mutables</code>)	597
	<code>create_mutable/2</code> (pred)	597
	<code>get_mutable/2</code> (pred)	597
	<code>update_mutable/2</code> (pred)	597
	<code>mutable/1</code> (pred)	597
117	Block Declarations	599
117.1	Usage and interface (<code>block_doc</code>)	599
117.2	Documentation on new declarations (<code>block_doc</code>)	599
	<code>block/1</code> (decl)	599
118	Delaying predicates (<code>freeze</code>)	601
118.1	Usage and interface (<code>freeze</code>)	601
118.2	Documentation on exports (<code>freeze</code>)	601
	<code>freeze/2</code> (pred)	601
	<code>frozen/2</code> (pred)	601
118.3	Known bugs and planned improvements (<code>freeze</code>)	601
119	Delaying predicates (<code>when</code>)	603
119.1	Usage and interface (<code>when</code>)	604
119.2	Documentation on exports (<code>when</code>)	604
	<code>when/2</code> (pred)	604
	<code>wakeup_exp/1</code> (regtype)	604
119.3	Known bugs and planned improvements (<code>when</code>)	605
120	Active modules (high-level distributed execution)	607
120.1	Active modules as agents	608
120.2	Usage and interface (<code>actmods_doc</code>)	609
120.3	Documentation on new declarations (<code>actmods_doc</code>)	609
	<code>use_active_module/2</code> (decl)	609
120.4	Other information (<code>actmods_doc</code>)	609
120.5	Active module name servers (webbased protocol)	609
120.6	Platforms (platformbased protocol)	610
120.7	Known bugs and planned improvements (<code>actmods_doc</code>)	611

121	Agents	613
121.1	Usage and interface (<code>agent_doc</code>)	613
121.2	Documentation on new declarations (<code>agent_doc</code>)	613
	<code>protocol/1 (decl)</code>	613
121.3	Documentation on multifiles (<code>agent_doc</code>)	614
	<code>save_addr_actmod/1 (pred)</code>	614
121.4	Documentation on internals (<code>agent_doc</code>)	614
	<code>module_address/2 (pred)</code>	614
	<code>:: /2 (pred)</code>	614
	<code>self/1 (pred)</code>	614
121.5	Other information (<code>agent_doc</code>)	614
	121.5.1 Platforms	614
121.6	Known bugs and planned improvements (<code>agent_doc</code>)	615
122	Breadth-first execution	617
122.1	Usage and interface (<code>bf_doc</code>)	618
122.2	Known bugs and planned improvements (<code>bf_doc</code>)	618
123	Iterative-deepening execution	619
123.1	Usage and interface (<code>id_doc</code>)	620
124	Constraint programming over rationals	621
124.1	Usage and interface (<code>clpq_doc</code>)	621
124.2	Other information (<code>clpq_doc</code>)	621
	124.2.1 Some CLP(Q) examples	621
	124.2.2 Meta-programming with CLP(Q)	622
124.3	Known bugs and planned improvements (<code>clpq_doc</code>)	624
125	Constraint programming over reals	625
125.1	Usage and interface (<code>clpr_doc</code>)	625
125.2	Other information (<code>clpr_doc</code>)	625
	125.2.1 Some CLP(R) examples	625
	125.2.2 Meta-programming with CLP(R)	627
125.3	Known bugs and planned improvements (<code>clpr_doc</code>)	627
126	Fuzzy Prolog	629
126.1	Usage and interface (<code>fuzzy_doc</code>)	630
126.2	Documentation on new declarations (<code>fuzzy_doc</code>)	630
	<code>aggr/1 (decl)</code>	630
126.3	Documentation on exports (<code>fuzzy_doc</code>)	630
	<code>:# /2 (pred)</code>	630
	<code>fuzzy_predicate/1 (pred)</code>	631
	<code>fuzzy/1 (pred)</code>	631
	<code>fnot/1 (pred)</code>	631
	<code>:~ /2 (pred)</code>	632
	<code>fuzzybody/1 (prop)</code>	632
	<code>faggagator/1 (regtype)</code>	633
	<code>=> /4 (pred)</code>	633
126.4	Other information (<code>fuzzy_doc</code>)	633
126.5	Known bugs and planned improvements (<code>fuzzy_doc</code>)	634

127	Object Oriented Programming	635
127.1	Early examples	635
127.2	Recommendations on when to use objects	639
127.3	Limitations on object usage	639
128	Declaring classes and interfaces	641
128.1	Usage and interface (<code>class_doc</code>)	641
128.2	Documentation on new declarations (<code>class_doc</code>)	642
	<code>export/1 (decl)</code>	642
	<code>public/1 (decl)</code>	642
	<code>inheritable/1 (decl)</code>	642
	<code>(data)/1 (decl)</code>	642
	<code>(dynamic)/1 (decl)</code>	643
	<code>(concurrent)/1 (decl)</code>	643
	<code>inherit_class/1 (decl)</code>	643
	<code>implements/1 (decl)</code>	644
	<code>virtual/1 (decl)</code>	644
128.3	Documentation on exports (<code>class_doc</code>)	645
	<code>inherited/1 (pred)</code>	645
	<code>self/1 (pred)</code>	645
	<code>constructor/0 (pred)</code>	645
	<code>destructor/0 (pred)</code>	646
128.4	Other information (<code>class_doc</code>)	646
	128.4.1 Class and Interface error reporting at compile time	
	647
	128.4.2 Class and Interface error reporting at run time ...	650
	128.4.3 Normal Prolog module system interaction	650
128.5	Known bugs and planned improvements (<code>class_doc</code>)	651
129	Compile-time usage of objects	653
129.1	Usage and interface (<code>objects_doc</code>)	653
129.2	Documentation on new declarations (<code>objects_doc</code>)	653
	<code>use_class/1 (decl)</code>	653
	<code>instance_of/2 (decl)</code>	653
	<code>new/2 (decl)</code>	654
129.3	Other information (<code>objects_doc</code>)	654
	129.3.1 Error reporting at compile time (<code>objects</code>)	655
	129.3.2 Error reporting at run time (<code>objects</code>)	657
130	Run time usage of objects	659
130.1	Usage and interface (<code>objects_rt</code>)	659
130.2	Documentation on exports (<code>objects_rt</code>)	659
	<code>new/2 (pred)</code>	659
	<code>instance_of/2 (pred)</code>	660
	<code>derived_from/2 (pred)</code>	661
	<code>interface/2 (pred)</code>	661
	<code>instance_codes/2 (pred)</code>	661
	<code>destroy/1 (pred)</code>	662
	<code>use_class/1 (pred)</code>	662
	<code>constructor/1 (prop)</code>	662
	<code>class_name/1 (prop)</code>	663
	<code>interface_name/1 (prop)</code>	663
	<code>instance_id/1 (prop)</code>	663
	<code>class_source/1 (prop)</code>	663

	interface_source/1 (prop)	663
	method_spec/1 (prop)	663
	virtual_method_spec/1 (prop)	663
130.3	Known bugs and planned improvements (<code>objects_rt</code>)	663
131	Declaring abstract interfaces for classes	665
131.1	Usage and interface (<code>interface_doc</code>)	665
PART VIII - Interfaces to other languages and		
	systems	667
132	Foreign Language Interface	669
132.1	Declaration of Types	669
132.2	Equivalence between Ciao Prolog and C types	669
132.3	Equivalence between Ciao Prolog and C modes	670
132.4	Custom access to Prolog from C	670
	132.4.1 Term construction	671
	132.4.2 Testing the Type of a Term	672
	132.4.3 Term navigation	672
	132.4.4 Testing for Equality and Performing Unification ...	673
	132.4.5 Raising Exceptions	673
	132.4.6 Creating and disposing of memory chunks	674
	132.4.7 Calling Prolog from C	674
132.5	Examples	674
	132.5.1 Mathematical functions	675
	132.5.2 Addresses and C pointers	675
	132.5.3 Lists of bytes and buffers	676
	132.5.4 Lists of integers	677
	132.5.5 Strings and atoms	678
	132.5.6 Arbitrary Terms	679
	132.5.7 Exceptions	681
	132.5.8 Testing number types and using unbound length	
	integers	681
	132.5.9 Interfacing with C++	683
132.6	Usage and interface (<code>foreign_interface_doc</code>)	685
133	Foreign Language Interface Properties	687
133.1	Usage and interface (<code>foreign_interface_properties</code>)	687
133.2	Documentation on exports (<code>foreign_interface_properties</code>)	
	687
	int_list/1 (regtype)	687
	double_list/1 (regtype)	687
	byte_list/1 (regtype)	687
	byte/1 (regtype)	687
	null/1 (regtype)	687
	address/1 (regtype)	688
	any_term/1 (regtype)	688
	foreign_low/1 (prop)	688
	foreign_low/2 (prop)	688
	size_of/3 (prop)	688
	foreign/1 (prop)	688
	foreign/2 (prop)	688
	returns/2 (prop)	688
	do_not_free/2 (prop)	689

	needs_state/1 (prop).....	689
	ttr/3 (prop).....	689
133.3	Documentation on internals (<code>foreign_interface_properties</code>)	689
	use_foreign_source/1 (decl).....	689
	use_foreign_source/2 (decl).....	689
	use_foreign_library/1 (decl).....	689
	use_foreign_library/2 (decl).....	689
	extra_compiler_opts/1 (decl).....	690
	extra_compiler_opts/2 (decl).....	690
	use_compiler/1 (decl).....	690
	use_compiler/2 (decl).....	690
	extra_linker_opts/1 (decl).....	690
	extra_linker_opts/2 (decl).....	691
	use_linker/1 (decl).....	691
	use_linker/2 (decl).....	691
	foreign_inline/2 (decl).....	691
133.4	Known bugs and planned improvements (<code>foreign_interface_properties</code>).....	691
134	Utilities for on-demand compilation of foreign files.....	693
134.1	Usage and interface (<code>foreign_compilation</code>).....	693
134.2	Documentation on exports (<code>foreign_compilation</code>).....	693
	compiler_and_opts/2 (pred).....	693
	linker_and_opts/2 (pred).....	693
135	Foreign Language Interface Builder.....	695
135.1	Usage and interface (<code>build_foreign_interface</code>).....	695
135.2	Documentation on exports (<code>build_foreign_interface</code>)... ..	695
	build_foreign_interface/1 (pred).....	695
	rebuild_foreign_interface/1 (pred).....	695
	build_foreign_interface_explicit_decls/2 (pred).....	696
	rebuild_foreign_interface_explicit_decls/2 (pred).....	696
	build_foreign_interface_object/1 (pred).....	696
	rebuild_foreign_interface_object/1 (pred).....	697
	do_interface/1 (pred).....	697
136	Interactive Menus.....	699
136.1	Usage and interface (<code>menu_doc</code>).....	699
136.2	Documentation on multifiles (<code>menu_doc</code>).....	699
	menu_default/3 (pred).....	699
	menu_opt/6 (pred).....	699
	hook_menu_flag_values/3 (pred).....	699
	hook_menu_check_flag_value/3 (pred).....	699
	hook_menu_flag_help/3 (pred).....	699
	hook_menu_default_option/3 (pred).....	699

137	menu_generator (library)	701
137.1	Usage and interface (menu_generator).....	701
137.2	Documentation on exports (menu_generator)	701
	menu/1 (pred)	701
	menu/2 (pred)	701
	menu/3 (pred)	701
	menu/4 (pred)	702
	get_menu_flag/3 (pred)	702
	set_menu_flag/3 (pred).....	702
	space/1 (pred)	702
	get_menu_configs/1 (pred).....	702
	save_menu_config/1 (pred)	702
	remove_menu_config/1 (pred).....	703
	restore_menu_config/1 (pred).....	703
	show_menu_configs/0 (pred).....	703
	show_menu_config/1 (pred).....	703
	get_menu_options/2 (pred)	703
	get_menu_flags/1 (pred).....	703
	restore_menu_flags_list/1 (pred).....	704
	get_menu_flags/2 (pred)	704
	restore_menu_flags/2 (pred)	704
	generate_js_menu/1 (pred)	704
	eq/3 (pred)	707
	neq/3 (pred)	707
	uni_type/2 (pred)	707
	vmember/2 (pred)	707
	menu_flag_values/1 (regtype)	707
137.3	Documentation on multifiles (menu_generator).....	707
	\$!s_persistent/2 (pred)	707
	persistent_dir/2 (pred)	707
	persistent_dir/4 (pred)	707
	menu_default/3 (pred)	708
	menu_opt/6 (pred)	708
	hook_menu_flag_values/3 (pred).....	709
	hook_menu_check_flag_value/3 (pred).....	709
	hook_menu_flag_help/3 (pred)	709
	hook_menu_default_option/3 (pred)	710
137.4	Known bugs and planned improvements (menu_generator)	
	710
138	Interface to daVinci	711
138.1	Usage and interface (davinci)	711
138.2	Documentation on exports (davinci).....	711
	davinci/0 (pred).....	711
	topd/0 (pred)	711
	davinci_get/1 (pred)	711
	davinci_get_all/1 (pred)	711
	davinci_put/1 (pred).....	712
	davinci_quit/0 (pred)	712
	davinci_ugraph/1 (pred)	712
	davinci_lgraph/1 (pred)	712
	ugraph2term/2 (pred)	712
	formatting/2 (pred)	712
138.3	Documentation on internals (davinci).....	713
	davinci_command/1 (prop).....	713

	ugraph/1 (prop).....	713
	lgraph/1 (prop).....	713
139	The Tcl/Tk interface	715
139.1	Usage and interface (tcltk).....	718
139.2	Documentation on exports (tcltk).....	718
	tcl_new/1 (pred).....	718
	tcl_eval/3 (pred).....	718
	tcl_delete/1 (pred).....	719
	tcl_event/3 (pred).....	719
	tclInterpreter/1 (regtype).....	719
	tclCommand/1 (regtype).....	720
	tk_event_loop/1 (pred).....	720
	tk_main_loop/1 (pred).....	720
	tk_new/2 (pred).....	720
	tk_next_event/2 (pred).....	721
140	Low level interface library to Tcl/Tk	723
140.1	Usage and interface (tcltk_low_level).....	723
140.2	Documentation on exports (tcltk_low_level).....	723
	new_interp/1 (pred).....	723
	new_interp/2 (pred).....	723
	new_interp_file/2 (pred).....	724
	tcltk/2 (pred).....	724
	tcltk_raw_code/2 (pred).....	724
	receive_result/2 (pred).....	724
	send_term/2 (pred).....	725
	receive_event/2 (pred).....	725
	receive_list/2 (pred).....	725
	receive_confirm/2 (pred).....	726
	delete/1 (pred).....	726
140.3	Documentation on internals (tcltk_low_level).....	726
	core/1 (pred).....	726
141	The PiLLOW Web programming library ...	727
141.1	Installing PiLLOW	727
141.2	Usage and interface (pillow_doc).....	727
142	HTML/XML/CGI programming	729
142.1	Usage and interface (html).....	729
142.2	Documentation on exports (html).....	729
	output_html/1 (pred).....	729
	html2terms/2 (pred).....	729
	xml2terms/2 (pred).....	730
	html_template/3 (pred).....	730
	html_report_error/1 (pred).....	732
	get_form_input/1 (pred).....	732
	get_form_value/3 (pred).....	732
	form_empty_value/1 (pred).....	732
	form_default/3 (pred).....	733
	set_cookie/2 (pred).....	733
	get_cookies/1 (pred).....	733
	url_query/2 (pred).....	733
	url_query_amp/2 (pred).....	734

	url_query_values/2 (pred)	734
	my_url/1 (pred)	734
	url_info/2 (pred)	734
	url_info_relative/3 (pred)	735
	form_request_method/1 (pred)	736
	icon_address/2 (pred)	736
	html_protect/1 (pred)	736
	http_lines/3 (pred)	736
142.3	Documentation on multifiles (<code>html</code>)	737
	define_flag/3 (pred)	737
	html_expansion/2 (pred)	737
142.4	Other information (<code>html</code>)	737
143	HTTP connectivity	739
143.1	Usage and interface (<code>http</code>)	739
143.2	Documentation on exports (<code>http</code>)	739
	fetch_url/3 (pred)	739
144	PiLLoW types	741
144.1	Usage and interface (<code>pillow_types</code>)	741
144.2	Documentation on exports (<code>pillow_types</code>)	741
	canonic_html_term/1 (regtype)	741
	canonic_xml_term/1 (regtype)	742
	html_term/1 (regtype)	743
	form_dict/1 (regtype)	745
	form_assignment/1 (regtype)	745
	form_value/1 (regtype)	745
	value_dict/1 (regtype)	746
	url_term/1 (regtype)	746
	http_request_param/1 (regtype)	746
	http_response_param/1 (regtype)	746
	http_date/1 (regtype)	747
	weekday/1 (regtype)	747
	month/1 (regtype)	747
	hms_time/1 (regtype)	747
145	JSON encoder and decoder	749
145.1	Usage and interface (<code>json</code>)	749
145.2	Documentation on exports (<code>json</code>)	749
	json/1 (regtype)	749
	json_attrs/1 (regtype)	749
	json_attr/1 (regtype)	749
	json_val/1 (regtype)	750
	json_list/1 (regtype)	750
	json_to_string/2 (pred)	750
	string_to_json/2 (pred)	750
145.3	Known bugs and planned improvements (<code>json</code>)	751

146	Persistent predicate database	753
146.1	Introduction to persistent predicates	753
146.2	Persistent predicates, files, and relational databases	753
146.3	Using file-based persistent predicates	754
146.4	Implementation Issues	754
146.5	Defining an initial database	755
146.6	Using persistent predicates from the top level	755
146.7	Usage and interface (<code>persdbrt</code>)	756
146.8	Documentation on exports (<code>persdbrt</code>)	756
	<code>passerta_fact/1</code> (pred)	756
	<code>passertz_fact/1</code> (pred)	756
	<code>pretract_fact/1</code> (pred)	757
	<code>pretractall_fact/1</code> (pred)	757
	<code>asserta_fact/1</code> (pred)	757
	<code>assertz_fact/1</code> (pred)	757
	<code>retract_fact/1</code> (pred)	758
	<code>retractall_fact/1</code> (pred)	758
	<code>initialize_db/0</code> (pred)	758
	<code>make_persistent/2</code> (pred)	758
	<code>update_files/0</code> (pred)	758
	<code>update_files/1</code> (pred)	758
	<code>create/2</code> (pred)	759
	<code>meta_predname/1</code> (regtype)	759
	<code>directoryname/1</code> (regtype)	759
146.9	Documentation on multifiles (<code>persdbrt</code>)	759
	<code>\$is_persistent/2</code> (pred)	759
	<code>persistent_dir/2</code> (pred)	759
	<code>persistent_dir/4</code> (pred)	759
146.10	Documentation on internals (<code>persdbrt</code>)	760
	<code>persistent/2</code> (decl)	760
	<code>keyword/1</code> (pred)	760
146.11	Known bugs and planned improvements (<code>persdbrt</code>)	760
147	Using the <code>persdb</code> library	761
147.1	An example of persistent predicates (static version)	761
147.2	An example of persistent predicates (dynamic version)	761
147.3	A simple application / a persistent queue	762
148	Filed predicates	763
148.1	Usage and interface (<code>factsdb_doc</code>)	763
148.2	Documentation on multifiles (<code>factsdb_doc</code>)	763
	<code>\$factsdb\$cached_goal/3</code> (pred)	763
148.3	Known bugs and planned improvements (<code>factsdb_doc</code>)	763

149	Filed predicates (runtime)	765
149.1	Usage and interface (factsdb_rt)	765
149.2	Documentation on exports (factsdb_rt)	765
	asserta_fact/1 (pred)	765
	assertz_fact/1 (pred)	765
	call/1 (pred)	766
	current_fact/1 (pred)	766
	retract_fact/1 (pred)	766
149.3	Documentation on multifiles (factsdb_rt)	767
	\$factsdb\$cached_goal/3 (pred)	767
	persistent_dir/2 (pred)	767
	file_alias/2 (pred)	767
149.4	Documentation on internals (factsdb_rt)	767
	facts/2 (decl)	767
	keyword/1 (pred)	767
150	sqltypes (library)	769
150.1	Usage and interface (sqltypes)	769
150.2	Documentation on exports (sqltypes)	769
	sqltype/1 (regtype)	769
	accepted_type/2 (pred)	769
	get_type/2 (pred)	769
	type_compatible/2 (pred)	770
	type_union/3 (pred)	770
	sybasetype/1 (regtype)	770
	sybase2sqltypes_list/2 (pred)	771
	sybase2sqltype/2 (pred)	771
	postgres_type/1 (regtype)	771
	postgres2sqltypes_list/2 (pred)	771
	postgres2sqltype/2 (pred)	771
151	persdbtr_sql (library)	773
151.1	Usage and interface (persdbtr_sql)	773
151.2	Documentation on exports (persdbtr_sql)	773
	sql_persistent_tr/2 (pred)	773
	sql_goal_tr/2 (pred)	773
	dbId/2 (pred)	773
152	pl2sqlinsert (library)	775
152.1	Usage and interface (pl2sqlinsert)	775
152.2	Documentation on exports (pl2sqlinsert)	775
	pl2sqlInsert/2 (pred)	775
152.3	Documentation on multifiles (pl2sqlinsert)	775
	sql_relation/3 (pred)	775
	sql_attribute/4 (pred)	775
153	Prolog/Java Bidirectional Interface	777
153.1	Distributed Programming Model	777

154 Prolog to Java interface 779

154.1	Prolog to Java Interface Structure	779
154.1.1	Prolog side of the Java interface	779
154.1.2	Java side	779
154.2	Java event handling from Prolog	780
154.3	Java exception handling from Prolog	782
154.4	Usage and interface (<code>javart</code>)	782
154.5	Documentation on exports (<code>javart</code>)	782
	<code>java_start/0</code> (pred)	782
	<code>java_start/1</code> (pred)	782
	<code>java_start/2</code> (pred)	783
	<code>java_stop/0</code> (pred)	783
	<code>java_connect/2</code> (pred)	783
	<code>java_disconnect/0</code> (pred)	783
	<code>machine_name/1</code> (regtype)	783
	<code>java_constructor/1</code> (regtype)	784
	<code>java_object/1</code> (regtype)	784
	<code>java_event/1</code> (regtype)	784
	<code>prolog_goal/1</code> (regtype)	784
	<code>java_field/1</code> (regtype)	784
	<code>java_use_module/1</code> (pred)	784
	<code>java_create_object/2</code> (pred)	785
	<code>java_delete_object/1</code> (pred)	785
	<code>java_invoke_method/2</code> (pred)	785
	<code>java_method/1</code> (regtype)	785
	<code>java_get_value/2</code> (pred)	786
	<code>java_set_value/2</code> (pred)	786
	<code>java_add_listener/3</code> (pred)	786
	<code>java_remove_listener/3</code> (pred)	787

155 Java to Prolog interface 789

155.1	Usage and interface (<code>jtop1</code>)	789
155.2	Documentation on exports (<code>jtop1</code>)	789
	<code>prolog_server/0</code> (pred)	789
	<code>prolog_server/1</code> (pred)	790
	<code>prolog_server/2</code> (pred)	790
	<code>shell_s/0</code> (pred)	790
	<code>query_solutions/2</code> (pred)	790
	<code>query_requests/2</code> (pred)	790
	<code>running_queries/2</code> (pred)	791

156	Low-level Prolog to Java socket connection	793
156.1	Usage and interface (<code>javasock</code>)	793
156.2	Documentation on exports (<code>javasock</code>)	793
	<code>bind_socket_interface/1</code> (pred)	793
	<code>start_socket_interface/2</code> (pred)	793
	<code>stop_socket_interface/0</code> (pred)	794
	<code>join_socket_interface/0</code> (pred)	794
	<code>java_query/2</code> (pred)	794
	<code>java_response/2</code> (pred)	794
	<code>prolog_query/2</code> (pred)	794
	<code>prolog_response/2</code> (pred)	794
	<code>is_connected_to_java/0</code> (pred)	795
	<code>java_debug/1</code> (pred)	795
	<code>java_debug_redo/1</code> (pred)	795
	<code>start_threads/0</code> (pred)	795
157	Calling emacs from Prolog	797
157.1	Usage and interface (<code>emacs</code>)	798
157.2	Documentation on exports (<code>emacs</code>)	798
	<code>emacs_edit/1</code> (pred)	798
	<code>emacs_edit_nowait/1</code> (pred)	798
	<code>emacs_eval/1</code> (pred)	798
	<code>emacs_eval_nowait/1</code> (pred)	798
	<code>elisp_string/1</code> (regtype)	799
158	linda (library)	801
158.1	Usage and interface (<code>linda</code>)	801
158.2	Documentation on exports (<code>linda</code>)	801
	<code>linda_client/1</code> (pred)	801
	<code>close_client/0</code> (pred)	801
	<code>in/1</code> (pred)	801
	<code>in/2</code> (pred)	801
	<code>in_noblock/1</code> (pred)	801
	<code>out/1</code> (pred)	801
	<code>rd/1</code> (pred)	802
	<code>rd/2</code> (pred)	802
	<code>rd_noblock/1</code> (pred)	802
	<code>rd_findall/3</code> (pred)	802
	<code>linda_timeout/2</code> (pred)	802
	<code>halt_server/0</code> (pred)	802
	<code>open_client/2</code> (pred)	802
	<code>in_stream/2</code> (pred)	802
	<code>out_stream/2</code> (pred)	802
	PART IX - Abstract data types	803

159	Extendable arrays with logarithmic access time	805
.....		
159.1	Usage and interface (arrays)	805
159.2	Documentation on exports (arrays)	805
	new_array/1 (pred)	805
	is_array/1 (pred)	805
	aref/3 (pred)	805
	arefa/3 (pred)	805
	arefl/3 (pred)	806
	aset/4 (pred)	806
	array_to_list/2 (pred)	806
160	Association between key and value	807
160.1	Usage and interface (assoc)	807
160.2	Documentation on exports (assoc)	807
	empty_assoc/1 (pred)	807
	assoc_to_list/2 (pred)	807
	is_assoc/1 (pred)	808
	min_assoc/3 (pred)	808
	max_assoc/3 (pred)	808
	gen_assoc/3 (pred)	808
	get_assoc/3 (pred)	809
	get_assoc/5 (pred)	809
	get_next_assoc/4 (pred)	810
	get_prev_assoc/4 (pred)	810
	list_to_assoc/2 (pred)	810
	ord_list_to_assoc/2 (pred)	811
	map_assoc/2 (pred)	811
	map_assoc/3 (pred)	811
	map/3 (pred)	811
	foldl/4 (pred)	812
	put_assoc/4 (pred)	812
	put_assoc/5 (pred)	812
	add_assoc/4 (pred)	813
	update_assoc/5 (pred)	813
	del_assoc/4 (pred)	813
	del_min_assoc/4 (pred)	814
	del_max_assoc/4 (pred)	814
161	counters (library)	815
161.1	Usage and interface (counters)	815
161.2	Documentation on exports (counters)	815
	setcounter/2 (pred)	815
	getcounter/2 (pred)	815
	inccounter/2 (pred)	815

162	Identity lists	817
162.1	Usage and interface (<code>idlists</code>)	817
162.2	Documentation on exports (<code>idlists</code>)	817
	<code>member_0/2</code> (pred)	817
	<code>memberchk/2</code> (pred)	817
	<code>list_insert/2</code> (pred)	817
	<code>add_after/4</code> (pred)	817
	<code>add_before/4</code> (pred)	818
	<code>delete/3</code> (pred)	818
	<code>subtract/3</code> (pred)	818
	<code>union_idlists/3</code> (pred)	818
163	Lists of numbers	819
163.1	Usage and interface (<code>numlists</code>)	819
163.2	Documentation on exports (<code>numlists</code>)	819
	<code>get_primes/2</code> (pred)	819
	<code>intlist/1</code> (regtype)	819
	<code>numlist/1</code> (regtype)	819
	<code>sum_list/2</code> (pred)	819
	<code>sum_list/3</code> (pred)	820
	<code>sum_list_of_lists/2</code> (pred)	820
	<code>sum_list_of_lists/3</code> (pred)	820
164	Pattern (regular expression) matching	
	-deprecated version	821
164.1	Usage and interface (<code>patterns</code>)	821
164.2	Documentation on exports (<code>patterns</code>)	821
	<code>match_pattern/2</code> (pred)	821
	<code>match_pattern/3</code> (pred)	821
	<code>case_insensitive_match/2</code> (pred)	822
	<code>letter_match/2</code> (pred)	822
	<code>pattern/1</code> (regtype)	822
	<code>match_pattern-pred/2</code> (pred)	822
165	Graphs	823
165.1	Usage and interface (<code>graphs</code>)	823
165.2	Documentation on exports (<code>graphs</code>)	823
	<code>dgraph/1</code> (regtype)	823
	<code>dlgraph/1</code> (regtype)	823
	<code>dgraph_to_ugraph/2</code> (pred)	823
	<code>dlgraph_to_lgraph/2</code> (pred)	824
	<code>edges_to_ugraph/2</code> (pred)	824
	<code>edges_to_lgraph/2</code> (pred)	824
165.3	Documentation on internals (<code>graphs</code>)	825
	<code>pair/1</code> (regtype)	825
	<code>triple/1</code> (regtype)	825

166	Unweighted graph-processing utilities.....	827
166.1	Usage and interface (ugraphs)	827
166.2	Documentation on exports (ugraphs)	827
	vertices_edges_to_ugraph/3 (pred)	827
	neighbors/3 (pred)	827
	edges/2 (pred)	828
	del_edges/3 (pred)	828
	add_edges/3 (pred)	828
	vertices/2 (pred)	828
	del_vertices/3 (pred)	828
	add_vertices/3 (pred)	828
	transpose/2 (pred)	829
	rooted_subgraph/3 (pred)	829
	point_to/3 (pred)	829
	ugraph/1 (regtype)	829
167	wgraphs (library).....	831
167.1	Usage and interface (wgraphs)	831
167.2	Documentation on exports (wgraphs)	831
	vertices_edges_to_wgraph/3 (pred)	831
168	Labeled graph-processing utilities	833
168.1	Usage and interface (lgraphs)	833
168.2	Documentation on exports (lgraphs)	833
	lgraph/2 (regtype)	833
	vertices_edges_to_lgraph/3 (pred)	833
169	queues (library)	835
169.1	Usage and interface (queues)	835
169.2	Documentation on exports (queues)	835
	q_empty/1 (pred)	835
	q_insert/3 (pred)	835
	q_member/2 (pred)	835
	q_delete/3 (pred)	835
170	Random numbers	837
170.1	Usage and interface (random)	837
170.2	Documentation on exports (random)	837
	random/1 (pred)	837
	random/3 (pred)	837
	srandom/1 (pred)	838

171	Set Operations	839
171.1	Usage and interface (sets)	839
171.2	Documentation on exports (sets)	839
	insert/3 (pred)	839
	ord_delete/3 (pred)	839
	ord_member/2 (pred)	839
	ord_test_member/3 (pred)	840
	ord_subtract/3 (pred)	840
	ord_intersection/3 (pred)	840
	ord_intersection_diff/4 (pred)	840
	ord_intersect/2 (pred)	840
	ord_subset/2 (pred)	841
	ord_subset_diff/3 (pred)	841
	ord_union/3 (pred)	841
	ord_union_diff/4 (pred)	841
	ord_union_symdiff/4 (pred)	841
	ord_union_change/3 (pred)	842
	merge/3 (pred)	842
	ord_disjoint/2 (pred)	842
	setproduct/3 (pred)	842
172	Variable name dictionaries	843
172.1	Usage and interface (vndict)	843
172.2	Documentation on exports (vndict)	843
	null_dict/1 (regtype)	843
	create_dict/2 (pred)	843
	create_pretty_dict/2 (pred)	843
	complete_dict/3 (pred)	844
	complete_vars_dict/3 (pred)	844
	prune_dict/3 (pred)	844
	sort_dict/2 (pred)	844
	dict2varnamesl/2 (pred)	844
	varnamesl2dict/2 (pred)	845
	find_name/4 (pred)	845
	prettyvars/2 (pred)	845
	rename/2 (pred)	845
	varnamedict/1 (regtype)	845
	vars_names_dict/3 (pred)	845
PART X	- Contributed libraries	847

173	A Chart Library	849
173.1	Bar charts	849
173.2	Line graphs	851
173.3	Scatter graphs	851
173.4	Tables	852
173.5	Overview of widgets	853
173.6	Usage and interface (<code>chartlib</code>)	854
173.7	Documentation on exports (<code>chartlib</code>)	854
	barchart1/7 (udrexp)	854
	barchart1/9 (udrexp)	854
	percentbarchart1/7 (udrexp)	854
	barchart2/7 (udrexp)	854
	barchart2/11 (udrexp)	854
	percentbarchart2/7 (udrexp)	854
	barchart3/7 (udrexp)	854
	barchart3/9 (udrexp)	854
	percentbarchart3/7 (udrexp)	855
	barchart4/7 (udrexp)	855
	barchart4/11 (udrexp)	855
	percentbarchart4/7 (udrexp)	855
	multibarchart/8 (udrexp)	855
	multibarchart/10 (udrexp)	855
	tablewidget1/4 (udrexp)	855
	tablewidget1/5 (udrexp)	855
	tablewidget2/4 (udrexp)	855
	tablewidget2/5 (udrexp)	855
	tablewidget3/4 (udrexp)	855
	tablewidget3/5 (udrexp)	856
	tablewidget4/4 (udrexp)	856
	tablewidget4/5 (udrexp)	856
	graph_b1/9 (udrexp)	856
	graph_b1/13 (udrexp)	856
	graph_w1/9 (udrexp)	856
	graph_w1/13 (udrexp)	856
	scattergraph_b1/8 (udrexp)	856
	scattergraph_b1/12 (udrexp)	856
	scattergraph_w1/8 (udrexp)	856
	scattergraph_w1/12 (udrexp)	856
	graph_b2/9 (udrexp)	856
	graph_b2/13 (udrexp)	857
	graph_w2/9 (udrexp)	857
	graph_w2/13 (udrexp)	857
	scattergraph_b2/8 (udrexp)	857
	scattergraph_b2/12 (udrexp)	857
	scattergraph_w2/8 (udrexp)	857
	scattergraph_w2/12 (udrexp)	857
	chartlib_text_error_protect/1 (udrexp)	857
	chartlib_visual_error_protect/1 (udrexp)	857
173.8	Known bugs and planned improvements (<code>chartlib</code>)	857

174	Low level Interface between Prolog and blt	859
174.1	Usage and interface (<code>bltclass</code>)	859
174.2	Documentation on exports (<code>bltclass</code>)	859
	<code>new_interp/1</code> (pred)	859
	<code>tcltk_raw_code/2</code> (pred)	859
	<code>bltwish_interp/1</code> (regtype)	860
	<code>interp_file/2</code> (pred)	860
175	Error Handler for Chartlib	861
175.1	Usage and interface (<code>chartlib_errhandle</code>)	861
175.2	Documentation on exports (<code>chartlib_errhandle</code>)	861
	<code>chartlib_text_error_protect/1</code> (pred)	861
	<code>chartlib_visual_error_protect/1</code> (pred)	861
175.3	Documentation on internals (<code>chartlib_errhandle</code>)	862
	<code>handler_type/1</code> (regtype)	862
	<code>error_message/2</code> (pred)	862
	<code>error_file/2</code> (pred)	862
176	Color and Pattern Library	863
176.1	Usage and interface (<code>color_pattern</code>)	863
176.2	Documentation on exports (<code>color_pattern</code>)	863
	<code>color/1</code> (regtype)	863
	<code>color/2</code> (pred)	864
	<code>pattern/1</code> (regtype)	865
	<code>pattern/2</code> (pred)	865
	<code>random_color/1</code> (pred)	865
	<code>random_lightcolor/1</code> (pred)	865
	<code>random_darkcolor/1</code> (pred)	866
	<code>random_pattern/1</code> (pred)	866
177	Barchart widgets - 1	867
177.1	Usage and interface (<code>genbar1</code>)	867
177.2	Documentation on exports (<code>genbar1</code>)	867
	<code>barchart1/7</code> (pred)	867
	<code>barchart1/9</code> (pred)	868
	<code>percentbarchart1/7</code> (pred)	869
	<code>yelement/1</code> (regtype)	869
	<code>axis_limit/1</code> (regtype)	870
	<code>header/1</code> (regtype)	871
	<code>title/1</code> (regtype)	871
	<code>footer/1</code> (regtype)	871
177.3	Documentation on internals (<code>genbar1</code>)	871
	<code>xbarelement1/1</code> (regtype)	871
177.4	Known bugs and planned improvements (<code>genbar1</code>)	872
178	Barchart widgets - 2	873
178.1	Usage and interface (<code>genbar2</code>)	873
178.2	Documentation on exports (<code>genbar2</code>)	873
	<code>barchart2/7</code> (pred)	873
	<code>barchart2/11</code> (pred)	874
	<code>percentbarchart2/7</code> (pred)	875
	<code>xbarelement2/1</code> (regtype)	875

179	Depict bargart widgets - 3	877
179.1	Usage and interface (<code>genbar3</code>)	877
179.2	Documentation on exports (<code>genbar3</code>)	877
	<code>barchart3/7</code> (pred)	877
	<code>barchart3/9</code> (pred)	878
	<code>percentbarchart3/7</code> (pred)	878
179.3	Documentation on internals (<code>genbar3</code>)	879
	<code>xbarelement3/1</code> (regtype)	879
180	Depict bargart widgets - 4	881
180.1	Usage and interface (<code>genbar4</code>)	881
180.2	Documentation on exports (<code>genbar4</code>)	881
	<code>barchart4/7</code> (pred)	881
	<code>barchart4/11</code> (pred)	882
	<code>percentbarchart4/7</code> (pred)	882
180.3	Documentation on internals (<code>genbar4</code>)	883
	<code>xbarelement4/1</code> (regtype)	883
181	Depic line graph	885
181.1	Usage and interface (<code>gengraph1</code>)	886
181.2	Documentation on exports (<code>gengraph1</code>)	886
	<code>graph_b1/9</code> (pred)	886
	<code>graph_b1/13</code> (pred)	887
	<code>graph_w1/9</code> (pred)	887
	<code>graph_w1/13</code> (pred)	888
	<code>scattergraph_b1/8</code> (pred)	889
	<code>scattergraph_b1/12</code> (pred)	889
	<code>scattergraph_w1/8</code> (pred)	890
	<code>scattergraph_w1/12</code> (pred)	891
	<code>vector/1</code> (regtype)	892
	<code>smooth/1</code> (regtype)	892
	<code>attributes/1</code> (regtype)	892
	<code>symbol/1</code> (regtype)	893
	<code>size/1</code> (regtype)	893
182	Line graph widgets	895
182.1	Usage and interface (<code>gengraph2</code>)	895
182.2	Documentation on exports (<code>gengraph2</code>)	896
	<code>graph_b2/9</code> (pred)	896
	<code>graph_b2/13</code> (pred)	896
	<code>graph_w2/9</code> (pred)	897
	<code>graph_w2/13</code> (pred)	898
	<code>scattergraph_b2/8</code> (pred)	898
	<code>scattergraph_b2/12</code> (pred)	899
	<code>scattergraph_w2/8</code> (pred)	900
	<code>scattergraph_w2/12</code> (pred)	900

183	Multi barchart widgets	903
183.1	Usage and interface (<code>genmultibar</code>)	903
183.2	Documentation on exports (<code>genmultibar</code>)	904
	<code>multibarchart/8</code> (pred)	904
	<code>multibarchart/10</code> (pred)	904
183.3	Documentation on internals (<code>genmultibar</code>)	905
	<code>multibar_attribute/1</code> (regtype)	905
	<code>xelement/1</code> (regtype)	906
184	<code>table_widget1</code> (library)	907
184.1	Usage and interface (<code>table_widget1</code>)	907
184.2	Documentation on exports (<code>table_widget1</code>)	907
	<code>tablewidget1/4</code> (pred)	907
	<code>tablewidget1/5</code> (pred)	907
	<code>table/1</code> (regtype)	908
	<code>image/1</code> (regtype)	908
184.3	Documentation on internals (<code>table_widget1</code>)	908
	<code>row/1</code> (regtype)	908
	<code>row/1</code> (regtype)	909
	<code>cell_value/1</code> (regtype)	909
185	<code>table_widget2</code> (library)	911
185.1	Usage and interface (<code>table_widget2</code>)	911
185.2	Documentation on exports (<code>table_widget2</code>)	911
	<code>tablewidget2/4</code> (pred)	911
	<code>tablewidget2/5</code> (pred)	911
186	<code>table_widget3</code> (library)	913
186.1	Usage and interface (<code>table_widget3</code>)	913
186.2	Documentation on exports (<code>table_widget3</code>)	913
	<code>tablewidget3/4</code> (pred)	913
	<code>tablewidget3/5</code> (pred)	913
187	<code>table_widget4</code> (library)	915
187.1	Usage and interface (<code>table_widget4</code>)	915
187.2	Documentation on exports (<code>table_widget4</code>)	915
	<code>tablewidget4/4</code> (pred)	915
	<code>tablewidget4/5</code> (pred)	916
188	<code>test_format</code> (library)	917
188.1	Usage and interface (<code>test_format</code>)	917
188.2	Documentation on exports (<code>test_format</code>)	917
	<code>equalnumber/3</code> (pred)	917
	<code>not_empty/4</code> (pred)	917
	<code>not_empty/3</code> (pred)	918
	<code>check_sublist/4</code> (pred)	918
	<code>valid_format/4</code> (pred)	918
	<code>vectors_format/4</code> (pred)	918
	<code>valid_vectors/4</code> (pred)	919
	<code>valid_attributes/2</code> (pred)	919
	<code>valid_table/2</code> (pred)	919

189 Doubly linked lists 921

189.1	Usage and interface (<code>ddlist</code>)	921
189.2	Documentation on exports (<code>ddlist</code>)	921
	<code>null_ddlist/1</code> (pred)	921
	<code>create_from_list/2</code> (pred)	921
	<code>to_list/2</code> (pred)	922
	<code>next/2</code> (pred)	922
	<code>prev/2</code> (pred)	922
	<code>insert/3</code> (pred)	922
	<code>insert_top/3</code> (pred)	922
	<code>insert_after/3</code> (pred)	923
	<code>insert_begin/3</code> (pred)	923
	<code>insert_end/3</code> (pred)	923
	<code>delete/2</code> (pred)	923
	<code>delete_top/2</code> (pred)	923
	<code>delete_after/2</code> (pred)	924
	<code>remove_all_elements/3</code> (pred)	924
	<code>top/2</code> (pred)	924
	<code>rewind/2</code> (pred)	924
	<code>forward/2</code> (pred)	924
	<code>length/2</code> (pred)	925
	<code>length_next/2</code> (pred)	925
	<code>length_prev/2</code> (pred)	925
	<code>ddlist/1</code> (regtype)	925
	<code>ddlist_member/2</code> (pred)	925
189.3	Other information (<code>ddlist</code>)	926
	189.3.1 Using <code>insert_after</code>	926
	189.3.2 More Complex example	926

190 Ciao bindings for ZeroMQ messaging library 929

190.1	Usage and interface (<code>zeromq</code>)	929
190.2	Documentation on exports (<code>zeromq</code>)	929
	<code>zmq_init/0</code> (pred)	929
	<code>zmq_term/0</code> (pred)	929
	<code>zmq_socket/2</code> (pred)	929
	<code>zmq_close/1</code> (pred)	930
	<code>zmq_bind/2</code> (pred)	930
	<code>zmq_connect/2</code> (pred)	931
	<code>zmq_subscribe/3</code> (pred)	931
	<code>zmq_unsubscribe/3</code> (pred)	932
	<code>zmq_send/4</code> (pred)	932
	<code>zmq_recv/5</code> (pred)	933
	<code>zmq_multipart_pending/2</code> (pred)	933
	<code>zmq_poll/3</code> (pred)	934
	<code>zmq_device/3</code> (pred)	934
	<code>zmq_error_check/1</code> (pred)	935
	<code>zmq_errors/1</code> (pred)	935
	<code>zmq_send_multipart/3</code> (pred)	936
	<code>zmq_recv_multipart/4</code> (pred)	936
	<code>zmq_send_terms/3</code> (pred)	936
	<code>zmq_recv_terms/4</code> (pred)	937
	<code>demo_responder/0</code> (pred)	937
	<code>demo_requester/1</code> (pred)	937
	<code>demo_requester/2</code> (pred)	937

Ciao DHT Implementation	939
191 Top-level user interface to DHT	941
191.1 Usage and interface (<code>dht_client</code>)	941
191.2 Documentation on exports (<code>dht_client</code>)	941
<code>dht_connect/2</code> (pred)	941
<code>dht_connect/3</code> (pred)	941
<code>dht_disconnect/1</code> (pred)	942
<code>dht_consult_b/4</code> (pred)	942
<code>dht_consult_nb/4</code> (pred)	942
<code>dht_extract_b/4</code> (pred)	943
<code>dht_extract_nb/4</code> (pred)	943
<code>dht_store/4</code> (pred)	944
<code>dht_hash/3</code> (pred)	944
192 Top-level interface to a DHT server	947
192.1 Usage and interface (<code>dht_server</code>)	947
192.2 Documentation on exports (<code>dht_server</code>)	947
<code>dht_server/1</code> (pred)	947
<code>dht_prolog/1</code> (pred)	947
193 Server to client communication module	949
193.1 Usage and interface (<code>dht_s2c</code>)	949
193.2 Documentation on exports (<code>dht_s2c</code>)	949
<code>dht_s2c_main/0</code> (pred)	949
194 Server to server communication module ...	951
194.1 Usage and interface (<code>dht_s2s</code>)	951
194.2 Documentation on exports (<code>dht_s2s</code>)	951
<code>dht_s2s_main/0</code> (pred)	951
195 DHT-related logics	953
195.1 Usage and interface (<code>dht_logic</code>)	953
195.2 Documentation on exports (<code>dht_logic</code>)	953
<code>dht_init/1</code> (pred)	953
<code>dht_finger/2</code> (pred)	953
<code>dht_successor/1</code> (pred)	954
<code>dht_check_predecessor/1</code> (pred)	954
<code>dht_closest_preceding_finger/2</code> (pred)	955
<code>dht_find_predecessor/2</code> (pred)	955
<code>dht_find_successor/2</code> (pred)	956
<code>dht_join/1</code> (pred)	956
<code>dht_notify/1</code> (pred)	956
<code>dht_stabilize/0</code> (pred)	957
<code>dht_fix_fingers/0</code> (pred)	957
<code>dht_id_by_node/2</code> (pred)	958
<code>dht_find_and_consult_b/2</code> (pred)	958
<code>dht_consult_server_b/3</code> (pred)	958
<code>dht_find_and_consult_nb/2</code> (pred)	959
<code>dht_consult_server_nb/3</code> (pred)	960
<code>dht_find_and_extract_b/2</code> (pred)	960
<code>dht_extract_from_server_b/3</code> (pred)	961
<code>dht_find_and_extract_nb/2</code> (pred)	962

	dht_extract_from_server_nb/3 (pred)	962
	dht_find_and_store/2 (pred)	963
	dht_store_to_server/4 (pred)	963
196	Finger table and routing information	965
196.1	Usage and interface (dht_routing)	965
196.2	Documentation on exports (dht_routing)	965
	dht_finger_table/2 (pred)	965
	dht_finger_start/2 (pred)	966
	dht_update_finger/2 (pred)	967
	dht_set_finger/4 (pred)	967
	dht_predecessor/1 (pred)	968
	dht_set_predecessor/1 (pred)	968
	dht_reset_predecessor/0 (pred)	968
197	Various wrappers for DHT logics module ..	969
197.1	Usage and interface (dht_logic_misc)	969
197.2	Documentation on exports (dht_logic_misc)	969
	hash_size/1 (pred)	969
	highest_hash_number/1 (pred)	969
	consistent_hash/2 (pred)	970
	next_on_circle/2 (pred)	970
	not_in_circle_oc/3 (pred)	970
	in_circle_oo/3 (pred)	971
	in_circle_oc/3 (pred)	971
198	Remote predicate calling utilities	973
198.1	Usage and interface (dht_rpr)	973
198.2	Documentation on exports (dht_rpr)	973
	dht_rpr_register_node/1 (pred)	973
	dht_rpr_register_node/2 (pred)	973
	dht_rpr_node_by_id/2 (pred)	974
	dht_rpr_id_by_node/2 (pred)	975
	dht_rpr_node_id/1 (regtype)	975
	dht_rpr_compose_id/3 (pred)	976
	dht_rpr_clear_by_node/1 (pred)	976
	dht_rpr_node/1 (pred)	977
	dht_rpr_call/2 (pred)	977
	dht_rpr_call/3 (pred)	980
	node_id/2 (pred)	981
199	Underlying data-storage module	983
199.1	Usage and interface (dht_storage)	983
199.2	Documentation on exports (dht_storage)	983
	dht_store/3 (pred)	983
	dht_extract_b/2 (pred)	983
	dht_extract_nb/2 (pred)	984
	dht_consult_b/2 (pred)	984
	dht_consult_nb/2 (pred)	985
	dht_key_hash/2 (pred)	985

200	Configuration module.....	987
200.1	Usage and interface (<code>dht_config</code>).....	987
200.2	Documentation on exports (<code>dht_config</code>).....	987
	<code>hash_power/1</code> (pred).....	987
	<code>dht_set_hash_power/1</code> (pred).....	987
	<code>dht_s2c_port/1</code> (pred).....	988
	<code>dht_set_s2c_port/1</code> (pred).....	988
	<code>dht_s2c_threads/1</code> (pred).....	988
	<code>dht_set_s2c_threads/1</code> (pred).....	988
	<code>dht_s2s_port/1</code> (pred).....	988
	<code>dht_set_s2s_port/1</code> (pred).....	988
	<code>dht_s2s_threads/1</code> (pred).....	988
	<code>dht_set_s2s_threads/1</code> (pred).....	988
	<code>dht_join_host/1</code> (pred).....	988
	<code>dht_set_join_host/1</code> (pred).....	989
	<code>dht_server_id/1</code> (pred).....	989
	<code>dht_set_server_id/1</code> (pred).....	989
	<code>dht_server_host/1</code> (pred).....	989
	<code>dht_set_server_host/1</code> (pred).....	989
201	Tiny module with miscellaneous functions..	991
201.1	Usage and interface (<code>dht_misc</code>).....	991
201.2	Documentation on exports (<code>dht_misc</code>).....	991
	<code>write_pr/2</code> (pred).....	991
	<code>read_pr/2</code> (pred).....	991
202	Constraint programming over finite domains	
	993
202.1	Completeness Considerations.....	993
202.2	Meta-Constraints.....	993
202.3	Example.....	994
202.4	Usage and interface (<code>clpfd_doc</code>).....	996
202.5	Known bugs and planned improvements (<code>clpfd_doc</code>).....	996
203	Finite domain solver runtime.....	997
203.1	Usage and interface (<code>clpfd_rt</code>).....	997
203.2	Documentation on exports (<code>clpfd_rt</code>).....	997
	<code>in/2</code> (pred).....	997
	<code>fdvar/1</code> (regtype).....	997
	<code>fd_range_expr/1</code> (regtype).....	998
	<code>fd_expr/1</code> (regtype).....	998
	<code>#= /2</code> (pred).....	998
	<code>#\= /2</code> (pred).....	998
	<code>#< /2</code> (pred).....	999
	<code>#=< /2</code> (pred).....	999
	<code>#> /2</code> (pred).....	999
	<code>#>= /2</code> (pred).....	999
	<code>domain/3</code> (pred).....	999
	<code>in/2</code> (pred).....	1000
	<code>all_different/1</code> (pred).....	1000
	<code>labeling/2</code> (pred).....	1000
	<code>indomain/1</code> (pred).....	1000
	<code>label/1</code> (pred).....	1000
	<code>labeling/2</code> (pred).....	1001

	minimize/2 (pred)	1001
	minimize/2 (pred)	1001
	wrapper/2 (pred)	1001
203.3	Documentation on multifiles (clpfd_rt)	1001
	attr_rt:unify_hook/3 (pred)	1001
	attr_rt:attribute_goals/4 (pred)	1001
204	Constraint programming over finite domains	
	1003
204.1	Usage and interface (fd_doc)	1004
204.2	Documentation on exports (fd_doc)	1004
	fd_item/1 (regtype)	1004
	fd_range/1 (regtype)	1004
	fd_subrange/1 (regtype)	1005
	fd_store/1 (regtype)	1005
	fd_store_entity/1 (regtype)	1005
	labeling/1 (pred)	1005
	pitm/2 (pred)	1005
	choose_var/3 (pred)	1005
	choose_free_var/2 (pred)	1006
	choose_var_nd/2 (pred)	1006
	choose_value/2 (pred)	1006
	retrieve_range/2 (pred)	1007
	retrieve_store/2 (pred)	1007
	glb/2 (pred)	1007
	lub/2 (pred)	1007
	bounds/3 (pred)	1008
	retrieve_list_of_values/2 (pred)	1008
205	Dot generator	1009
205.1	Usage and interface (gendot)	1009
205.2	Documentation on exports (gendot)	1009
	gendot/3 (pred)	1009
206	Printing graphs using gnuplot as auxiliary tool	
	1011
206.1	Usage and interface (gnuplot)	1011
206.2	Documentation on exports (gnuplot)	1011
	get_general_options/1 (pred)	1011
	set_general_options/1 (pred)	1011
	generate_plot/2 (pred)	1012
	generate_plot/3 (pred)	1012
207	Lazy evaluation	1015
207.1	Usage and interface (lazy_doc)	1017
207.2	Other information (lazy_doc)	1017
208	Programming MYCIN rules	1019
208.1	Usage and interface (mycin_doc)	1019
208.2	Documentation on new declarations (mycin_doc)	1019
	export/1 (decl)	1019
208.3	Known bugs and planned improvements (mycin_doc)	1020

209	The Ciao Profiler	1021
209.1	Usage and interface (<code>profiler_doc</code>)	1021
210	ProVRML - a Prolog interface for VRML	1023
210.1	Usage and interface (<code>provrml</code>)	1023
210.2	Documentation on exports (<code>provrml</code>)	1023
	<code>vrml_web_to_terms/2</code> (pred)	1023
	<code>vrml_file_to_terms/2</code> (pred)	1024
	<code>vrml_web_to_terms_file/2</code> (pred)	1024
	<code>vrml_file_to_terms_file/2</code> (pred)	1024
	<code>terms_file_to_vrml/2</code> (pred)	1024
	<code>terms_file_to_vrml_file/2</code> (pred)	1025
	<code>terms_to_vrml_file/2</code> (pred)	1025
	<code>terms_to_vrml/2</code> (pred)	1025
	<code>vrml_to_terms/2</code> (pred)	1025
	<code>vrml_in_out/2</code> (pred)	1025
	<code>vrml_http_access/2</code> (pred)	1026
210.3	Documentation on internals (<code>provrml</code>)	1026
	<code>read_page/2</code> (pred)	1026
211	boundary (library)	1027
211.1	Usage and interface (<code>boundary</code>)	1027
211.2	Documentation on exports (<code>boundary</code>)	1027
	<code>boundary_check/3</code> (pred)	1027
	<code>boundary_rotation_first/2</code> (pred)	1027
	<code>boundary_rotation_last/2</code> (pred)	1028
	<code>reserved_words/1</code> (pred)	1028
	<code>children_nodes/1</code> (pred)	1028
212	dictionary (library)	1029
212.1	Usage and interface (<code>dictionary</code>)	1029
212.2	Documentation on exports (<code>dictionary</code>)	1029
	<code>dictionary/6</code> (pred)	1029
213	dictionary_tree (library)	1031
213.1	Usage and interface (<code>dictionary_tree</code>)	1031
213.2	Documentation on exports (<code>dictionary_tree</code>)	1031
	<code>create_dictionaries/1</code> (pred)	1031
	<code>is_dictionaries/1</code> (pred)	1031
	<code>get_definition_dictionary/2</code> (pred)	1031
	<code>get_prototype_dictionary/2</code> (pred)	1032
	<code>dictionary_insert/5</code> (pred)	1032
	<code>dictionary_lookup/5</code> (pred)	1032
	<code>merge_tree/2</code> (pred)	1033
214	provrmlerror (library)	1035
214.1	Usage and interface (<code>provrmlerror</code>)	1035
214.2	Documentation on exports (<code>provrmlerror</code>)	1035
	<code>error_vrml/1</code> (pred)	1035
	<code>output_error/1</code> (pred)	1035

215	field_type (library)	1037
215.1	Usage and interface (<code>field_type</code>).....	1037
215.2	Documentation on exports (<code>field_type</code>).....	1037
	<code>fieldType/1</code> (pred)	1037
216	field_value (library)	1039
216.1	Usage and interface (<code>field_value</code>).....	1039
216.2	Documentation on exports (<code>field_value</code>).....	1039
	<code>fieldValue/6</code> (pred)	1039
	<code>mfstringValue/5</code> (pred)	1039
	<code>parse/1</code> (prop)	1040
217	field_value_check (library)	1041
217.1	Usage and interface (<code>field_value_check</code>).....	1041
217.2	Documentation on exports (<code>field_value_check</code>).....	1041
	<code>fieldValue_check/8</code> (pred)	1041
	<code>mfstringValue/7</code> (pred)	1042
218	generator (library)	1043
218.1	Usage and interface (<code>generator</code>).....	1043
218.2	Documentation on exports (<code>generator</code>).....	1043
	<code>generator/2</code> (pred)	1043
	<code>nodeDeclaration/4</code> (pred)	1043
219	generator_util (library)	1045
219.1	Usage and interface (<code>generator_util</code>).....	1045
219.2	Documentation on exports (<code>generator_util</code>).....	1045
	<code>reading/4</code> (pred)	1045
	<code>reading/5</code> (pred)	1047
	<code>reading/6</code> (pred)	1050
	<code>open_node/6</code> (pred)	1051
	<code>close_node/5</code> (pred).....	1051
	<code>close_nodeGut/4</code> (pred)	1051
	<code>open_PROTO/4</code> (pred)	1052
	<code>close_PROTO/6</code> (pred)	1052
	<code>open_EXTERNPROTO/5</code> (pred)	1052
	<code>close_EXTERNPROTO/6</code> (pred)	1053
	<code>open_DEF/5</code> (pred)	1053
	<code>close_DEF/5</code> (pred).....	1053
	<code>open_Script/5</code> (pred)	1054
	<code>close_Script/5</code> (pred)	1054
	<code>decompose_field/3</code> (pred)	1054
	<code>indentation_list/2</code> (pred)	1054
	<code>start_vrmlScene/4</code> (pred)	1055
	<code>remove_comments/4</code> (pred).....	1055
219.3	Known bugs and planned improvements (<code>generator_util</code>)	1055

220	internal_types (library)	1057
220.1	Usage and interface (<code>internal_types</code>).....	1057
220.2	Documentation on exports (<code>internal_types</code>)	1057
	<code>bound/1</code> (regtype)	1057
	<code>bound_double/1</code> (regtype).....	1057
	<code>dictionary/1</code> (regtype)	1057
	<code>environment/1</code> (regtype).....	1058
	<code>parse/1</code> (regtype)	1058
	<code>tree/1</code> (regtype).....	1058
	<code>whitespace/1</code> (regtype)	1058
221	provrml_io (library)	1061
221.1	Usage and interface (<code>provrml_io</code>).....	1061
221.2	Documentation on exports (<code>provrml_io</code>).....	1061
	<code>out/1</code> (pred).....	1061
	<code>out/3</code> (pred).....	1061
	<code>convert_atoms_to_string/2</code> (pred)	1061
	<code>read_terms_file/2</code> (pred).....	1062
	<code>write_terms_file/2</code> (pred)	1062
	<code>read_vrml_file/2</code> (pred).....	1062
	<code>write_vrml_file/2</code> (pred)	1062
222	lookup (library)	1065
222.1	Usage and interface (<code>lookup</code>)	1065
222.2	Documentation on exports (<code>lookup</code>).....	1065
	<code>create_proto_element/3</code> (pred)	1065
	<code>get_prototype_interface/2</code> (pred)	1065
	<code>get_prototype_definition/2</code> (pred)	1066
	<code>lookup_check_node/4</code> (pred).....	1066
	<code>lookup_check_field/6</code> (pred)	1066
	<code>lookup_check_interface_fieldValue/8</code> (pred)	1067
	<code>lookup_field/4</code> (pred)	1067
	<code>lookup_route/5</code> (pred)	1068
	<code>lookup_fieldTypeId/1</code> (pred).....	1068
	<code>lookup_get_fieldType/4</code> (pred).....	1068
	<code>lookup_field_access/4</code> (pred).....	1068
	<code>lookup_set_def/3</code> (pred)	1069
	<code>lookup_set_prototype/4</code> (pred).....	1069
	<code>lookup_set_extern_prototype/4</code> (pred)	1070
223	provrml_parser (library)	1071
223.1	Usage and interface (<code>provrml_parser</code>).....	1071
223.2	Documentation on exports (<code>provrml_parser</code>)	1071
	<code>parser/2</code> (pred)	1071
	<code>nodeDeclaration/4</code> (pred)	1071
	<code>field_Id/1</code> (prop)	1072

224	parser_util (library)	1073
224.1	Usage and interface (<code>parser_util</code>)	1073
224.2	Documentation on exports (<code>parser_util</code>)	1073
	<code>at_least_one/4</code> (pred)	1073
	<code>at_least_one/5</code> (pred)	1074
	<code>fillout/4</code> (pred)	1074
	<code>fillout/5</code> (pred)	1074
	<code>create_node/3</code> (pred)	1074
	<code>create_field/3</code> (pred)	1075
	<code>create_field/4</code> (pred)	1075
	<code>create_field/5</code> (pred)	1075
	<code>create_directed_field/5</code> (pred)	1076
	<code>correct_commenting/4</code> (pred)	1076
	<code>create_parse_structure/1</code> (pred)	1077
	<code>create_parse_structure/2</code> (pred)	1077
	<code>create_parse_structure/3</code> (pred)	1077
	<code>create_environment/4</code> (pred)	1078
	<code>insert_comments_in_beginning/3</code> (pred)	1078
	<code>get_environment_name/2</code> (pred)	1078
	<code>get_environment_type/2</code> (pred)	1079
	<code>get_row_number/2</code> (pred)	1079
	<code>add_environment_whitespace/3</code> (pred)	1079
	<code>get_indentation/2</code> (pred)	1080
	<code>inc_indentation/2</code> (pred)	1080
	<code>dec_indentation/2</code> (pred)	1080
	<code>add_indentation/3</code> (pred)	1080
	<code>reduce_indentation/3</code> (pred)	1080
	<code>push_whitespace/3</code> (pred)	1081
	<code>push_dictionaries/3</code> (pred)	1081
	<code>get_parsed/2</code> (pred)	1081
	<code>get_environment/2</code> (pred)	1082
	<code>inside_proto/1</code> (pred)	1082
	<code>get_dictionaries/2</code> (pred)	1082
	<code>strip_from_list/2</code> (pred)	1082
	<code>strip_from_term/2</code> (pred)	1083
	<code>strip_clean/2</code> (pred)	1083
	<code>strip_exposed/2</code> (pred)	1083
	<code>strip_restricted/2</code> (pred)	1083
	<code>strip_interface/2</code> (pred)	1083
	<code>set_parsed/3</code> (pred)	1083
	<code>set_environment/3</code> (pred)	1084
	<code>insert_parsed/3</code> (pred)	1084
	<code>reverse_parsed/2</code> (pred)	1084
	<code>stop_parse/2</code> (pred)	1085
	<code>look_first_parsed/2</code> (pred)	1085
	<code>get_first_parsed/3</code> (pred)	1085
	<code>remove_code/3</code> (pred)	1085
	<code>look_ahead/3</code> (pred)	1086
225	possible (library)	1087
225.1	Usage and interface (<code>possible</code>)	1087
225.2	Documentation on exports (<code>possible</code>)	1087
	<code>continue/3</code> (pred)	1087

226	tokeniser (library)	1089
226.1	Usage and interface (tokeniser)	1089
226.2	Documentation on exports (tokeniser)	1089
	tokeniser/2 (pred)	1089
	token_read/3 (pred)	1089
227	Pattern (regular expression) matching	1093
227.1	Usage and interface (regexp_doc)	1093
227.2	Documentation on internals (regexp_doc)	1093
	match_shell/3 (pred)	1093
	match_shell/2 (pred)	1094
	match_posix/2 (pred)	1094
	match_posix/4 (pred)	1094
	match_posix_rest/3 (pred)	1094
	match_posix_matches/3 (pred)	1094
	match_struct/4 (pred)	1095
	match_pred/2 (pred)	1095
	replace_first/4 (pred)	1095
	replace_all/4 (pred)	1095
228	regexp_code (library)	1097
228.1	Usage and interface (regexp_code)	1097
228.2	Documentation on exports (regexp_code)	1097
	match_shell/3 (pred)	1097
	match_shell/2 (pred)	1097
	match_posix/2 (pred)	1097
	match_posix/4 (pred)	1098
	match_posix_rest/3 (pred)	1098
	match_posix_matches/3 (pred)	1098
	match_struct/4 (pred)	1098
	match_pred/2 (pred)	1099
	replace_first/4 (pred)	1099
	replace_all/4 (pred)	1099
	shell_regexp/1 (regtype)	1099
	posix_regexp/1 (regtype)	1099
	struct_regexp/1 (regtype)	1099
228.3	Documentation on multifiles (regexp_code)	1100
	define_flag/3 (pred)	1100
229	Automatic tester	1101
229.1	Usage and interface (tester)	1101
229.2	Documentation on exports (tester)	1101
	run_tester/10 (pred)	1101
229.3	Other information (tester)	1102
	229.3.1 Understanding run_test predicate	1102
	229.3.2 More complex example	1103

230	Measuring features from predicates (time cost or memory used)	1107
230.1	Usage and interface (<code>time_analyzer</code>)	1107
230.2	Documentation on exports (<code>time_analyzer</code>)	1107
	<code>performance/3</code> (pred)	1107
	<code>benchmark/6</code> (pred)	1108
	<code>compare_benchmark/7</code> (pred)	1108
	<code>generate_benchmark_list/7</code> (pred)	1109
	<code>benchmark2/6</code> (pred)	1109
	<code>compare_benchmark2/7</code> (pred)	1109
	<code>generate_benchmark_list2/7</code> (pred)	1110
	<code>sub_times/3</code> (pred)	1110
	<code>div_times/2</code> (pred)	1110
	<code>cost/3</code> (pred)	1110
	<code>generate_plot/3</code> (udreexp)	1111
	<code>generate_plot/2</code> (udreexp)	1111
	<code>set_general_options/1</code> (udreexp)	1111
	<code>get_general_options/1</code> (udreexp)	1111
231	XDR handle library	1113
231.1	Usage and interface (<code>xdr_handle</code>)	1113
231.2	Documentation on exports (<code>xdr_handle</code>)	1113
	<code>xdr_tree/3</code> (pred)	1113
	<code>xdr_tree/1</code> (pred)	1114
	<code>xdr_node/1</code> (regtype)	1114
	<code>xdr2html/4</code> (pred)	1114
	<code>xdr2html/2</code> (pred)	1114
	<code>unfold_tree/2</code> (pred)	1114
	<code>unfold_tree_dic/3</code> (pred)	1115
	<code>xdr_xpath/2</code> (pred)	1115
232	XML query library	1117
232.1	Usage and interface (<code>xml_path_doc</code>)	1118
232.2	Documentation on exports (<code>xml_path_doc</code>)	1118
	<code>xml_search/3</code> (pred)	1118
	<code>xml_parse/3</code> (pred)	1118
	<code>xml_parse_match/3</code> (pred)	1119
	<code>xml_search_match/3</code> (pred)	1119
	<code>xml_index_query/3</code> (pred)	1119
	<code>xml_index_to_file/2</code> (pred)	1120
	<code>xml_index/1</code> (pred)	1120
	<code>xml_query/3</code> (pred)	1120
232.3	Documentation on internals (<code>xml_path_doc</code>)	1121
	<code>canonic_xml_term/1</code> (regtype)	1121
	<code>canonic_xml_item/1</code> (regtype)	1121
	<code>tag_attrib/1</code> (regtype)	1121
	<code>canonic_xml_query/1</code> (regtype)	1121
	<code>canonic_xml_subquery/1</code> (regtype)	1121
	PART XI - Contributed standalone utilities	1123

233	A Program to Help Cleaning your Directories	1125
	
233.1	Usage (cleandirs)	1125
233.2	Known bugs and planned improvements (cleandirs)	1125
PART XII - Appendices		1127
234	Installing Ciao from the source distribution	1129
	
234.1	Un*x installation summary	1129
234.2	Un*x full installation instructions	1130
234.3	Checking for correct installation on Un*x	1133
234.4	Cleaning up the source directory	1134
234.5	Multiarchitecture support	1134
234.6	Installation and compilation under Windows	1135
234.7	Porting to currently unsupported operating systems and architectures	1135
234.8	Troubleshooting (nasty messages and nifty workarounds) ..	1136
235	Installing Ciao from a Win32 binary distribution	1139
235.1	Win32 binary installation summary	1139
235.2	Checking for correct installation on Win32	1140
235.3	Compiling the miscellaneous utilities under Windows	1141
235.4	Server installation under Windows	1141
235.5	CGI execution under IIS	1141
235.6	Uninstallation under Windows	1142
236	Beyond installation	1143
236.1	Architecture-specific notes and limitations	1143
236.2	Keeping up to date with the Ciao users mailing list	1143
236.3	Downloading new versions	1143
236.4	Reporting bugs	1144
References		1145
Library/Module Index		1153
Predicate/Method Index		1155
Property Index		1157
Regular Type Index		1159
Declaration Index		1161
Concept Index		1163
Author Index		1165
Global Index		1167

Summary

Ciao is a *public domain, next generation* multi-paradigm programming environment with a unique set of features:

- **Ciao** offers a complete Prolog system, supporting *ISO-Prolog*, but its novel modular design allows both *restricting* and *extending* the language. As a result, it allows working with *fully declarative subsets* of Prolog and also to *extend* these subsets (or ISO-Prolog) both syntactically and semantically. Most importantly, these restrictions and extensions can be activated separately on each program module so that several extensions can coexist in the same application for different modules.
- **Ciao** also supports (through such extensions) programming with functions, higher-order (with predicate abstractions), constraints, and objects, as well as feature terms (records), persistence, several control rules (breadth-first search, iterative deepening, ...), concurrency (threads/engines), a good base for distributed execution (agents), and parallel execution. Libraries also support WWW programming, sockets, external interfaces (C, Java, TclTk, relational databases, etc.), etc.
- **Ciao** offers support for *programming in the large* with a robust module/object system, module-based separate/incremental compilation (automatically –no need for makefiles), an assertion language for declaring (*optional*) program properties (including types and modes, but also determinacy, non-failure, cost, etc.), automatic static inference and static/dynamic checking of such assertions, etc.
- **Ciao** also offers support for *programming in the small* producing small executables (including only those libraries actually used by the program) and support for writing scripts.
- The **Ciao** programming environment includes a classical top-level and a rich emacs interface with an embeddable source-level debugger and a number of execution visualization tools.
- The **Ciao** compiler (which can be run outside the top level shell) generates several forms of architecture-independent and stand-alone executables, which run with speed, efficiency, and executable size which are very competitive with other commercial and academic languages (including other Prolog/CLP systems). Library modules can be compiled into compact bytecode or C source files, and linked statically, dynamically, or autoloading.
- The novel modular design of **Ciao** enables, in addition to modular program development, effective global program analysis and static debugging and optimization via source to source program transformation. These tasks are performed by the **Ciao preprocessor** (`ciaopp`, distributed separately).
- The **Ciao** programming environment also includes `lpdoc`, an automatic documentation generator for LP/CLP programs. It processes source files adorned with (**Ciao**) assertions and machine-readable comments and generates manuals in many formats including `postscript`, `pdf`, `texinfo`, `info`, HTML, `man`, etc. , as well as on-line help, ascii README files, entries for indices of manuals (`info`, WWW, ...), and maintains WWW distribution sites.

Ciao is distributed under the GNU Library General Public License (LGPL).

This documentation corresponds to version 1.15 (2011/7/8, 11:48:1 CEST).

1 Introduction

1.1 About this manual

This is the *Reference Manual* for the Ciao development system. It contains basic information on how to install Ciao and how to write, debug, and run Ciao programs from the command line, from inside GNU `emacs`, or from a windowing desktop. It also documents all the libraries available in the standard distribution.

This manual has been generated using the *LPdoc* semi-automatic documentation generator for LP/CLP programs [HC97,Her00]. `lpdoc` processes Ciao files (and files in Prolog and other CLP languages) adorned with assertions and machine-readable comments, which should be written in the Ciao assertion language [PBH97,PBH00]. From these, it generates manuals in many formats including `postscript`, `pdf`, `texinfo`, `info`, `HTML`, `man`, etc., as well as on-line help, `ascii` `README` files, entries for indices of manuals (`info`, `WWW`, ...), and maintains `WWW` distribution sites.

The big advantage of this approach is that it is easier to keep the on-line and printed documentation in sync with the source code [Knu84]. As a result, *this manual changes continually as the source code is modified*. Because of this, the manual has a version number. You should make sure the manual you are reading, whether it be printed or on-line, coincides with the version of the software that you are using.

The approach also implies that there is often a variability in the degree to which different libraries or system components are documented. Many libraries offer abundant documentation, but a few will offer little. The latter is due to the fact that we tend to include libraries in the manual if the code is found to be useful, even if they may still contain sparse documentation. This is because including a library in the manual will at the bare minimum provide formal information (such as the names of exported predicates and their arity, which other modules it loads, etc.), create index entries, pointers for on-line help in the electronic versions of the manuals, and command-line completion capabilities inside `emacs`. Again, the manual is being updated continuously as the different libraries (and machine-readable documentation in them) are improved.

1.2 About the Ciao development system

The Ciao system is a full programming environment for developing programs in the Prolog language and in several other languages which are extensions and modifications of Prolog and (Constraint) Logic Programming in several interesting and useful directions. The programming environment offers a number of tools such as the Ciao standalone compiler (`ciaoc`), a traditional-style top-level interactive shell (`ciaosh` or `ciao`), an interpreter of scripts written in Ciao (`ciao-shell`), a Ciao (and Prolog) `emacs` mode (which greatly helps the task of developing programs with support for editing, debugging, version/change tracking, etc.), numerous libraries, a powerful program preprocessor (`ciaopp` [BGH99,BLGPH04,HBPLG99], which supports static debugging and optimization from program analysis via source to source program transformation), and an automatic documentation generator (`lpdoc`) [HC97,Her00]. A number of execution visualization tools [CGH93,CH00d,CH00c] are also available.

This manual documents the first four of the tools mentioned above [see PART I - The program development environment], and the Ciao language and libraries. The `ciaopp` and `lpdoc` tools are documented in separate manuals.

The Ciao language [see PART II - The Ciao basic language (engine)] has been designed from the ground up to be small, but to also allow extensions and restrictions in a modular way. The first objective allows producing small executables (including only those builtins used by the program), providing basic support for pure logic programming, and being able to write scripts

in Ciao. The second one allows supporting standard ISO-Prolog [see PART III - ISO-Prolog library (iso)], as well as powerful extensions such as constraint logic programming, functional logic programming, and object-oriented logic programming [see PART VII - Ciao extensions], and restrictions such as working with pure horn clauses.

The design of Ciao has also focused on allowing modular program development, as well as automatic program manipulation and optimization. Ciao includes a robust module system [CH00a], module-based automatic incremental compilation [CH99b], and modular global program analysis, debugging and optimization [PH99], based on a rich assertion language [see PART V - Assertions, Properties, Types, Modes, Comments (assertions)] for declaring (optional) program properties (including types and modes), which can be checked either statically or dynamically. The program analysis, static debugging and optimization tasks related to these assertions are performed by the `ciaopp` preprocessor, as mentioned above. These assertions (together with special comment-style declarations) are also the ones used by the `lpdoc` autodocumenter to generate documentation for programs (the comment-style declarations are documented in the `lpdoc` manual).

Ciao also includes several other features and utilities, such as support for several forms of executables, concurrency (threads), distributed and parallel execution, higher-order, WWW programming (PiLLoW [CHV96b]), interfaces to other languages like C and Java, database interfaces, graphical interfaces, etc., etc. [see PARTS VI to XI].

1.3 ISO-Prolog compliance versus extensibility

One of the innovative features of Ciao is that it has been designed to subsume *ISO-Prolog* (International Standard ISO/IEC 13211-1, PROLOG: Part 1—General Core [DEDC96]), while at the same time extending it in many important ways. The intention is to ensure that all ISO-compliant Prolog programs run correctly under Ciao. At the same time, the Ciao module system (see [PART II - The Ciao basic language (engine)] and [CH00a] for a discussion of the motivations behind the design) allows selectively avoiding the loading of most ISO-builtins (and changing some other ISO characteristics) when not needed, so that it is possible to work with purer subsets of Prolog and also to build small executables. Also, this module system makes it possible to develop extensions using these purer subsets (or even the full ISO-standard) as a starting point. Using these features, the Ciao distribution includes libraries which significantly extend the language both syntactically and semantically.

Compliance with ISO is still not complete: currently there are some minor deviations in, e.g., the treatment of characters, the syntax, some of the arithmetic functions, and part of the error system. On the other hand, Ciao has been reported by independent sources (members of the standardization body) to be one of the most conforming Prologs at the moment of this writing, and the first one to be able to compile all the standard-conforming test cases. Also, Ciao does not offer a strictly conforming mode which rejects uses of non-ISO features. However, in order to aid programmers who wish to write standard compliant programs, library predicates that correspond to those in the ISO-Prolog standard are marked specially in the manuals, and differences between the Ciao and the prescribed ISO-Prolog behaviours, if any, are commented appropriately.

The intention of the Ciao developers is to progressively complete the compliance of Ciao with the published parts of the ISO standard as well as with other reasonable extensions of the standard may be published in the future. However, since one of the design objectives of Ciao is to address some shortcomings of previous implementations of Prolog and logic programming in general, we also hope that some of the better ideas present in the system will make it eventually into other systems and the standards.

1.4 About the name of the System

Ciao is often referred to as “Ciao Prolog,” a name which has an interesting (and not unintended) interpretation. Ciao is an interesting word which means both *hello* and *goodbye*. ‘Ciao Prolog’ intends to be a really good, all-round, freely available ISO-Prolog system which can be used as a classical Prolog, in both academic and industrial environments (and, in particular, to introduce users to Prolog and to constraint and logic programming –the *hello* part). An indeed many programmers use it just that way. But Ciao is also a new-generation, multiparadigm programming language and program development system which goes well beyond Prolog and other classical logic programming languages. And it has the advantage (when compared to other new-generation LP systems) that it does so while keeping full Prolog compatibility when needed.

1.5 Referring to Ciao

If you find Ciao or any of its components useful, we would appreciate very much if you added a reference to this manual (i.e., the Ciao reference manual [BCC97]) in your work. The following is an appropriate BiBTeX entry with the relevant data:

```
@techreport{ciao-reference-manual-tr,
  author =      {F. Bueno and D. Cabeza and M. Carro and M. Hermenegildo
                and P. L\{'o}pez-Garc\{'i}a and G. Puebla},
  title =      {The Ciao System. Reference Manual},
  institution = {School of Computer Science, T. U. of Madrid (UPM)
                and IMDEA Software Institute},
  year =      1997,
  month =     {August},
  number =    {{CLIP}3/1997.2011},
  note =      {Available from http://www.cliplab.org/}
}
```

1.6 Syntax terminology and notational conventions

This manual assumes some familiarity with logic programming and the Prolog language. The reader is referred to standard textbooks on logic programming and Prolog (such as, e.g., [SS86,CM81,Apt97,Hog84]) for background. However, we would like to refresh herein some concepts for the sake of establishing terminology. Also, we will briefly introduce a few of the extensions that Ciao brings to the Prolog language.

1.6.1 Predicates and their components

Procedures are called *predicates* and predicate calls *literals*. They all have the classical syntax of procedures (and of logic predications and of mathematical functions). Predicates are identified in this manual by a keyword ‘PREDICATE’ at the right margin of the place where they are documented.

Program instructions are expressions made up of control constructs (Chapter 21 [Control constructs/predicates], page 127) and literals, and are called *goals*. Literals are also (atomic) goals.

A predicate definition is a sequence of clauses. A clause has the form “H :- B.” (ending in ‘.’), where H is syntactically the same as a literal and is called the clause *head*, and B is a goal and is called the clause *body*. A clause with no body is written “H.” and is called a *fact*. Clauses with body are also called *rules*. A program is a sequence of predicate definitions.

1.6.2 Characters and character strings

We adopt the following convention for delineating character strings in the text of this manual: when a string is being used as an atom it is written thus: `user` or `'user'`; but in all other circumstances double quotes are used (as in `"hello"`).

When referring to keyboard characters, printing characters are written thus: `@`, while control characters are written like this: `^A`. Thus `^C` is the character you get by holding down the `CTL` key while you type `@`. Finally, the special control characters carriage-return, line-feed and space are often abbreviated to `RET`, `LFD` and `SPC` respectively.

1.6.3 Predicate specs

Predicates are distinguished by their name *and* their arity. We will call `name/arity` a *predicate spec*. The notation `name/arity` is therefore used when it is necessary to refer to a predicate unambiguously. For example, `concatenate/3` specifies the predicate which is named “concatenate” and which takes 3 arguments.

(Note that different predicates may have the same name and different arity. Conversely, of course, they may have the same arity and different name.)

1.6.4 Modes

When documenting a predicate, we will often describe its usage with a mode spec which has the form `name(Arg1, ..., ArgN)` where each `Arg` may be preceded by a *mode*. A mode is a functor which is wrapped around an argument (or prepended if defined as an operator). Such a mode allows documenting in a compact way the instantiation state on call and exit of the argument to which it is applied. The set of modes which can be used in Ciao is not fixed. Instead, arbitrary modes can be defined by in programs using the `modedef/1` declarations of the Ciao *assertion language* (Chapter 64 [The Ciao assertion package], page 379 for details). Modes are identified in this manual by a keyword `'MODE'`.

Herein, we will use the set of modes defined in the Ciao `isomodes` library, which is essentially the same as those used in the ISO-Prolog standard (Chapter 68 [ISO-Prolog modes], page 413).

1.6.5 Properties and types

Although Ciao is *not* a typed language, it allows writing (and using) types, as well as (more general) properties. There may be properties of the states and of the computation. Properties of the states allow expressing characteristics of the program variables during computation, like in `sorted(X)` (`X` is a sorted list). Properties of the computation allow expressing characteristics of a whole computation, like in `is_det(p(X,Y))` (such calls yield only one solution). Properties are just a special form of predicates (Chapter 66 [Declaring regular types], page 395) and are identified in this manual by a keyword `'PROPERTY'`.

Ciao types are *regular types* (Chapter 66 [Declaring regular types], page 395), which are a special form of properties themselves. They are identified in this manual by a keyword `'REG-TYPE'`.

1.6.6 Declarations

A *declaration* provides information to one of the Ciao environment tools. Declarations are interspersed in the code of a program. Usually the target tool is either the compiler (telling it that a predicate is dynamic, or a meta-predicate, etc.), the preprocessor (which understands declarations of properties and types, assertions, etc.), or the autodocumenter (which understands the previous declarations and also certain “comment” declarations).

A declaration has the form `:- D.` where `D` is syntactically the same as a literal. Declarations are identified in this manual by a keyword 'DECLARATION'.

In Ciao users can define (and document) new declarations. New declarations are typically useful when defining extensions to the language (which in Ciao are called packages). Such extensions are often implemented as expansions (see Chapter 34 [Extending the syntax], page 225). There are many such extensions in Ciao. The `functions` library, which provides functional syntax, is an example. The fact that in Ciao expansions are local to modules (as operators, see below) makes it possible to use a certain language extension in one module without affecting other modules.

1.6.7 Operators

An *operator* is a functor (or predicate name) which has been declared as such, thus allowing its use in a prefix, infix, or suffix fashion, instead of the standard procedure-like fashion. E.g., declaring `+` as an infix operator allows writing `X+Y` instead of `'+'(X,Y)` (which may still, of course, be written).

Operators in Ciao are local to the module/file where they are declared. However, some operators are standard and allowed in every program (see Chapter 47 [Defining operators], page 293). This manual documents the operator declarations in each (library) module where they are included. As with expansions, the fact that in Ciao operators are local to modules makes it possible to use a certain language extension in one module without affecting other modules.

1.7 A tour of the manual

The rest of the introductory chapters after this one provide a first “getting started” introduction for newcomers to the Ciao system. The rest of the chapters in the manual are organized into a sequence of major parts as follows:

1.7.1 PART I - The program development environment

This part documents the components of the basic Ciao program development environment. They include:

- `ciaoc`: the standalone compiler, which creates executables without having to enter the interactive top-level.
- `ciaosh`: (also invoked simply as `ciao`) is an interactive top-level shell, similar to the one found on most Prolog systems (with some enhancements).
- `debugger`: a Byrd box-type debugger, similar to the one found on most Prolog systems (also with some enhancements, such as source-level debugging). This is not a standalone application, but is rather included in `ciaosh`, as is done in other systems supporting the Prolog language. However, it is also *embeddable*, in the sense that it can be included as a library in executables, and activated dynamically and conditionally while such executables are running.
- `ciao-shell`: an interpreter/compiler for *Ciao scripts* (i.e., files containing Ciao code which run without needing explicit compilation).
- Ciao emacs interface:
 - a *complete program development environment*, based on GNU emacs, with syntax coloring, direct access to all the tools described above (as well as the preprocessor and the documenter), automatic location of errors, source-level debugging, context-sensitive access to on-line help/manuals, etc. The use of this environment is *very highly recommended!*

The Ciao program development environment also includes `ciaopp`, the preprocessor, and `lpdoc`, the documentation generator, which are described in separate manuals.

1.7.2 PART II - The Ciao basic language (engine)

This part documents the *Ciao basic builtins*. These predefined predicates and declarations are available in every program, unless the `pure` package is used (by using a `:- module(_,_, [pure]).` declaration or `:- use_package(pure).`). These predicates are contained in the `engine` directory within the `lib` library. The rest of the library predicates, including the packages that provide most of the ISO-Prolog builtins, are documented in subsequent parts.

1.7.3 PART III - ISO-Prolog library (iso)

This part documents the *iso* package which provides to Ciao programs (most of) the ISO-Prolog functionality, including the *ISO-Prolog builtins* not covered by the basic library.

1.7.4 PART IV - Classic Prolog library (classic)

This part documents some Ciao libraries which provide additional predicates and functionalities that, despite not being in the ISO standard, are present in many popular Prolog systems. This includes definite clause grammars (DCGs), “Quintus-style” internal database, list processing predicates, DEC-10 Prolog-style input/output, formatted output, dynamic loading of modules, activation of operators at run-time, etc.

1.7.5 PART V - Assertions, Properties, Types, Modes, Comments (assertions)

Ciao allows *annotating* the program code with *assertions*. Such assertions include type and instantiation mode declarations, but also more general properties as well as comments for *autodocumentation* in the *literate programming* style. These assertions document predicates (and modules and whole applications) and can be used by the Ciao preprocessor/compiler while debugging and optimizing the program or library, and by the Ciao documenter to build program or library reference manuals.

1.7.6 PART VI - Ciao library miscellanea

This part documents several Ciao libraries which provide different useful additional functionality. Such functionality includes performing operating system calls, gathering statistics from the Ciao engine, file and filename manipulation, error and exception handling, fast reading and writing of terms (marshalling and unmarshalling), file locking, issuing program and error messages, pretty-printing programs and assertions, a browser of the system libraries, additional expansion utilities, concurrent aggregates, graph visualization, etc.

1.7.7 PART VII - Ciao extensions

The libraries documented in this part extend the Ciao language in several different ways. The extensions include:

- pure Prolog programming (well, this can be viewed more as a restriction than an extension);
- feature terms or *records* (i.e., structures with names for each field);
- parallel programming (e.g., &-Prolog style);
- functional syntax;
- higher-order;
- global variables;
- `setarg` and `undo`;
- delaying predicate execution;

- active modules;
- breadth-first execution;
- iterative deepening-based execution;
- constraint logic programming;
- object oriented programming.

1.7.8 PART VIII - Interfaces to other languages and systems

The following interfaces to/from Ciao are documented in this part:

- External interface (e.g., to C).
- Socket interface.
- Tcl/tk interface.
- Web interface (http, html, xml, etc.);
- Persistent predicate databases (interface between the Ciao internal database and the external file system).
- SQL-like database interface (interface between the Ciao internal database and external SQL/ODBC systems).
- Java interface.
- Calling emacs from Ciao.

1.7.9 PART IX - Abstract data types

This part includes libraries which implement some generic data structures (abstract data types) that are used frequently in programs or in the Ciao system itself.

1.7.10 PART X - Contributed libraries

This part includes a number of libraries which have contributed by users of the Ciao system. Over time, some of these libraries are moved to the main library directories of the system.

1.7.11 PART XI - Contributed standalone utilities

This is the documentation for a set of contributed standalone utilities contained in the `etc_contrib` directory of the Ciao distribution.

1.7.12 PART XII - Appendices

These appendices describe the installation of the Ciao environment on different systems and some other issues such as reporting bugs, signing up on the Ciao user's mailing list, downloading new versions, limitations, etc.

1.8 Acknowledgments

The Ciao system is a joint effort on one side of some present (Francisco Bueno, Manuel Carro, Manuel Hermenegildo, *Pedro López*, and *Germán Puebla*) and past (Daniel Cabeza, *María José García de la Banda*) members of the *CLIP group* at the School of Computer Science, *Technical University of Madrid* and at the *IMDEA Software Institute*, and on the other side of several colleagues and students that have collaborated with us over the years of its development. The following is an (inevitably incomplete) list of those that have contributed most significantly to the development of Ciao:

- The *Ciao engine*, compiler, preprocessor, libraries, and documentation, although completely rewritten at this point, have their origins in the *ℰ-Prolog parallel Prolog engine and parallelizing compiler*, developed by Manuel Hermenegildo, Kevin Greene, Kalyan Muthukumar, and Roger Nasr at *MCC* and later at *UPM*. The *&-Prolog engine* and low-level (*WAM*) compilers in turn were derived from early versions (0.5 to 0.7) of *SICStus Prolog* [Car88]. SICStus is an excellent, high performance Prolog system, developed by Mats Carlsson and colleagues at the *Swedish Institute of Computer Science (SICS)*, that every user of Prolog should check out [Swe95,AAF91]. Very special thanks are due to Seif Haridi, Mats Carlsson, and colleagues at SICS for allowing the SICStus 0.5-0.7 components in *ℰ-Prolog* and its successor, Ciao, to be distributed freely. Parts of the parallel abstract machine have been developed in collaboration with Gopal Gupta and Enrico Pontelli (*New Mexico State University*).
- Many aspects of the analyzers in the *Ciao preprocessor (ciaopp)* have been developed in collaboration with Peter Stuckey (*Melbourne U.*), Kim Marriott (*Monash U.*), Maurice Bruynooghe, Gerda Janssens, Anne Mulkers, and Veroniek Dumortier (*K.U. Leuven*), and Saumya Debray (*U. of Arizona*). The assertion system has been developed in collaboration with Jan Maluzynski and Wlodek Drabent (*Linköping U.*) and Pierre Deransart (*INRIA*). The core of type inference system derives from the system developed by John Gallagher [GdW94] (*Bristol University*) and later adapted to CLP(FD) by Pawel Pietrzak (*Linköping U.*).
- The constraint solvers for *R* and *Q* are derived from the code developed by Christian Holzbauer (*Austrian Research Institute for AI in Vienna*) [Hol94,Hol90,Hol92].
- The Ciao manuals include material from the *DECsystem-10 Prolog User's Manual* by D.L. Bowen (editor), L. Byrd, F.C.N. Pereira, L.M. Pereira, and D.H.D. Warren [BBP81]. They also contain material from the SICStus Prolog user manuals for SICStus versions 0.5-0.7 by Mats Carlsson and Johan Widen [Car88], as well as from the Prolog ISO standard documentation [DEDC96].
- Ciao is designed to be highly extendable in a modular way. Many of the libraries distributed with Ciao have been developed by other people all of which is impossible to mention here. Individual author names are included in the documentation of each library and appear in the indices.
- The development of the Ciao system has been supported in part by European research projects PEPMA, ACCLAIM, PARFORCE, DISCIPL, AMOS, ASAP, MOBIUS, and SCUBE; by MICYT projects IPL-D, ELLA, EDIPIA, CUBICO, MERIT, and DOVES; and by CM projects PROMESAS and PROMETIDOS.

If you feel you have contributed to the development of Ciao and we have forgotten to add your name to this list or to the acknowledgements given in the different chapters and indices, please let us know and we will be glad to give proper credits.

1.9 Version/Change Log

Version 1.15 (2011/7/8, 11:48:1 CEST)

New development version (Jose Morales)

Version 1.14#2 (2011/8/12, 18:14:31 CEST)

Merging r13606 (trunk) into 1.14. This backports an optimization for DARWIN platforms (Jose Morales)

Version 1.14#1 (2011/8/10, 18:17:10 CEST)

Merging r13583 through r13586 (trunk) into 1.14. This fixes problems in the Windows version of Ciao (Edison Mera, Jose Morales)

Version 1.14 (2011/7/8, 10:51:55 CEST)

It has been a long while since declaring the last major version (basically since moving to subversion after 1.10/1.12), so quite a bit is included in this release. Here is the (longish) summary:

- Extensions to functional notation:
 - Introduced `fsyntax` package (just functional syntax). (Daniel Cabeza)
 - Added support to define on the fly a return argument different from the default one (e.g. `~functor(~,f,2)`). (Daniel Cabeza)
 - Use of `':- function(defined(true)).'` so that the defined function does not need to be preceded by `~` in the return expression of a functional clause. (Daniel Cabeza)
 - Functional notation: added to documentation to reflect more of the FLOPS paper text and explanations. Added new functional syntax examples: arrays, combination with constraints, using `func` notation for properties, lazy evaluation, etc. (Manuel Hermenegildo)
 - Added functional abstractions to `fsyntax` and correct handling of predicate abstractions (the functions in the body where expanded outside the abstraction). (Jose Morales)
 - Improved translation of functions. In particular, old translation could lose last call optimization for functions with body or with conditional expressions. Furthermore, the translation avoids now some superfluous intermediate unifications. To be studied more involved optimizations. (Daniel Cabeza, Jose Morales)
 - More superfluous unifications taken out from translated code, in cases where a goal `~f(X) = /Term/` appears in the body. (Daniel Cabeza)
 - Added `library/argnames_fsyntax.pl`: Package to be able to use `$~/2` as an operator. (Daniel Cabeza)
 - Added a new example for lazy evaluation, saving memory using `lazy` instead of eager evaluation. (Amadeo Casas)
- Improvements to signals and exceptions:
 - Distinguished between exceptions and signals. Exceptions are thrown and caught (using `throw/1` and `catch/3`). Signals are sent and intercepted (using `send_signal/1` and `intercept/3`). (Jose Morales, Remy Haemmerle)
 - Back-port of the (improved) low-level exception handling from `optim_comp` branch. (Jose Morales)
 - Fixed `intercept/3` bug, with caused the toplevel to not properly handle exceptions after one was handled and displayed (bug reported by Samir Genaim on 04 Dec 05, in ciao mailing list, subject “`ciao top-level : exception handling`”). Updated documentation. (Daniel Cabeza)
 - `intercept/3` does not leave pending choice points if the called goal is deterministic (the same optimization that was done for `catch/3`). (Jose Morales)
- New/improved libraries:
 - New `assoc` library to represent association tables. (Manuel Carro, Pablo Chico)
 - New `regex` library to handle regular expressions. (Manuel Carro, Pablo Chico)
 - Fixed bug in `string_to_number` that affected ASCII to floating point number conversions (`number_codes/2` and `bytecode read`). (Jose Morales)

- `system.pl`: Added predicates `copy_file/2` and `copy_file/3`. Added predicates `get_uid/1`, `get_gid/1`, `get_pwnam/1`, `get_grnam/1` implemented natively to get default user and groups of the current process. (Edison Mera)
- Added library for mutable variables. (Remy Haemmerle)
- Added package for block declarations (experimental). (Remy Haemmerle)
- Ported CHR as a Ciao package (experimental). (Tom Schrijvers)
- Debugged and improved performance of the CHR library port. (Remy Haemmerle)
- `contrib/math`: A library with several math functions that depends on the GNU Scientific Library (GSL). (Edison Mera)
- `io_aux.pl`: Added `messages/1` predicate. Required to facilitate printing of compact messages (compatible with emacs). (Edison Mera)
- Added library `hrtimer.pl` that allow us to measure the time using the highest resolution timer available in the current system. (Edison Mera)
- Global logical (backtrackable) variables (experimental). (Jose Morales)
- New dynamic handling (`dynamic_clauses` package). Not yet documented. (Daniel Cabeza)
- Moved = from `iso_misc` to `term_basic`. (Daniel Cabeza)
- `lib/lists.pl`: Added predicate `sequence_to_list/2`. (Daniel Cabeza)
- `lib/lists.pl`: Codification of `subordlist/2` improved. Solutions are given in other order. (Daniel Cabeza)
- `lib/filenames.pl`: Added `file_directory_base_name/3`. (Daniel Cabeza)
- `library/symlink_locks.pl`: preliminary library to make locks a la emacs. (Daniel Cabeza)
- `lib/between.pl`: Bug in `between/3` fixed: when the low bound was a float, an smaller integer was generated. (Daniel Cabeza)
- Fixed bug related to implication operator `->` in Fuzzy Prolog (Claudio Vaucheret)
- `contrib/gendot`: Generator of dot files, for drawing graphs using the dot tool. (Claudio Ochoa)
- Added `zeromq` library (bindings for the Zero Message Queue (ZeroMQ, 0MQ) cross-platform messaging middleware) (Dragan Ivanovic)
- Minor documentation changes in `javall` library (Jesus Correas)
- Fix a bug in calculator `p12java` example (Jesus Correas)
- `lib/aggregates.pl`: Deleted duplicated clauses of `findnsols/4`, detected by Pawel. (Daniel Cabeza)
- Added library to transform between color spaces (HSL and HVS) (experimental). (Jose Morales)
- Added module qualification in DCGs. (Remy Haemmerle, Jose Morales)
- `prolog_sys:predicate_property/2` behaves similar to other Prolog systems (thanks to Paulo Moura for reporting this bug). (Jose Morales)
- Added DHT library (implementation of distributed hash table) (Arsen Kostenko)
- Adding property `intervals/2` in `native_props.pl` (for intervals information) (Luthfi Darmawan)

- Added code to call polynomial root finding of GSL (Luthfi Darmawan)
- Some improvements (not total, but easy to complete) to error messages given by `errhandle.pl`. Also, some of the errors in `sockets_c.c` are now proper exceptions instead of faults. (Manuel Carro)
- `sockets` library: added a library (`ns1`) needed for Solaris (Manuel Carro)
- Driver, utilities, and benchmarking programs from the ECRC suite. These are aimed at testing some well-defined characteristics of a Prolog system. (Manuel Carro)
- `library/getopts.pl`: A module to get command-line options and values. Intended to be used by Ciao executables. (Manuel Carro)
- Improved ISO compliance:
 - Ported the Prolog ISO conformance testing.
 - Fixed read of files containing single “%” char (reported by Ulrich Neumerkel). (Jose Morales)
 - Added exceptions in `=./2`. (Remy Haemmerle)
 - Added exceptions in arithmetic predicates. (Remy Haemmerle)
 - Arithmetics integer functions throw exceptions when used with floats. (Remy Haemmerle)
 - Added exceptions for resource errors. (Remy Haemmerle)
- Improvements to constraint solvers:
 - Improved CLPQ documentation. (Manuel Hermenegildo)
 - Added `clp_meta/1` and `clp_entailed/1` to the `clpq` and `clpr` packages (Samir Genaim):
 - `clp_meta/1`: meta-programming with clp constraints, e.g, `clp_meta([A.>.B,B.>.1])`.
 - `clp_entailed/1`: checks if the store entails specific constraints, e.g, `clp_entailed([A.>.B])` succeeds if the current store entails `A.>.B`, otherwise fails.
 - Exported the simplex predicates from CLP(Q,R). (Samir Genaim)
- Other language extensions:
 - Added new `bf/bfall` package. It allows running all predicates in a given module in breadth-first mode without changing the syntax of the clauses (i.e., no `<-` needed). Meant basically for experimentation and, specially, teaching pure logic programming. (Manuel Hermenegildo)
 - Added `afall` package in the same line as `bf/bfall` (very useful!). (Manuel Hermenegildo)
 - Improved documentation of `bf` and `af` packages. (Manuel Hermenegildo)
 - Added partial commons-style dialect support, including dialect flag. (Manuel Hermenegildo)
 - `yap_compat` and `commons_compat` compatibility packages (for Yap and Prolog Commons dialects). (Jose Morales)
 - `argnames` package: enhanced to allow argument name resolution at runtime. (Jose Morales)
 - A package for conditional compilation of code (`:-use_package(condcomp)`). (Jose Morales)
- Extensions for parallelism (And-Prolog):

- Low-level support for `andprolog` library has been taken out of the engine and moved to `library/apll` in a similar way as the `sockets` library. We are planning to reduce the size of the actual engine further, by taking some components out of engine, such as locks, in future releases. (Amadeo Casas)
- Improved support for deterministic parallel goals, including some bug fixes. (Amadeo Casas)
- Goal stack definition added to the engine. (Amadeo Casas)
- And-parallel code and the definition of goal stacks in the engine are now wrapped with conditionals (via `AND_PARALLEL_EXECUTION` variable), to avoid the machinery necessary to run programs in parallel affects in any case the sequential execution. (Amadeo Casas)
- Stack expansion supported when more than one agent is present in the execution of parallel deterministic programs. This feature is still in experimental. Support for stack expansion in nondeterministic benchmarks will be added in a future release. (Amadeo Casas)
- Support for stack unwinding in deterministic parallel programs, via `metachoice/metacut`. However, garbage collection in parallel programs is still unsupported. We are planning to include support for it in a future release. (Amadeo Casas)
- Backward execution of nondeterministic parallel goals made via events, without speculation and continuation join. (Amadeo Casas)
- Improved agents support. New primitives included that aim at increasing the flexibility of creation and management of agents. (Amadeo Casas)
- Agents synchronization is done now by using locks, instead of using `assertz/retract`, to improve efficiency in the execution of parallel programs. (Amadeo Casas)
- Optimized version of `call/1` to invoke deterministic goals in parallel has been added (`call_handler_det/1`). (Amadeo Casas)
- Optimization: `locks/new_atom` only created when the goal is stolen by other process, and not when this is pushed on to the `goal_stack`. (Amadeo Casas)
- Integration with the new annotation algorithms supported by CiaoPP, both with and without preservation of the order of the solutions. (Amadeo Casas)
- New set of examples added to the `andprolog` library. (Amadeo Casas)
- Several bug fixes to remove some cases in execution of parallel code in which races could appear. (Amadeo Casas)
- `andprolog_rt:&` by `par_rt:&` have been moved to `native_builtin` (Amadeo Casas)
- `indep/1` and `indep/2` have been moved to `native_props`, as `ground/1`, `var/1`, etc. (Amadeo Casas)
- Added assertions to the `library/apll` and `library/andprolog` libraries. (Amadeo Casas)
- Removed clauses in `pretty_print` for the `&>/2` and `<&/1` operators. (Amadeo Casas)
- Shorter code for `<& / 1` and `<&! / 1` (Manuel Carro)
- Trying to solve some problems when resetting WAM pointers (Manuel Carro)

- Better code to clean the stacks (Manuel Carro)
- Improvements to foreign (C language) interface:
 - Better support for cygwin and handling of dll libraries in Windows. Now usage of external dll libraries are supported in Windows under cygwin. (Edison Mera)
 - Improvements to documentation of foreign interface (examples). (Manuel Hermenegildo)
 - Allow reentrant calls from Prolog to C and then from C to Prolog. (Jose Morales)
 - Fix bug that prevented `ciaoc -c MODULE` from generating dynamic `.so` libraries files. (Jose Morales)
 - Fix bug that prevented `ciaoc MODULE && rm MODULE && ciaoc MODULE` from emitting correct executables (previously, dynamic `.so` libraries files were ignored in executable recompilations when only the main file was missing). (Jose Morales)
- Run-Time Checking and Unit Tests:
 - Added support to perform run-time checking of assertions and predicates outside `ciaopp` (see the documentation for more details). In addition to those already available, the new properties that can be run-time checked are: `exception/1`, `exception/2`, `no_exception/1`, `no_exception/2`, `user_output/2`, `solutions/2`, `num_solutions/2`, `no_signal/1`, `no_signal/2`, `signal/1`, `signal/2`, `signals/2`, `throws/2`. See library `assertions/native_props.pl` (Edison Mera)
 - Added support for testing via the `unittest` library. Documentation available at `library(unittest(unittest_doc))`. (Edison Mera)
- Profiling:
 - Improved profiler, now it is cost center-based and works together with the run-time checking machinery in order to also validate execution time-related properties. (Edison Mera)
 - A tool for automatic bottleneck detection has been developed, which is able to point at the predicates responsible of lack of performance in a program. (Edison Mera)
 - Improved profiler documentation. (Manuel Hermenegildo)
- Debugger enhancements:
 - Added the flag `check_cycles` to control whether the debugger takes care of cyclic terms while displaying goals. The rationale is that to check for cyclic terms may lead to very high response times when having big terms. By default the flag is in off, which implies that a cyclic term in the execution could cause infinite loops (but otherwise the debugger is much more speedy). (Daniel Cabeza)
 - Show the variable names instead of underscores with numbers. Added option `v` to show the variables list. Added `v <N>` option, where `N` is the `Name` of the variable you like to watch (experimental). (Edison Mera)
 - Distinguish between program variables and compiler-introduced variables. Show variables modified in the current goal. (Edison Mera)
 - `debug_mode` does not leave useless choicepoints (Jose Morales)
- Emacs mode:
 - Made ciao mode NOT ask by default if one wants to set up version control when first saving a file. This makes more sense if using other version control

systems and probably in any case (several users had asked for this). There is a global customizable variable (which appears in the LPdoc area) which can be set to revert to the old behaviour. Updated the manual accordingly. (Manuel Hermenegildo)

- Added possibility of choosing which emacs Ciao should use during compilation, by LPdoc, etc. Previously only a default emacs was used which is not always the right thing, specially, e.g., in Mac OS X, where the latest/right emacs may not even be in the paths. Other minor typos etc. (Manuel Hermenegildo)
- Moved the version control menu entries to the LPdoc menu. (Manuel Hermenegildo)
- Updated highlighting for new functional syntax, unit tests, and all other new features. (Manuel Hermenegildo)
- Completed CiaoPP-java environment (menus, buttons, etc.) and automated loading when visiting Java files (still through hand modification of .emacs). CiaoPP help (e.g., for properties) now also available in Java mode. (Manuel Hermenegildo)
- Changes to graphical interface to adapt better to current functionality of CiaoPP option browser. Also some minor aesthetic changes. (Manuel Hermenegildo)
- Various changes and fixes to adapt to emacs-22/23 lisp. In particular, fixed cursor error in emacs 23 in Ciao shell (from Emilio Gallego). Also fixed prompt in ciao and LPdoc buffers for emacs 23. (Manuel Hermenegildo)
- Unified several versions of the Ciao emacs mode (including the one with the experimental toolbar in xemacs) that had diverged. Sorely needed to be able to make progress without duplication. (Manuel Hermenegildo)
- New version of ciao.el supporting tool bar in xemacs and also, and perhaps more importantly, in newer emacsen (≥ 22), where it previously did not work either. New icons with opaque background for xemacs tool bar. (Manuel Hermenegildo)
- Using `key-description` instead of a combination of `text-char-description` and `string-to-char`. This fixes a bug in the Ciao Emacs Mode when running in emacs 23, that shows wrong descriptions for `M-...` key bindings. The new code runs correctly in emacs 21 and 22. (Jose Morales)
- Coloring strings before functional calls and `0'` characters (strings like `"~w"` were colored incorrectly) (Jose Morales)
- `@begin{verbatim}` and `@include` colored as LPdoc commands only inside LPdoc comments. (Jose Morales)
- Fixed colors for dark backgrounds (workaround to avoid a bug in emacs) (Jose Morales)
- Added an automatic indenter (`contrib/plindent`) and formatting tool, under emacs you can invoke it using the keyword `C-c I` in the current buffer containing your prolog source. (Edison Mera)
- Packaging and distribution:
 - User-friendly, binary installers for several systems are now generated regularly and automatically: Ubuntu/Debian, Fedora/RedHat, Windows (XP, Vista, 7) and MacOSX. (Edison Mera, Remy Haemmerle)
- Improvements in Ciao toplevel:

- Introduced `check_cycles_prolog_flag` which controls whether the toplevel handles or not cyclic terms. Flag is set to false by default (cycles not detected and handled) in order to speed up responses. (Daniel Cabeza)
- Modified `valid_solution/2` so that it asks no question when there are no pending choice points and the `prompt_alternatives_no_bindings` prolog flag is on. (Jose Morales)
- Now 'Y' can be used as well as 'y' to accept a solution of a query. (Daniel Cabeza)
- Added newline before `true` when displaying empty solutions. (Jose Morales)
- Multifile declarations of packages used by the toplevel were not properly handled. Fixed. (Daniel Cabeza)
- Fixed bug in output of bindings when current output changed.
- Changes so that including files in the toplevel (or loading packages) does not invoke an expansion of the ending `end_of_file`. This makes sense because the toplevel code is never completed, and thus no cleanup code of translations is invoked. (Daniel Cabeza)
- Compiler enhancements and bug fixes:
 - Added a command line option to `ciaoc` for generating code with runtime checks. (Daniel Cabeza)
 - Now the compiler reads assertions by default (when using the assertion package), and verifies their syntax. (Edison Mera)
 - Added option `-w` to `ciaoc` compiler to generate the WAM code of the specified prolog files. (Edison Mera)
 - Fixed bug in `exemaker`: now when `main/0` and `main/1` exists, `main/0` is always the program entry (before in modules either could be). (Daniel Cabeza)
 - Fixed bug: when compiling a file, if an imported file had no `itf` and it used the redefining declaration, the declaration was forgotten between the reading of the imported file (to get its interface) and its later compilation. By now those declarations are never forgotten, but perhaps it could be done better. (Daniel Cabeza)
 - The unloading of files kept some data related to them, which caused in some cases errors or warnings regarding module redefinitions. Now this is fixed. (Daniel Cabeza)
 - Undefined predicate warnings also for predicate calls qualified with current module (bug detected by Pawel Pietrzak). (Daniel Cabeza)
 - Fixed bug `debugger_include` (that is, now a change in a file included from a module which is debugged is detected when the module is reloaded). (Daniel Cabeza)
 - Fixed `a(B) :- _=B, b, c(B)` bug in compilation of unification. (Jose Morales)
- Improving general support for language extensions:
 - Every package starts with `:- package(...)` declaration now. This allows a clear distinction between packages, modules, and files that are just included; all of them using the same `.pl` extension. (Jose Morales)
 - Added priority in syntax translations. Users are not required to know the details of translations in order to use them (experimental: the the correct order for all the Ciao packages is still not fixed) (Jose Morales)

- Now the initialization of sentence translations is done in the translation package, when they are added. In this way, previous active translations cannot affect the initialization of new translations, and initializations are not started each time a new sentence translation is added. Additionally, now the initialization of sentence translations in the toplevel is done (there was a bug). (Daniel Cabeza)
- Added `addterm(Meta)` meta-data specification for the implementation of the changes to provide a correct `clause/2` predicate. (Daniel Cabeza)
- Generalized `addmodule` meta-data specification to `addmodule(Meta)`, `addmodule` is now an alias for `addmodule(?)`. Needed for the implementation of the changes to provide a correct `clause/2` predicate. (Daniel Cabeza)
- Improvements to system assertions:
 - Added regtype `basic_props:num_code/1` and more assertions to `basic_props.pl` (German Puebla)
 - Added trust assertion for `atomic_basic:number_codes/2` in order to have more accurate analysis info (first argument a number and second argument is a list of `num_codes`) (German Puebla)
 - Added some more binding insensitivity assertions in `basic_props.pl` (German Puebla)
 - Added the `basic_props:filter/2` property which is used at the global control level in order to guarantee termination. (German Puebla)
 - Added `equiv` assertion for `basiccontrol:fail/0` (German Puebla)
 - Modified `eval` assertion so that partial evaluation does not loop with ill-typed, semi-instantiated calls to `is/2` (this problem was reported some time ago) (German Puebla)
 - Replaced `true` assertions for arithmetic predicates with `trust` assertions (`arithmetic.pl`). (German Puebla)
 - Added assertions for `term_basic:'='/2` (the *not unification*) (German Puebla)
 - Added assertions for `lists:nth/3` predicate and `lists:reverse/3`. (German Puebla)
 - Changed calls to `atom/1` to `atm/1` in `c_itf_props:moddesc/1` (it is a regular type) (Jesus Correas)
 - `formulae:assert_body_type/1` switched to `prop`, it is not a `regtype`. (Jesus Correas)
 - Added assertions to `atom_concat/2`. (Jesus Correas)
 - Added some assertions to `dec10_io`, `lists`, `strings` libraries. (Jesus Correas)
 - Removed `check` from `pred` and `success` from many library assertions. (Jesus Correas)
 - Fixed a problem when reading multiple disjunction in assertions (`library/formulae.pl` and `lib/assertions/assrt_write.pl`). (Pawel Pietrzak)
 - Added/improved assertions in several modules under `lib/` (Pawel Pietrzak)
- Engine enhancements:
 - Added support for Ciao compilation in `ppc64` architecture. (Manuel Carro)
 - `sun4v` added in `ciao_get_arch`. (Amadeo Casas)

- Solved compilation issue in Sparc. (Manuel Carro, Amadeo Casas)
- Support for 64 bits Intel processor (in 32-bit compatibility mode). (Manuel Carro)
- Switched the default memory manager from linear to the binary tree version (which improves management of small memory blocks). (Remy Haemmerle)
- Using `mmap` in Linux/i86, Linux/Sparc and Mac OS X (Manuel Carro)
- A rename of the macro `REGISTER` to `CIAO_REGISTER`. There have been reports of the macro name clashing with an equally-named one in third-party packages (namely, the PPL library). (Manuel Carro)
- A set of macros `CIAO_REG_n` (`n` currently goes from 1 to 4, but it can be enlarged) to force the GCC compiler to store a variable in a register. This includes assignments of hardware registers for `n = 1` to `3`, in seemingly ascending order of effectiveness. See comments in `registers.h` (Manuel Carro)
- An assignment of (local) variables to be definitely stored in registers for some (not all) functions in the engine – notably `wam.c`. These were decided making profiling of C code to find out bottlenecks and many test runs with different assignments of C variables to registers. (Manuel Carro)
- Changed symbol name to avoid clashes with other third-party packages (such as `minisat`). (Manuel Carro)
- Fixed a memory alignment problem (for RISC architectures where words must be word-aligned, like Sparc). (Jose Morales)
- Unifying some internal names (towards merge with `optim_comp` experimental branch). (Jose Morales)
- Attributed variables:
 - Attributes of variables are correctly displayed in the toplevel even if they contain cyclic terms. Equations added in order to define cyclic terms in attributes are output after the attributes, and do use always new variable names (doing otherwise was very involved). (Daniel Cabeza)
 - `lib/attrdump.pl`: The library now works for infinite (cyclic) terms. (Daniel Cabeza)
 - Changed multifile predicate `dump/3` to `dump_constraints/3`. (Daniel Cabeza)
 - Added `copy_extract_attr_nc/3` which is a faster version of `copy_extract_attr/3` but does not handle cyclic terms properly. (Daniel Cabeza)
 - Added `term_basic:copy_term_nat/2` to copy a term taking out attributes. (Daniel Cabeza)
- Documentation:
 - Added `deprecated/1`. (Manuel Hermenegildo)
 - Improvements to documentation of `rtchecks` and tests. (Manuel Hermenegildo)
 - Many updates to manuals: dates, copyrights, etc. Some text updates also. (Manuel Hermenegildo)
 - Fixed all manual generation errors reported by LPdoc (still a number of warnings and notes left). (Manuel Hermenegildo)
 - Adding some structure (minor) to all manuals (Ciao, LPdoc, CiaoPP) using new LPdoc `doc_structure/1`. (Jose Morales)
- Ciao Website:

- Redesigned the Ciao website. It is generated again through LPdoc, but with new approach. (Jose Morales)

Version 1.13 (2005/7/3, 19:55:53 CEST)

New development version after 1.12. (Jose Morales)

Version 1.12 (2005/7/3, 18:50:50 CEST)

Temporary version before transition to SVN. (Jose Morales)

Version 1.11#1 (2003/4/4, 18:30:31 CEST)

New development version to begin the builtin modularization (Jose Morales)

Version 1.10#8 (2007/1/28, 18:1:27 CEST)

Backports and bug fixes to stable 1.10:

- Changes to make Ciao 1.10 compile with the latest GCC releases.
- Imported from `CiaoDE/branches/CiaoDE-memory_management-20051016`, changes from revisions 4909 to 4910: Changes to make Ciao issue a better message at startup if the allocated memory does not fall within the limits precomputed at compile time (plus some code tidying).
- Port of revisions 5415, 5426, 5431, 5438, 5546, 5547 applied to Ciao 1.13 to Ciao 1.10 in order to make it use `mmap()` when possible and to make it compile on newer Linux kernels. Tested in Ubuntu, Fedora (with older kernel) and MacOSX.
- Configuration files for DARWIN (ppc) and 64-bit platforms (Intel and Sparc, both in 32-bit compatibility mode).
- Force the creation of the module containing the foreign interface compilation options before they are needed.

Version 1.10 (2004/7/29, 16:12:3 CEST)

- Classical prolog mode as default behavior.
- Emacs-based environment improved.
 - Improved emacs inferior (interaction) mode for Ciao and CiaoPP.
 - Xemacs compatibility improved (thanks to A. Rigo).
 - New icons and modifications in the environment for the preprocessor.
 - Icons now installed in a separate dir.
 - Compatibility with newer versions of `Cygwin`.
 - Changes to programming environment:
 - Double-click startup of programming environment.
 - Reorganized menus: help and customization grouped in separate menus.
 - Error location extended.
 - Automatic/Manual location of errors produced when running Ciao tools now customizable.
 - Presentation of CiaoPP preprocessor output improved.
 - Faces and coloring improved:
 - Faces for syntax-based highlighting more customizable.
 - Syntax-based coloring greatly improved. Literal-level assertions also correctly colored now.
 - Syntax-based coloring now also working on ASCII terminals (for newer versions of emacs).

- Listing user-defined directives allowed to be colored in special face.
- Syntax errors now colored also in inferior buffers.
- Customizable faces now appear in the documentation.
- Added new tool bar button (and binding) to refontify block/buffer.
- Error marks now cleared automatically also when generating docs.
- Added some fixes to hooks in lpdock buffer.
- Bug fixes in compiler.
 - Replication of clauses in some cases (thanks to S. Craig).
- Improvements related to supported platforms
 - Compilation and installation in different platforms have been improved.
 - New Mac OS X kernels supported.
- Improvement and bugs fixes in the engine:
 - Got rid of several segmentation violation problems.
 - Number of significant decimal digits to be printed now computed accurately.
 - Added support to test conversion of a Ciao integer into a machine int.
 - Unbound length atoms now always working.
 - C interface .h files reachable through a more standard location (thanks to R. Bagnara).
 - Compatibility with newer versions of gcc.
- New libraries and utilities added to the system:
 - Factsdb: facts defined in external files can now be automatically cached on-demand.
 - Symfnames: File aliasing to internal streams added.
- New libraries added (in beta state):
 - fd: clp(FD)
 - xml_path: XML querying and transformation to Prolog.
 - xdr_handle: XDR schema to HTML forms utility.
 - ddlist: Two-way traversal list library.
 - gnuplot: Interface to GnuPlot.
 - time_analyzer: Execution time profiling.
- Some libraries greatly improved:
 - Interface to Tcl/Tk very improved.
 - Corrected many bugs in both interaction Prolog to Tcl/Tk and vice-versa.
 - Execution of Prolog goals from TclTk revamped.
 - Treatment of Tcl events corrected.
 - Predicate `tcl_eval/3` now allows the execution of Tcl procedures running multiple Prolog goals.
 - Documentation heavily reworked.
 - Fixed unification of prolog goals run from the Tcl side.
 - Pillow library improved in many senses.
 - HTTP media type parameter values returned are always strings now, not atoms.

- Changed `verbatim()` pillow term so that newlines are translated to `
`.
- Changed management of cookies so that special characters in values are correctly handled.
- Added predicate `url_query_values/2`, reversible. Predicate `url_query/2` now obsolete.
- Now attribute values in tags are escaped to handle values which have double quotes.
- Improved `get_form_input/1` and `url_query/2` so that names of parameters having unusual characters are always correctly handled.
- Fixed bug in tokenizer regarding non-terminated single or multiple-line comments. When the last line of a file has a single-line comment and does not end in a newline, it is accepted as correct. When an open-comment `/*` sequence is not terminated in a file, a syntax error exception is thrown.
- Other libraries improved:
 - Added `native_props` to assertions package and included `nonground/1`.
 - In `atom2terms`, changed interpretation of double quoted strings so that they are not parsed to terms.
 - Control on exceptions improved.
 - Added `native/1,2` to `basic_props`.
 - Davinci error processing improved.
 - Foreign predicates are now automatically declared as implementation-defined.
 - In lists, added `cross_product/2` to compute the cartesian product of a list of lists. Also added `delete_non_ground/3`, enabling deletion of nonground terms from a list.
 - In `llists` added `transpose/2` and changed `append/2` implementation with a much more efficient code.
 - The `make` library has been improved.
 - In `persdb`, added `pretractall_fact/1` and `retractall_fact/1` as `persdb` native capabilities.
 - Improved behavior with user environment from `persdb`.
 - In `persdb`, added support for `persistent_dir/4`, which includes arguments to specify permission modes for persistent directory and files.
 - Some minor updates in `persdb_sql`.
 - Added treatment of operators and `module:pred` calls to `pretty-printer`.
 - Updated report of read of syntax errors.
 - File locking capabilities included in `open/3`.
 - Several improvements in library system.
 - New input/output facilities added to sockets.
 - Added `most_specific_generalization/3` and `most_general_instance/3` to `terms_check`.
 - Added `sort_dict/2` to library `vndict`.
 - The `xref` library now treats also empty references.
- Miscellaneous updates:
 - Extended documentation in libraries `actmods`, `arrays`, `foreign_interface`, `javall`, `persdb_mysql`, `prolog_sys`, `old_database`, and `terms_vars`.

Version 1.9 (2002/5/16, 23:17:34 CEST)

New development version after stable 1.8p0 (MCL, DCG)

Version 1.8 (2002/5/16, 21:20:27 CEST)

- Improvements related to supported platforms:
 - Support for Mac OS X 10.1, based on the Darwin kernel.
 - Initial support for compilation on Linux for Power PC (contributed by Paulo Moura).
 - Workaround for incorrect C compilation while using newer (> 2.95) gcc compilers.
 - .bat files generated in Windows.
- Changes in compiler behavior and user interface:
 - Corrected a bug which caused wrong code generation in some cases.
 - Changed execution of initialization directives. Now the initialization of a module/file never runs before the initializations of the modules from which the module/file imports (excluding circular dependences).
 - The engine is more intelligent when looking for an engine to execute byte-code; this caters for a variety of situations when setting explicitly the CIAOLIB environment variable.
 - Fixed bugs in the toplevel: behaviour of `module:main` calls and initialization of a module (now happens after related modules are loaded).
 - Layout char not needed any more to end Prolog files.
 - Syntax errors now disable .itf creation, so that they show next time the code is used without change.
 - Redefinition warnings now issued only when an unqualified call is seen.
 - Context menu in Windows can now load a file into the toplevel.
 - Updated Windows installation in order to run CGI executables under Windows: a new information item is added to the registry.
 - Added new directories found in recent Linux distributions to INFOPATH.
 - Emacs-based environment and debugger improved:
 - Errors located immediately after code loading.
 - Improved `ciao-check-types-modes` (preprocessor progress now visible).
 - Fixed loading regions repeatedly (no more predicate redefinition warnings).
 - Added entries in `ciaoopp` menu to set verbosity of output.
 - Fixed some additional xemacs compatibility issues (related to searches).
 - Errors reported by inferior processes are now explored in forward order (i.e., the first error reported is the first one highlighted). Improved tracking of errors.
 - Specific tool bar now available, with icons for main functions (works from emacs 21.1 on). Also, other minor adaptations for working with emacs 21.1 and later.
 - Debugger faces are now locally defined (and better customization). This also improves compatibility with xemacs (which has different faces).
 - Direct access to a common use of the preprocessor (checking modes/types and locating errors) from toolbar.
 - Inferior modes for Ciao and CiaoPP improved: contextual help turned on by default.

- Fixes to set-query. Also, previous query now appears in prompt.
- Improved behaviour of stored query.
- Improved behaviour of recentering, finding errors, etc.
- Wait for prompt has better termination characteristics.
- Added new interactive entry points (M-x): `ciao`, `prolog`, `ciaopp`.
- Better tracking of last inferior buffer used.
- Miscellaneous bugs removed; some colors changed to adapt to different Emacs versions.
- Fixed some remaining incompatibilities with `xemacs`.
- `:- doc` now also supported and highlighted.
- Eliminated need for `calendar.el`
- Added some missing library directives to `fontlock` list, organized this better.
- New libraries added to the system:
 - `hiord`: new library which needs to be loaded in order to use higher-order `call/N` and `P(X)` syntax. Improved model for predicate abstractions.
 - `fuzzy`: allows representing fuzzy information in the form of Prolog rules.
 - `use_url`: allows loading a module remotely by using a WWW address of the module source code
 - `andorra`: alternative search method where goals which become deterministic at run time are executed before others.
 - `iterative deepening (id)`: alternative search method which makes a depth-first search until a predetermined depth is reached. Complete but in general cheaper than breadth first.
 - `det_hook`: allows making actions when a deterministic situation is reached.
 - `ProVRML`: read VRML code and translate it into Prolog terms, and the other way around.
 - `io_alias_redirection`: change where `stdin/stdout/stderr` point to from within Ciao programs.
 - `tcl.tk`: an interface to Tcl/Tk programs.
 - `tcl.tk_obj`: object-based interface to Tcl/Tk graphical objects.
 - `CiaoPP`: options to interface with the CiaoPP Prolog preprocessor.
- Some libraries greatly improved:
 - `WebDB`: utilities to create WWW-based database interfaces.
 - Improved java interface implementation (this forced renaming some interface primitives).
 - User-transparent persistent predicate database revamped:
 - Implemented `passerta_fact/1` (`asserta_fact/1`).
 - Now it is never necessary to explicitly call `init_persdb`, a call to `initialize_db` is only needed after dynamically defining facts of persistent_dir/2. Thus, `pcurrent_fact/1` predicate eliminated.
 - Facts of persistent predicates included in the program code are now included in the persistent database when it is created. They are ignored in successive executions.
 - Files where persistent predicates reside are now created inside a directory named as the module where the persistent predicates are defined, and are named as `F_A*` for predicate `F/A`.

- Now there are two packages: `persdb` and `'persdb/ll'` (for low level). In the first, the standard builtins `asserta_fact/1`, `assertz_fact/1`, and `retract_fact/1` are replaced by new versions which handle persistent data predicates, behaving as usual for normal data predicates. In the second package, predicates with names starting with `'p'` are defined, so that there is not overhead in calling the standard builtins.
 - Needed declarations for `persistent_dir/2` are now included in the packages.
- SQL now works with `mysql`.
- `system`: expanded to contain more predicates which act as interface to the underlying system / operating system.
- Other libraries improved:
 - `xref`: creates cross-references among Prolog files.
 - `concurrency`: new predicates to create new concurrent predicates on-the-fly.
 - `sockets`: bugs corrected.
 - `objects`: concurrent facts now properly recognized.
 - `fast read/write`: bugs corrected.
 - Added `'webbased'` protocol for active modules: publication of active module address can now be made through WWW.
 - Predicates in `library(dynmods)` moved to `library(compiler)`.
 - Expansion and meta predicates improved.
 - Pretty printing.
 - Assertion processing.
 - Module-qualified function calls expansion improved.
 - Module expansion calls goal expansion even at runtime.
- Updates to builtins (there are a few more; these are the most relevant):
 - Added a `prolog_flag` to retrieve the version and patch.
 - `current_predicate/1` in `library(dynamic)` now enumerates non-engine modules, `prolog_sys:current_predicate/2` no longer exists.
 - `exec/*` bug fixed.
 - `srandom/1` bug fixed.
- Updates for C interface:
 - Fixed bugs in already existing code.
 - Added support for creation and traversing of Prolog data structures from C predicates.
 - Added support for raising Prolog exceptions from C predicates.
 - Preliminary support for calling Prolog from C.
- Miscellaneous updates:
 - Installation made more robust.
 - Some pending documentation added.
 - `'ciao'` script now adds (locally) to path the place where it has been installed, so that other programs can be located without being explicitly in the `$PATH`.
 - Loading programs is somewhat faster now.
 - Some improvement in printing path names in Windows.

Version 1.7 (2000/7/12, 19:1:20 CEST)

Development version following even 1.6 distribution.

Version 1.6 (2000/7/12, 18:55:50 CEST)

- Source-level debugger in emacs, breakpts.
- Emacs environment improved, added menus for Ciaopp and LPDoc.
- Debugger embeddable in executables.
- Stand-alone executables available for UNIX-like operating systems.
- Many improvements to emacs interface.
- Menu-based interface to autodocumenter.
- Threads now available in Win32.
- Many improvements to threads.
- Modular clp(R) / clp(Q).
- Libraries implementing And-fair breadth-first and iterative deepening included.
- Improved syntax for predicate abstractions.
- Library of higher-order list predicates.
- Better code expansion facilities (macros).
- New delay predicates (when/2).
- Compressed object code/executables on demand.
- The size of atoms is now unbound.
- Fast creation of new unique atoms.
- Number of clauses/predicates essentially unbound.
- Delayed goals with freeze restored.
- Faster compilation and startup.
- Much faster fast write/read.
- Improved documentation.
- Other new libraries.
- Improved installation/deinstallation on all platforms.
- Many improvements to autodocumenter.
- Many bug fixes in libraries and engine.

Version 1.5 (1999/11/29, 16:16:23 MEST)

Development version following even 1.4 distribution.

Version 1.4 (1999/11/27, 19:0:0 MEST)

- Documentation greatly improved.
- Automatic (re)compilation of foreign files.
- Concurrency primitives revamped; restored &Prolog-like multiengine capability.
- Windows installation and overall operation greatly improved.
- New version of O'Ciao class/object library, with improved performance.
- Added support for "predicate abstractions" in call/N.
- Implemented reexportation through reexport declarations.
- Changed precedence of importations, last one is now higher.
- Modules can now implicitly export all predicates.
- Many minor bugs fixed.

Version 1.3 (1999/6/16, 17:5:58 MEST)

Development version following even 1.2 distribution.

Version 1.2 (1999/6/14, 16:54:55 MEST)

Temporary version distributed locally for extensive testing of reexportation and other 1.3 features.

Version 1.1 (1999/6/4, 13:30:37 MEST)

Development version following even 1.0 distribution.

Version 1.0 (1999/6/4, 13:27:42 MEST)

- Added Tcl/Tk interface library to distribution.
- Added `push_prolog_flag/2` and `pop_prolog_flag/1` declarations/builtins.
- Filename processing in Windows improved.
- Added `redefining/1` declaration to avoid redefining warnings.
- Changed `syntax/1` declaration to `use_package/1`.
- Added `add_clause_trans/1` declaration.
- Changed format of `.itf` files such that a '+' stands for all the standard imports from engine, which are included in `c.itf` source internally (from `engine(builtin_exports)`). Further changes in `itf` data handling, so that once an `.itf` file is read in a session, the file is cached and next time it is needed no access to the file system is required.
- Many bugs fixed.

Version 0.9 (1999/3/10, 17:3:49 CET)

- Test version before 1.0 release. Many bugs fixed.

Version 0.8 (1998/10/27, 13:12:36 MET)

- Changed compiler so that only one pass is done, eliminated `.dep` files.
- New concurrency primitives.
- Changed assertion comment operator to `#`.
- Implemented higher-order with `call/N`.
- Integrated SQL-interface to external databases with persistent predicate concept.
- First implementation of object oriented programming package.
- Some bugs fixed.

Version 0.7 (1998/9/15, 12:12:33 MEST)

- Improved debugger capabilities and made easier to use.
- Simplified assertion format.
- New arithmetic functions added, which complete all ISO functions.
- Some bugs fixed.

Version 0.6 (1998/7/16, 21:12:7 MET DST)

- Defining other path aliases (in addition to 'library') which can be loaded dynamically in executables is now possible.
- Added the possibility to define multifile predicates in the shell.
- Added the possibility to define dynamic predicates dynamically.
- Added `addmodule` meta-argument type.
- Implemented persistent data predicates.
- New version of PiLLoW WWW library (XML, templates, etc.).
- Ported active modules from "distributed Ciao" (independent development version of Ciao).
- Implemented lazy loading in executables.

- Modularized engine(builtin).
- Some bugs fixed.

Version 0.5 (1998/3/23)

- First Windows version.
- Integrated debugger in toplevel.
- Implemented DCG's as (Ciao-style) expansions.
- Builtins renamed to match ISO-Prolog.
- Made ISO the default syntax/package.

Version 0.4 (1998/2/24)

- First version with the new Ciao emacs mode.
- Full integration of concurrent engine and compiler/library.
- Added new_declaration/1 directive.
- Added modular syntax enhancements.
- Shell script interpreter separated from toplevel shell.
- Added new compilation warnings.

Version 0.3 (1997/8/20)

- Ciao builtins modularized.
- New prolog flags can be defined by libraries.
- Standalone comand-line compiler available, with automatic "make".
- Added assertions and regular types.
- First version using the automatic documentation generator.

Version 0.2 (1997/4/16)

- First module system implemented.
- Implemented exceptions using catch/3 and throw/1.
- Added functional & record syntax.
- Added modular sentence, term, and goal translations.
- Implemented attributed variables.
- First CLPQ/CLPR implementation.
- Added the possibility of linking external .so files.
- Changes in syntax to allow P(X) and "string"||L.
- Changed to be closer to ISO-Prolog.
- Implemented Prolog shell scripts.
- Implemented data predicates.

Version 0.1 (1997/2/13)

First fully integrated, standalone Ciao distribution. Based on integrating into an evolution of the &-Prolog engine/libraries/preprocessor [Her86,HG91] many functionalities from several previous independent development versions of Ciao [HC93,HC94,HCC95,Bue95,CLI95,HBdlBP95,HBC96,CHV96b,HBC99].

2 Getting started on Un*x-like machines

Author(s): Manuel Hermenegildo.

This part guides you through some very basic first steps with Ciao on a Un*x-like system. It assumes that Ciao is already installed correctly on your Un*x system. If this is not the case, then follow the instructions in Chapter 234 [Installing Ciao from the source distribution], page 1129 first.

We start with by describing the basics of using Ciao from a normal command shell such as `sh/bash`, `csh/tcsh`, etc. We strongly recommend reading also Section 2.4 [An introduction to the Ciao emacs environment (Un*x)], page 32 for the basics on using Ciao under `emacs`, which is a much simpler and much more powerful way of developing Ciao programs, and has the advantage of offering an almost identical environment under Un*x and Windows.

2.1 Testing your Ciao Un*x installation

It is a good idea to start by performing some tests to check that Ciao is installed correctly on your system (these are the same tests that you are instructed to do during installation, so you can obviously skip them if you have done them already at that time). If any of these tests do not succeed either your environment variables are not set properly (see Section 2.2 [Un*x user setup], page 29 for how to fix this):

- Typing `ciao` (or `ciaosh`) should start the typical Prolog-style top-level shell.
- In the top-level shell, Ciao library modules should load correctly. Type for example `use_module(library(dec10_io))` –you should get back a prompt with no errors reported.
- To exit the top level shell, type `halt.` as usual, or `⌘D`.
- Typing `ciaoc` should produce the help message from the Ciao standalone compiler.
- Typing `ciao-shell` should produce a message saying that no code was found. This is a Ciao application which can be used to write scripts written in Ciao, i.e., files which do not need any explicit compilation to be run.

Also, the following documentation-related actions should work:

- If the `info` program is installed, typing `info` should produce a list of manuals which *should include Ciao manual(s) in a separate area* (you may need to log out and back in so that your shell variables are reinitialized for this to work).
- Opening with a WWW browser (e.g., `netscape`) the directory or URL corresponding to the `DOCDIR` setting should show a series of Ciao-related manuals. Note that *style sheets* should be activated for correct formatting of the manual.
- Typing `man ciao` should produce a man page with some very basic general information on Ciao (and pointing to the on-line manuals).
- The `DOCDIR` directory should contain the manual also in the other formats such as `postscript` or `pdf` which specially useful for printing. See Section 2.3.7 [Printing manuals (Un*x)], page 32 for instructions.

2.2 Un*x user setup

If the tests above have succeeded, the system is probably installed correctly and your environment variables have been set already. In that case you can skip to the next section.

Otherwise, if you have not already done so, make the following modifications in your startup scripts, so that these files are used (<LIBROOT> must be replaced with the appropriate value, i.e., where the Ciao library is installed):

- For users a *csh-compatible shell* (`csh`, `tcsh`, ...), add to `~/.cshrc`:

```
if ( -e <v>libroot</v>/ciao/DOTcshrc ) then
  source <v>libroot</v>/ciao/DOTcshrc
endif
```

Note: while this is recognized by the terminal shell, and therefore by the text-mode Emacs which comes with Mac OS X, the Aqua native Emacs 21 does not recognize that initialization. It is thus necessary, at this moment, to set manually the Ciao shell (ciaosh) and Ciao library location by hand. This can be done from the Ciao menu within Emacs after a Ciao file has been loaded. We believe that the reason is that Mac OS X does not actually consult the per-user initialization files on startup. It should also be possible to put the right initializations in the .emacs file using the `setenv` function of Emacs-lisp, as in

```
(setenv "CIAOLIB" "<v>libroot</v>/ciao")
```

The same can be done for the rest of the variables initialized in `<v>libroot</v>/ciao/DOTcshrc`

- For users of an *sh-compatible shell* (`sh`, `bash`, ...), the installer will add to `~/ .bashrc` the next lines:

```
if [ -f <v>libroot</v>/ciao/DOTprofile ]; then
  . <v>libroot</v>/ciao/DOTprofile
fi
```

This will set up things so that the Ciao executables are found and you can access the Ciao system manuals using the `info` command. Note that, depending on your shell, *you may have to log out and back in* for the changes to take effect.

- Also, if you use `emacs` (highly recommended) the install will add the next line to your `~/ .emacs` file:

```
(load-file "<v>libroot</v>/ciao/ciao-mode-init.el")
(if (file-exists-p "<v>libroot</v>/ciao/ciao-mode-init.el")
    (load-file "<v>libroot</v>/ciao/ciao-mode-init.el")
)
```

If after following these steps things do not work properly, then the installation was probably not completed properly and you may want to try reinstalling the system.

2.3 Using Ciao from a Un*x command shell

2.3.1 Starting/exiting the top-level shell (Un*x)

The basic methods for starting/exiting the top-level shell have been discussed above. If upon typing `ciao` you get a “command not found” error or you get a longer message from Ciao before starting, it means that either Ciao was not installed correctly or your environment variables are not set up properly. Follow the instructions on the message printed by Ciao or refer to the installation instructions regarding user-setup for details.

2.3.2 Getting help (Un*x)

The basic methods for accessing the manual on-line have also been discussed above. Use the table of contents and the indices of *predicates*, *libraries*, *concepts*, etc. to find what you are looking for. Context-sensitive help is available within the `emacs` environment (see below).

2.3.3 Compiling and running programs (Un*x)

Once the shell is started, you can compile and execute modules inside the interactive top-level shell in the standard way. E.g., type `use_module(file).`, `use_module(library(file)).` for

library modules, `ensure_loaded(file)` for files which are not modules, and `use_package(file)` for library packages (these are syntactic/semantic packages that extend the Ciao language in many different ways). Note that the use of `compile/1` and `consult/1` is discouraged in Ciao.

For example, you may want to type `use_package(iso)` to ensure Ciao has loaded all the ISO builtins (whether this is done by default or not depends on your `.ciaorc` file). Do not worry about any “module already in executable” messages –these are normal and simply mean that a certain module is already pre-loaded in the top-level shell. At this point, typing `write(hello)` should work.

Note that some predicates that may be built-ins in typical Prolog implementations are available through libraries in Ciao. This facilitates making small executables.

To change the working directory to, say, the `examples` directory in the Ciao root directory, first do:

```
?- use_module(library(system)).
```

(loading the `system` library makes a number of system-related predicates such as `cd/1` accessible) and then:

```
?- cd('$/examples').
```

(in Ciao the sequence `$/` at the beginning of a path name is replaced by the path of the Ciao root directory).

For more information see Chapter 5 [The interactive top-level shell], page 49.

2.3.4 Generating executables (Un*x)

Executables can be generated from the top-level shell (using `make_exec/2`) or using the standalone compiler (`ciaoc`). To be able to make an executable, the file should define the predicate `main/1` (or `main/0`), which will be called upon startup (see the corresponding manual section for details). In its simplest use, given a top-level `foo.pl` file for an application, the compilation process produces an executable `foo`, automatically detecting which other files used by `foo.pl` need recompilation.

For example, within the `examples` directory, you can type:

```
?- make_exec(hw,_).
```

which should produce an executable. Typing `hw` in a shell (or double-clicking on the icon from a graphical window) should execute it.

For more information see Chapter 5 [The interactive top-level shell], page 49 and Chapter 4 [The stand-alone command-line compiler], page 41.

2.3.5 Running Ciao scripts (Un*x)

Ciao allows writing scripts. These are files containing Ciao source but which get executed without having to explicitly compile them (in the same way as, e.g., `.bat` files or programs in scripting languages). As an example, you can run the file `hw` in the `examples` directory of the Ciao distribution and look at the source with an editor. You can try changing the `Hello world` message and running the program again (no need to recompile!).

As you can see, the file should define the predicate `main/1` (not `main/0`), which will be called upon startup. The two header lines are necessary in Un*x in. In Windows you can leave them in or you can take them out, but you need to rename the script to `hw.pls`. Leaving the lines in has the advantage that the script will also work in Un*x without any change.

For more information see Chapter 8 [The script interpreter], page 71.

2.3.6 The Ciao initialization file (Un*x)

The Ciao toplevel can be made to execute upon startup a number of commands (such as, e.g., loading certain files or setting certain Ciao flags) contained in an initialization file. This file should be called `.ciaorc` and placed in your *home* directory (e.g., `~`, the same in which the `.emacs` file is put). You may need to set the environment variable `HOME` to the path of this directory for the Ciao toplevel shell to be able to locate this file on startup.

2.3.7 Printing manuals (Un*x)

As mentioned before, the manual is available in several formats in the `reference` directory within the `doc` directory in the Ciao distribution, including `postscript` or `pdf`, which are specially useful for printing. These files are also available in the `DOCDIR` directory specified during installation. Printing can be done using an application such as `ghostview` (freely available from <http://www.cs.wisc.edu/~ghost/index.html>) or `acrobat reader` (<http://www.adobe.com>, only pdf).

2.4 An introduction to the Ciao emacs environment (Un*x)

While it is easy to use Ciao with any editor of your choice, using it within the `emacs` editor/program development system is highly recommended: Ciao includes an `emacs mode` which provides a very complete *application development environment* which greatly simplifies many program development tasks. See Chapter 18 [Using Ciao inside GNU emacs], page 95 for details on the capabilities of `ciao/emacs` combination.

If the (freely available) `emacs` editor/environment is not installed in your system, we highly recommend that you also install it at this point (there are instructions for where to find `emacs` and how to install it in the Ciao installation instructions). After having done this you can try for example the following things:

- A few basic things:
 - Typing `(^H) (i)` (or in the menus `Help->Manuals->Browse Manuals with Info`) should open a list of manuals in info format in which the Ciao manual(s) should appear.
 - When opening a Ciao file, i.e., a file with `.pl` or `.pls` ending, using `(^X) (^F) filename` (or using the menus) the code should appear highlighted according to syntax (e.g., comments in red), and `Ciao/Prolog` menus should appear in the menu bar on top of the `emacs` window.
 - Loading the file using the `Ciao/Prolog` menu (or typing `(^C) (i)`) should start in another `emacs` buffer the Ciao toplevel shell and load the file. You should now be able to switch the the toplevel shell and make queries from within `emacs`.

Note: when using `emacs` it is *very convenient* to swap the locations of the (normally not very useful) `(Caps Lock)` key and the (very useful in `emacs`) `(Ctrl)` key on the keyboard. How to do this is explained in the `emacs` frequently asked questions FAQs (see the `emacs` download instructions for their location).

(if these things do not work the system or `emacs` may not be installed properly).

- You can go to the location of most of the errors that may be reported during compilation by typing `(^C) (i)`.
- You can also, e.g., create executables from the `Ciao/Prolog` menu, as well as compile individual files, or generate active modules.
- Loading a file for source-level debugging using the `Ciao/Prolog` menu (or typing `(^C) (d)`) and then issuing a query should start the source-level debugger and move a marker on the code in a window while execution is stepped through in the window running the Ciao top level.

- You can add the lines needed in Un*x for turning any file defining `main/1` into a script from the Ciao/Prolog menu or by typing `(^C) (I) (S)`.
- You can also work with the preprocessor and auto-documenter directly from emacs: see their manuals or browse through the corresponding menus that appear when editing `.pl` files.

We encourage you once more to read Chapter 18 [Using Ciao inside GNU emacs], page 95 to discover the many other functionalities of this environment.

2.5 Keeping up to date (Un*x)

You may want to read Chapter 236 [Beyond installation], page 1143 for instructions on how to sign up on the Ciao user's mailing list, receive announcements regarding new versions, download new versions, report bugs, etc.

3 Getting started on Windows machines

Author(s): Manuel Hermenegildo.

This part guides you through some very basic first steps with Ciao on an MSWindows (“Win32”) system. It assumes that Ciao is already installed correctly on your Windows system. If this is not the case, then follow the instructions in Chapter 235 [Installing Ciao from a Win32 binary distribution], page 1139 (or Chapter 234 [Installing Ciao from the source distribution], page 1129) first.

We start with by describing the basics of using Ciao from the Windows explorer and/or a DOS command shell. We strongly recommend reading also Section 3.3 [An introduction to the Ciao emacs environment (Win32)], page 37 for the basics on using Ciao under `emacs`, which is a much simpler and much more powerful way of developing Ciao programs, and has the advantage of offering an almost identical environment under Windows and Un*x.

3.1 Testing your Ciao Win32 installation

It is a good idea to start by performing some tests to check that Ciao is installed correctly on your system (these are the same tests that you are instructed to do during installation, so you can obviously skip them if you have done them already at that time):

- Ciao-related file types (`.pl` source files, `.cpx` executables, `.itf`, `.po`, `.asr` interface files, `.pls` scripts, etc.) should have specific icons associated with them (you can look at the files in the folders in the Ciao distribution to check).
- Double-clicking on the shortcut to `ciaosh(.cpx)` on the desktop should start the typical Prolog-style top-level shell in a window. If this shortcut has not been created on the desktop, then double-clicking on the `ciaosh(.cpx)` icon inside the `shell` folder within the Ciao source folder should have the same effect.
- In the top-level shell, Ciao library modules should load correctly. Type for example `use_module(library(dec10_io)).` at the Ciao top-level prompt –you should get back a prompt with no errors reported.
- To exit the top level shell, type `halt.` as usual, or `(^D)`.

Also, the following documentation-related actions should work:

- Double-clicking on the shortcut to `ciao(.html)` which appears on the desktop should show the Ciao manual in your default WWW browser. If this shortcut has not been created you can double-click on the `ciao(.html)` file in the `doc\reference\ciao_html` folder inside the Ciao source folder. Make sure you configure your browser to use *style sheets* for correct formatting of the manual (note, however, that some older versions of Explorer did not support style sheets well and will give better results turning them off).
- The `doc\reference` folder contains the manual also in the other formats present in the distribution, such as `info` (very convenient for users of the `emacs` editor/program development system) and `postscript` or `pdf`, which are specially useful for printing. See Section 3.2.7 [Printing manuals (Win32)], page 37 for instructions.

3.2 Using Ciao from the Windows explorer and command shell

3.2.1 Starting/exiting the top-level shell (Win32)

The basic methods for starting/exiting the top-level shell have been discussed above. The installation script also leaves a `ciaosh(.bat)` file inside the `shell` folder of the Ciao distribution which can be used to start the top-level shell from the command line in Windows systems.

3.2.2 Getting help (Win32)

The basic methods for accessing the manual on-line have also been discussed above. Use the table of contents and the indices of *predicates*, *libraries*, *concepts*, etc. to find what you are looking for. Context-sensitive help is available within the `emacs` environment (see below).

3.2.3 Compiling and running programs (Win32)

Once the shell is started, you can compile and execute Ciao modules inside the interactive toplevel shell in the standard way. E.g., type `use_module(file).`, `use_module(library(file)).` for library modules, `ensure_loaded(file).` for files which are not modules, and `use_package(file).` for library packages (these are syntactic/semantic packages that extend the Ciao language in many different ways). Note that the use of `compile/1` and `consult/1` is discouraged in Ciao.

For example, you may want to type `use_package(iso)` to ensure Ciao has loaded all the ISO builtins (whether this is done by default or not depends on your `.ciaorc` file). Do not worry about any “module already in executable” messages –these are normal and simply mean that a certain module is already pre-loaded in the toplevel shell. At this point, typing `write(hello).` should work.

Note that some predicates that may be built-ins in typical Prolog implementations are available through libraries in Ciao. This facilitates making small executables.

To change the working directory to, say, the `examples` directory in the Ciao source directory, first do:

```
?- use_module(library(system)).
```

(loading the `system` library makes a number of system-related predicates such as `cd/1` accessible) and then:

```
?- cd('$/examples').
```

(in Ciao the sequence `$/` at the beginning of a path name is replaced by the path of the Ciao root directory).

For more information see Chapter 5 [The interactive top-level shell], page 49.

3.2.4 Generating executables (Win32)

Executables can be generated from the toplevel shell (using `make_exec/2`) or using the standalone compiler (`ciaoc(.cpx)`, located in the `ciaoc` folder). To be able to make an executable, the file should define the predicate `main/1` (or `main/0`), which will be called upon startup (see the corresponding manual section for details).

For example, within the `examples` directory, you can type:

```
?- make_exec(hw,_).
```

which should produce an executable. Double-clicking on this executable should execute it.

Another way of creating Ciao executables from source files is by right-clicking on `.pl` files and choosing “make executable”. This uses the standalone compiler (this has the disadvantage, however, that it is sometimes difficult to see the error messages).

For more information see Chapter 5 [The interactive top-level shell], page 49 and Chapter 4 [The stand-alone command-line compiler], page 41.

3.2.5 Running Ciao scripts (Win32)

Double-clicking on files ending in `.pls`, *Ciao scripts*, will also execute them. These are files containing Ciao source but which get executed without having to explicitly compile them (in the same way as, e.g., `.bat` files or programs in scripting languages). As an example, you can double-click on the file `hw.pls` in the `examples` folder and look at the source with an editor. You can try changing the `Hello world` message and double-clicking again (no need to recompile!).

As you can see, the file should define the predicate `main/1` (not `main/0`), which will be called upon startup. The two header lines are only necessary in `Un*x`. In Windows you can leave them in or you can take them out, but leaving them in has the advantage that the script will also work in `Un*x` without any change.

For more information see Chapter 8 [The script interpreter], page 71.

3.2.6 The Ciao initialization file (Win32)

The Ciao toplevel can be made to execute upon startup a number of commands (such as, e.g., loading certain files or setting certain Ciao flags) contained in an initialization file. This file should be called `.ciaorc` and placed in your *home* folder (e.g., the same in which the `.emacs` file is put). You may need to set the environment variable `HOME` to the path of this folder for the Ciao toplevel shell to be able to locate this file on startup.

3.2.7 Printing manuals (Win32)

As mentioned before, the manual is available in several formats in the `reference` folder within Ciao's `doc` folder, including `postscript` or `pdf`, which are specially useful for printing. This can be done using an application such as `ghostview` (freely available from <http://www.cs.wisc.edu/~ghost/index.html>) or `acrobat reader` (<http://www.adobe.com>, only `pdf`).

3.3 An introduction to the Ciao emacs environment (Win32)

While it is easy to use Ciao with any editor of your choice, using it within the `emacs` editor/program development system is highly recommended: Ciao includes an `emacs mode` which provides a very complete *application development environment* which greatly simplifies many program development tasks. See Chapter 18 [Using Ciao inside GNU emacs], page 95 for details on the capabilities of `ciao/emacs` combination.

If the (freely available) `emacs` editor/environment is not installed in your system, we highly recommend that you also install it at this point (there are instructions for where to find `emacs` and how to install it in the Ciao installation instructions). After having done this you can try for example the following things:

- A few basic things:
 - Typing `(^H) (i)` (or in the menus `Help->Manuals->Browse Manuals with Info`) should open a list of manuals in info format in which the Ciao manual(s) should appear.
 - When opening a Ciao file, i.e., a file with `.pl` or `.pls` ending, using `(^X) (^F) filename` (or using the menus) the code should appear highlighted according to syntax (e.g., comments in red), and `Ciao/Prolog` menu should appear in the menu bar on top of the `emacs` window.
 - Loading the file using the `Ciao/Prolog` menu (or typing `(^C) (i)`) should start in another `emacs` buffer the Ciao toplevel shell and load the file. You should now be able to switch the the toplevel shell and make queries from within `emacs`.

Note: when using `emacs` it is *very convenient* to swap the locations of the (normally not very useful) `<Caps Lock>` key and the (very useful in `emacs`) `<Ctrl>` key on the keyboard. How to do this is explained in the `emacs` frequently asked questions FAQs (see the `emacs` download instructions for their location).

(if these things do not work the system or `emacs` may not be installed properly).

- You can go to the location of most of the errors that may be reported during compilation by typing `<C> <v>`.
- You can also, e.g., create executables from the `Ciao/Prolog` menu, as well as compile individual files, or generate active modules.
- Loading a file for source-level debugging using the `Ciao/Prolog` menu (or typing `<C> <d>`) and then issuing a query should start the source-level debugger and move a marker on the code in a window while execution is stepped through in the window running the `Ciao` top level.
- You can add the lines needed in `Un*x` for turning any file defining `main/1` into a script from the `Ciao/Prolog` menu or by typing `<C> <I> <S>`.
- You can also work with the preprocessor and auto-documenter directly from `emacs`: see their manuals or browse through the corresponding menus that appear when editing `.pl` files.

We encourage you once more to read Chapter 18 [Using `Ciao` inside GNU `emacs`], page 95 to discover the many other functionalities of this environment.

3.4 Keeping up to date (Win32)

You may want to read Chapter 236 [Beyond installation], page 1143 for instructions on how to sign up on the `Ciao` user's mailing list, receive announcements regarding new versions, download new versions, report bugs, etc.

PART I - The program development environment

Author(s): The CLIP Group.

This part documents the components of the basic Ciao program development environment. They include:

- ciaoc:** the standalone compiler, which creates executables without having to enter the interactive top-level.
- ciaosh:** (also invoked simply as **ciao**) is an interactive top-level shell, similar to the one found on most Prolog systems (with some enhancements).
- debugger:** a Byrd box-type debugger, similar to the one found on most Prolog systems (also with some enhancements, such as source-level debugging). This is not a standalone application, but is rather included in **ciaosh**, as is done in other systems supporting the Prolog language. However, it is also *embeddable*, in the sense that it can be included as a library in executables, and activated dynamically and conditionally while such executables are running.
- ciao-shell:** an interpreter/compiler for *Ciao scripts* (i.e., files containing Ciao code which run without needing explicit compilation).

Ciao emacs interface:

a *complete program development environment*, based on GNU emacs, with syntax coloring, direct access to all the tools described above (as well as the preprocessor and the documenter), automatic location of errors, source-level debugging, context-sensitive access to on-line help/manuals, etc. The use of this environment is *very highly recommended!*

The Ciao program development environment also includes **ciaopp**, the preprocessor, and **lpdoc**, the documentation generator, which are described in separate manuals.

4 The stand-alone command-line compiler

Author(s): Daniel Cabeza, Edison Mera, The CLIP Group.

`ciaoc` [CH00b] is the Ciao stand-alone command-line compiler. `ciaoc` can be used to create executables or to compile individual files to object code (to be later linked with other files). `ciaoc` is specially useful when working from the command line. Also, it can be called to compile Ciao programs from other tools such as, e.g., shell scripts, `Makefiles`, or project files. All the capabilities of `ciaoc` are also available from the interactive top-level shell, which uses the `ciaoc` modules as its components.

4.1 Introduction to building executables

An *executable* can be built from a single file or from a collection of inter-related files. In the case of only one file, this file must define the predicate `main/0` or `main/1`. This predicate is the one which will be called when the executable is started. As an example, consider the following file, called `hello.pl`:

```
main :-
    write('Hello world'),
    nl.
```

To compile it from the command line using the `ciaoc` standalone compiler it suffices to type “`ciaoc hello`” (in Win32 you may have to put the complete path to the `ciaoc` folder of the Ciao distribution, where the installation process leaves a `ciaoc.bat` file):

```
$ ciaoc hello
```

This produces an executable called `hello` in Un*x-like systems and `hello.cpx` under Win32 systems. This executable can then be run in Win32 by double-clicking on it and on Un*x systems by simply typing its name (see for Section 4.3 [Running executables from the command line], page 42 for how to run executables from the command line in Win32):

```
$ ./hello
Hello world
```

If the application is composed of several files the process is identical. Assume `hello.pl` is now:

```
:- use_module(aux, [p/1]).
```

```
main :-
    p(X),
    write(X),
    nl.
```

where the file `aux.pl` contains:

```
:- module(aux, [p/1]).
```

```
p('Hello world').
```

This can again be compiled using the `ciaoc` standalone compiler as before:

```
$ ciaoc hello
$ ./hello
Hello world
```

The invocation of `ciaoc hello` compiles the file `hello.pl` and all connected files that may need recompilation – in this case the file `aux.pl`. Also, if any library files used had not been compiled previously they would be compiled at this point (See Section 4.6 [Intermediate files in the compilation process], page 45). Also, if, say, `hello.pl` is changed and recompiled, the

object code resulting from the previous compilation of `aux.pl` will be reused. This is all done without any need for `Makefiles`, and considerably accelerates the development process for large applications. This process can be observed by selecting the `-v` option when invoking `ciaoc` (which is equivalent to setting the `verbose_compilation` Prolog flag to `on` in the top-level interpreter).

If `main/1` is defined instead of `main/0` then when the executable is started the argument of `main/1` will be instantiated to a list of atoms, each one of them corresponding to a command line option. Consider the file `say.pl`:

```
main(Argv) :-
    write_list(Argv), nl.

write_list([]).
write_list([Arg|Args]) :-
    write(Arg),
    write(' '),
    write_list(Args).
```

Compiling this program and running it results in the following output:

```
$ ciaoc say
$ ./say hello dolly
hello dolly
```

The name of the generated executable can be controlled with the `-o` option (See Section 4.7 [Usage (`ciaoc`)], page 45).

4.2 Paths used by the compiler during compilation

The compiler will look for files mentioned in commands such as `use_module/1` or `ensure_loaded/1` in the current directory. Other paths can be added by including them in a file whose name is given to `ciaoc` using the `-u` option. This file should contain facts of the predicates `file_search_path/2` and `library_directory/1` (see the documentation for these predicates and also Chapter 17 [Customizing library paths and path aliases], page 93 for details).

4.3 Running executables from the command line

As mentioned before, what the `ciaoc` compiler generates and how it is started varies somewhat from OS to OS. In general, the product of compiling an application with `ciaoc` is a file that contains the bytecode (the product of the compilation) and invokes the Ciao engine on it.

- On `Un*x` this is a *script* (see the first lines of the file) which invokes the ciao engine on this file. To run the generated executable from a `Un*x` shell, or from the `bash` shell that comes with the Cygwin libraries (see Section 234.6 [Installation and compilation under Windows], page 1135) it suffices to type its name at the shell command line, as in the examples above.
- In a Win32 system, the compiler produces a similar file with a `.cpx` ending. The Ciao installation process typically makes sure that the Windows registry contains the right entries so that this executable will run upon double-clicking on it.

In you want to run the executable from the command line an additional `.bat` file is typically needed. To help in doing this, the Win32 installation process creates a `.bat` skeleton file called `bat_skel` in the `Win32` folder of the distribution) which allows running Ciao executables from the command line. If you want to run a Ciao executable `file.cpx` from the command line, you normally copy the skeleton file to the folder were the executable is and rename it to `file.bat`, then change its contents as explained in a comment inside the file itself.

Note that this `.bat` file is usually not necessary in NT, as its command shell understands file extension associations. I.e., in windows NT it is possible to run the `file.cpx` executable directly. Due to limitations of `.bat` files in Windows 95/98, in those OSs no more than 9 command line arguments can be passed to the executable (in NT there is no such restriction). Finally, in a system in which Cygnus Win32 is installed executables can also be used directly from the `bash` shell command line, without any associated `.bat` files, by simply typing their name at the `bash` shell command line, in the same way as in Un*x. This only requires that the `bash` shell which comes with Cygnus Win32 be installed and accessible: simply, make sure that `/bin/sh.exe` exists.

Except for a couple of header lines, the contents of executables are almost identical under different OSs (except for self-contained ones). The bytecode they contain is architecture-independent. In fact, it is possible to create an executable under Un*x and run it on Windows or viceversa, by making only minor modifications (e.g., creating the `.bat` file and/or setting environment variables or editing the start of the file to point to the correct engine location).

4.4 Types of executables generated

While the default options used by `ciaoc` are sufficient for normal use, by selecting other options `ciaoc` can generate several different types of executables, which offer interesting tradeoffs among size of the generated executable, portability, and startup time [CH00b]:

Dynamic executables:

`ciaoc` produces by default *dynamic* executables. In this case the executable produced is a platform-independent file which includes in compiled form all the user defined files. On the other hand, any system libraries used by the application are loaded dynamically at startup. More precisely, any files that appear as `library(...)` in `use_module/1` and `ensure_loaded/1` declarations will not be included explicitly in the executable and will instead be loaded dynamically. It is also possible to mark other path aliases (see the documentation for `file_search_path/2`) for dynamic loading by using the `-d` option. Files accessed through such aliases will also be loaded dynamically.

Dynamic loading allows making smaller executables. Such executables may be used directly in the same machine in which they were compiled, since suitable paths to the location of the libraries will be included as default in the executable by `ciaoc` during compilation.

The executable can also be used in another machine, even if the architecture and OS are different. The requirement is that the Ciao libraries (which will also include the appropriate Ciao engine for that architecture and OS) be installed in the target machine, and that the `CIAOLIB` and `CIAOENGINE` environment variables are set appropriately for the executable to be able to find them (see Section 4.5 [Environment variables used by Ciao executables], page 45). How to do this differs slightly from OS to OS.

Static executables:

Selecting the `-s` option `ciaoc` produces a *static* executable. In this case the executable produced (again a platform-independent file) will include in it all the auxiliary files and any system libraries needed by the application. Thus, such an executable is almost complete, needing in order to run only the Ciao engine, which is platform-specific.¹ Again, if the executable is run in the same machine in which it

¹ Currently there is an exception to this related to libraries which are written in languages other than Prolog, as, e.g., C. C files are currently always compiled to dynamically loadable object files (`.so` files), and they thus need to be included manually in a distribution of an application. This will be automated in upcoming versions of the Ciao system.

was compiled then the engine is found automatically. If the executable is moved to another machine, the executable only needs access to a suitable engine (which can be done by setting the `CIAOENGINE` environment variable to point to this engine).

This type of compilation produces larger executables, but has the advantage that these executables can be installed and run in a different machine, with different architecture and OS, even if Ciao is not installed on that machine. To install (or distribute) such an executable, one only needs to copy the executable file itself and the appropriate engine for the target platform (See Chapter 234 [Installing Ciao from the source distribution], page 1129 or Chapter 235 [Installing Ciao from a Win32 binary distribution], page 1139 and Section 234.5 [Multiarchitecture support], page 1134), and to set things so that the executable can find the engine.²

Dynamic executables, with lazy loading:

Selecting the `-l` option is very similar to the case of dynamic executables above, except that the code in the library modules is not loaded when the program is started but rather it is done during execution, the first time a predicate defined in that file is called. This is advantageous if a large application is composed of many parts but is such that typically only some of the parts are used in each invocation. The Ciao preprocessor, `ciaoopp`, is a good example of this: it has many capabilities but typically only some of them are used in a given session. An executable with lazy load has the advantage that it starts fast, loading a minimal functionality on startup, and then loads the different modules automatically as needed.

Self-contained executables:

Self-contained executables are static executables (i.e., this option also implies *static* compilation) which include a Ciao engine along with the bytecode, so they do not depend on an external one for their execution. This is useful to create executables which run even if the machine where the program is to be executed does not have a Ciao engine installed and/or libraries. The disadvantage is that such executables are platform-dependent (as well as larger than those that simply use an external library). This type of compilation is selected with the `-S` option. Cross-compilation is also possible with the `-SS` option, so you can specify the target OS and architecture (e.g. LINUXi86). To be able to use the latter option, it is necessary to have installed a `ciaoengine` for the target machine in the Ciao library (this requires compiling the engine in that OS/architecture and installing it, so that it is available in the library).

Compressed executables:

In *compressed* executables the bytecode is compressed. This allows producing smaller executables, at the cost of a slightly slower startup time. This is selected with the `-z` option. You can also produce compressed libraries if you use `-z1` along with the `-c` option. If you select `-z1` while generating an executable, any library which is compiled to accomplish this will be also compressed.

Active modules:

The compiler can also compile (via the `-a` option) a given file into an *active module* (see Chapter 120 [Active modules (high-level distributed execution)], page 607 for a description of this).

² It is also possible to produce real standalone executables, i.e., executables that do not need to have an engine around. However, this is not automated yet, although it is planned for an upcoming version of the compiler. In particular, the compiler can generate a `.c` file for each `.pl` file. Then all the `.c` files can be compiled together into a real executable (the engine is added one more element during link time) producing a complete executable for a given architecture. The downside of course is that such an executable will not be portable to other architectures without recompilation.

4.5 Environment variables used by Ciao executables

The executables generated by the Ciao compiler (including the ciao development tools themselves) locate automatically where the Ciao engine and libraries have been installed, since those paths are stored as defaults in the engine and compiler at installation time. Thus, there is no need for setting any environment variables in order to *run* Ciao executables (on a single architecture – see Section 234.5 [Multiarchitecture support], page 1134 for running on multiple architectures).

However, the default paths can be overridden by using the environment variables `CIAOENGINE` and `CIAOLIB`. The first one will tell the Ciao executables where to look for an engine, and the second will tell them where to look for the libraries. Thus, it is possible to actually use the Ciao system without installing it by setting these variables to the following values:

- `CIAOENGINE: CIAOBUILDDIR/$(CIAOARCH)/ciaoengine`
- `CIAOLIB: CIAOSRC`

where `$(CIAOARCH)` is the string echoed by the command `CIAOSRC/etc/ciao_get_arch` (or `BINDIR/ciao_get_arch`, after installation).

This allows using alternate engines or libraries, which can be very useful for system development and experimentation.

4.6 Intermediate files in the compilation process

Compiling an individual source (i.e., `.pl`) file produces a `.itf` file and a `.po` file. The `.itf` file contains information of the *modular interface* of the file, such as information on exported and imported predicates and on the other modules used by this module. This information is used to know if a given file should be recompiled at a given point in time and also to be able to detect more errors statically including undefined predicates, mismatches on predicate characteristics across modules, etc. The `.po` file contains the platform-independent object code for a file, ready for linking (statically or dynamically).

It is also possible to use `ciaoc` to explicitly generate the `.po` file for one or more `.pl` files by using the `-c` option.

If you want to view the `wam` instructions of one or more `.pl` files you can use the `-w` option. That will generate a `.wam` file with such instructions in a pretty format per each `.pl` file.

4.7 Usage (`ciaoc`)

The following provides details on the different command line options available when invoking `ciaoc`:

```
ciaoc <MiscOpts> <ExecOpts> [-o <execname>] <file> ...
```

Make an executable from the listed files. If there is more than one file, they must be non-module, and the first one must include the main predicate. The `-o` option allows generating an arbitrary executable name.

```
ciaoc <MiscOpts> <ExecOpts> -a <publishmod> <module>
```

Make an active module executable from `<module>` with address publish module `<publishmod>`.

```
ciaoc <MiscOpts> -c <file> ...
```

Compile listed files (make .po objects).

```
ciaoc <MiscOpts> -w <file> ...
```

Generate WAM code of listed files (in .wam files).

```
<MiscOpts> can be: [-v] [-ri] [-u <file>] [-rc] [-op <suffix>] [-L <LibDir>]
```

```
<ExecOpts> can be: [-s|-S|-SS <target>|-z|-zl|-e|-l|(-ll <module>)*]
                 (-d <alias>)* [-x]
```

default extension for files is '.pl'

```
-h, --help
```

Show this help.

```
-u use <file> for compilation, often used to include LibDir paths, etc.
```

```
-op use <suffix> as the suffix for optimized (or otherwise tuned) code
```

```
-L look for libraries also in the <LibDir> directory
```

```
-c Compile listed files (make .po objects)
```

```
-w Generate WAM code of listed files (in .wam files).
```

```
-S
```

make standalone executable for the current OS and architecture, implies -s

```
-SS make standalone executable for <target> OS and architecture
```

valid <target> values may be: LINUXi86, SolarisSparc..., implies -s

```
-ll force <module> to be loaded lazily, implies -l
```

```
-ac All the modules will be compiled using <Packages>
```

```
-acm <Modules> will be compiled using <Packages>
```

```
-d files using this path alias are dynamic (default: library)
```

```
-o Make an executable from the listed files.
```

```
-a Make an active module
```

```
-v, --verbose-compilation
```

verbose mode

```
-ri, --itf-format-r
```

Generate human readable .itf files

```
-x, --check-libraries
```

extended recompilation: only useful for Ciao standard library developers

```
-s, --executables-static
```

make a static executable (otherwise dynamic files are not included)

```
-z, --compress-exec
```

Generate executables with compressed bytecode

```
-zl, --compress-lib
```

generate libraries with compressed bytecode - any library (re)compiled as consequence of normal executable compilation will also be affected

```
-l, --executables-lazyload
```

Idem with lazy load of dynamic files (except insecure cases)

```
-np, --use-compile-packages-no
```

Do not use compile packages

```
-na, --read-assertions-no
```

Do not read the assertions in the code

```

-rc, --runtime-checks
Generate code with runtime checks, requires to read assertions
--rtchecks-trust-no
Disable rtchecks for trust assertions
--rtchecks-entry-no
Disable rtchecks for entry assertions
--rtchecks-exit-no
Disable rtchecks for exit assertions
--rtchecks-test
enable rtchecks for test assertions. Used for debugging
purposes, but is better to use the unittest library
--rtchecks-level-exports
Use rtchecks only for external calls of the exported predicates
--rtchecks-inline
Expand library predicates inline as far as possible
--rtchecks-asrloc-no
Do not use assertion locators in the error messages
--rtchecks-predloc-no
Do not use predicate locators in the error messages
--rtchecks-namefmt-short
Show the name of predicates and properties in a reduced format
--rtchecks-callloc-no
Do not show the stack of predicates that caused the failure
--rtchecks-callloc-literal
Show the stack of predicates that caused the failure. Instrument it
in the literal. This mode provides more information, because reports
also the literal in the body of the predicate
--unused-pred-warnings
Show warnings about unused predicates. Note that a predicate is
being used if it is exported, it appears in clause body of a
predicate being used, in a multifile predicate, in a predicate
used in :- initialization(...) or :- on_abort(...)
declarations, or if it is the meta-argument of a metapredicate.

```

4.8 Known bugs and planned improvements (ciaoc)

- Run-time checks have been reported not to work with this code. That means that either the assertions here, or the code that implements the run-time checks are erroneous.
- Also if appears in the body of an assertion referred to a predicate being used, but that is not implemented, because the assertion reader is not included in the compiler yet – EMM.

5 The interactive top-level shell

Author(s): Daniel Cabeza, The CLIP Group.

`ciaosh` is the Ciao interactive top-level shell. It provides the user with an interactive programming environment with tools for incrementally building programs, debugging programs by following their executions, and modifying parts of programs without having to start again from scratch. If available, it is strongly recommended to use it with the emacs interface provided, as it greatly simplifies the operation. This chapter documents general operation in the shell itself.

5.1 Shell invocation and startup

When invoked, the shell responds with a message of identification and the prompt `?-` as soon as it is ready to accept input, thus:

```
Ciao-Prolog X.Y #PP: Thu Mar 25 17:20:55 MET 1999
?-
```

When the shell is initialized it looks for a file `.ciaorc` in the `HOME` directory and makes an `include` of it, if it exists. This file is useful for including `use_module/1` declarations for the modules one wants to be loaded by default, changing prolog flags, etc. (Note that the `.ciaorc` file can only contain directives, not actual code; to load some code at startup put it in a separate file and load it using e.g. a `use_module/1` declaration.) If the initialization file does not exist, the default package `default_for_ciaosh` is included, to provide more or less what other prologs define by default. Thus, if you want to have available all builtins you had before adding the initialization file, you have to include `:- use_package(default_for_ciaosh)` in it. Two command-line options control the loading of the initialization file:

```
-f          Fast start, do not load any initialization file.
-l File     Look for initialization file File instead of ~/.ciaorc. If it does not exist, include
            the default package.
```

5.2 Shell interaction

After the shell outputs the prompt, it is expecting either an internal command (see the following sections) or a *query* (a goal or sequence of goals). When typing in the input, which must be a valid prolog term, if the term does not end in the first line, subsequent lines are indented. For example:

```
?- X =
    f(a,
      b).

X = f(a,b) ?

yes
?-
```

The queries are executed by the shell as if they appeared in the user module. Thus, in addition to builtin predicates, predicates available to be executed directly are all predicates defined by loaded user files (files with no module declaration), and imported predicates from modules by the use of `use_module`.

The possible answers of the shell, after executing an internal command or query, are:

- If the execution failed (or produced an error), the answer is `no`.

- If the execution was successful and bindings were made (or constraints were imposed) on answer variables, then the shell outputs the values of answer variables, as a sequence of bindings (or constraints), and then prints a ? as a prompt. At this point it is expecting an input line from the user. By entering a carriage-return (RET) or any line starting with y, the query terminates and the shell answers **yes**. Entering a ‘,’ the shell enters a recursive level (see below). Finally, any other answer forces the system to backtrack and look for the next solution (answering as with the first solution).
- If the execution was successful, but no answer variable was bound or constrained, the answer is simply **yes**. This behavior can be changed by setting the prolog flag `prompt_alternatives_no_bindings` to `on`, so that if there are more solutions the user will be consulted as explained in the previous point (useful if the solutions produce side effects).

To allow using connection variables in queries without having to report their results, variables whose name starts with `_` are not considered in answers, the rest being the *answer variables*. This example illustrates the previous points:

```
?- member(a, [b, c]).

no
?- member(a, [a, b]).

yes
?- member(X, [a|L]).

X = a ? ;

L = [X|_] ?

yes
?- atom_codes(ciao, _C), member(L, _C).

L = 99 ? ;

L = 105 ? ;

L = 97 ? ;

L = 111 ? ;

no
?-
```

5.3 Entering recursive (conjunctive) shell levels

As stated before, when the user answers with ‘,’ after a solution is presented, the shell enters a *recursive level*, changing its prompt to `N ?-` (where `N` is the recursion level) and keeping the bindings or constraints of the solution (this is inspired by the *LogIn* language developed by H. Ait-Kaci, P. Lincoln and Roger Nasr [AKNL86]). Thus, the following queries will be executed within that context, and all variables in the lower level solutions will be reported in subsequent solutions at this level. To exit a recursive level, input an EOF character or the command `up`. The last solution after entering the level is repeated, to allow asking for more solutions. Use command `top` to exit all recursive levels and return to the top level. Example interaction:

```
?- directory_files('.', _Fs), member(F, _Fs).
```

```

F = 'file_utils.po' ? ,

1 ?- file_property(F, mod_time(T)).

F = 'file_utils.po',
T = 923497679 ?

yes
1 ?- up.

F = 'file_utils.po' ? ;

F = 'file_utils.pl' ? ;

F = 'file_utils.itf' ? ,

1 ?- file_property(F, mod_time(T)).

F = 'file_utils.itf',
T = 923497679 ?

yes
1 ?- ^D
F = 'file_utils.itf' ?

yes
?-

```

5.4 Usage and interface (toplevel_doc)

- **Library usage:**

The following predicates can be used at the top-level shell natively (but see also the commands available in Chapter 6 [The interactive debugger], page 57 which are also available within the top-level shell).

- **Exports:**

- *Predicates:*

use_module/1, use_module/2, ensure_loaded/1, make_exec/2, include/1, use_package/1, consult/1, compile/1, ./2, make_po/1, unload/1, set_debug_mode/1, set_noddebug_mode/1, make_actmod/2, force_lazy/1, undo_force_lazy/1, dynamic_search_path/1, multifile/1.

- **Imports:**

- *System library modules:*

toplevel/toplevel, libpaths, compiler/compiler, compiler/exemaker, compiler/c_itf, debugger/debugger.

- *Packages:*

prelude, nonpure, assertions.

5.5 Documentation on exports (toplevel_doc)

use_module/1: PREDICATE

(True) Usage: `use_module(Module)`

Load into the top-level the module defined in `Module`, importing all the predicates it exports.

- *The following properties should hold at call time:*

`Module` is a source name. (streams_basic:sourcename/1)

use_module/2: PREDICATE

(True) Usage: `use_module(Module, Imports)`

Load into the top-level the module defined in `Module`, importing the predicates in `Imports`.

- *The following properties should hold at call time:*

`Module` is a source name. (streams_basic:sourcename/1)

`Imports` is a list of prednames. (basic_props:list/2)

ensure_loaded/1: PREDICATE

(True) Usage: `ensure_loaded(File)`

Load into the top-level the code residing in file (or files) `File`, which is user (i.e. non-module) code.

- *The following properties should hold at call time:*

`File` is a source name or a list of source names. (toplevel_doc:sourcenames/1)

make_exec/2: PREDICATE

(True) Usage: `make_exec(File, ExecName)`

Make a Ciao executable from file (or files) `File`, giving it name `ExecName`. If `ExecName` is a variable, the compiler will choose a default name for the executable and will bind the variable `ExecName` to that name. The name is chosen as follows: if the main prolog file has no `.pl` extension or we are in Windows, the executable will have extension `.cpx`; else the executable will be named as the main prolog file without extension.

- *The following properties should hold at call time:*

`File` is a source name or a list of source names. (toplevel_doc:sourcenames/1)

- *The following properties hold upon exit:*

`ExecName` is an atom. (basic_props:atm/1)

include/1: PREDICATE

(True) Usage: `include(File)`

The contents of the file `File` are included in the top-level shell. For the moment, it only works with some directives, which are interpreted by the shell, or with normal clauses (which are asserted), if `library(dynamic)` is loaded beforehand.

- *The following properties should hold at call time:*

`File` is a source name. (streams_basic:sourcename/1)

- use_package/1:** PREDICATE
(True) Usage: use_package(Package)
 Include the package or packages specified in **Package**. Most package contents can be handled in the top level, but there are currently still some limitations.
- *The following properties should hold at call time:*
Package is a source name or a list of source names. (toplevel_doc:sourcenames/1)
- consult/1:** PREDICATE
(True) Usage: consult(File)
 Provided for backward compatibility. Similar to **ensure_loaded/1**, but ensuring each listed file is loaded in consult mode (see Chapter 6 [The interactive debugger], page 57).
- *The following properties should hold at call time:*
File is a source name or a list of source names. (toplevel_doc:sourcenames/1)
- compile/1:** PREDICATE
(True) Usage: compile(File)
 Provided for backward compatibility. Similar to **ensure_loaded/1**, but ensuring each listed file is loaded in compile mode (see Chapter 6 [The interactive debugger], page 57).
- *The following properties should hold at call time:*
File is a source name or a list of source names. (toplevel_doc:sourcenames/1)
- ./2:** PREDICATE
(True) Usage: [File|Files]
 Provided for backward compatibility, obsoleted by **ensure_loaded/1**.
- *The following properties should hold at call time:*
File is a source name. (streams_basic:sourcename/1)
Files is a list of **sourcenames**. (basic_props:list/2)
- make_po/1:** PREDICATE
(True) Usage: make_po(Files)
 Make object (.po) files from **Files**. Equivalent to executing "ciaoc -c" on the files.
- *The following properties should hold at call time:*
Files is a source name or a list of source names. (toplevel_doc:sourcenames/1)
- unload/1:** PREDICATE
(True) Usage: unload(File)
 Unloads dynamically loaded file **File**.
- *The following properties should hold at call time:*
File is a source name. (streams_basic:sourcename/1)

- set_debug_mode/1:** PREDICATE
(True) Usage: set_debug_mode(File)
 Set the loading mode of File to *consult*. See Chapter 6 [The interactive debugger], page 57.
 – *The following properties should hold at call time:*
 File is a source name. (streams_basic:sourcename/1)
- set_nodebug_mode/1:** PREDICATE
(True) Usage: set_nodebug_mode(File)
 Set the loading mode of File to *compile*. See Chapter 6 [The interactive debugger], page 57.
 – *The following properties should hold at call time:*
 File is a source name. (streams_basic:sourcename/1)
- make_actmod/2:** PREDICATE
(True) Usage: make_actmod(ModuleFile, PublishMod)
 Make an active module executable from the module residing in ModuleFile, using address publish module of name PublishMod (which needs to be in the library paths).
 – *The following properties should hold at call time:*
 ModuleFile is a source name. (streams_basic:sourcename/1)
 PublishMod is an atom. (basic_props:atm/1)
- force_lazy/1:** PREDICATE
(True) Usage: force_lazy(Module)
 Force module of name Module to be loaded lazily in the subsequent created executables.
 – *The following properties should hold at call time:*
 Module is an atom. (basic_props:atm/1)
- undo_force_lazy/1:** PREDICATE
(True) Usage: undo_force_lazy(Module)
 Disable a previous force_lazy/1 on module Module (or, if it is uninstantiated, all previous force_lazy/1).
 – *Calls should, and exit will be compatible with:*
 Module is an atom. (basic_props:atm/1)
- dynamic_search_path/1:** PREDICATE
(True) Usage: dynamic_search_path(Name)
 Asserting a fact to this data predicate, files using path alias Name will be treated as dynamic in the subsequent created executables.
 – *The following properties should hold at call time:*
 Name is an atom. (basic_props:atm/1)

multifile/1:

PREDICATE

(True) Usage: multifile Pred

Dynamically declare predicate **Pred** as multifile. This is useful at the top-level shell to be able to call multifile predicates of loaded files.

– *The following properties should hold at call time:*

Pred is a Name/Arity structure denoting a predicate name:

```
predname(P/A) :-
    atm(P),
    nnegint(A).
```

(basic_props:predname/1)

5.6 Documentation on internals (toplevel_doc)**sourcenames/1:**

PROPERTY

Is defined as follows:

```
sourcenames(File) :-
    sourcename(File).
sourcenames(Files) :-
    list(Files,sourcename).
```

See `sourcename/1` in Chapter 29 [Basic file/stream handling], page 191

(True) Usage: sourcenames(Files)

Files is a source name or a list of source names.

6 The interactive debugger

Author(s): Daniel Cabeza, Manuel C. Rodriguez, Edison Mera, A. Ciepielewski (first version), Mats Carlsson (first version), T. Chikayama (first version), K. Shen (first version).

The Ciao program development environment includes a number of advanced debugging tools, such as a source-level debugger, the `ciaopp` preprocessor, and some execution visualizers. Herein we discuss the interactive debugger available in the standard top-level, which allows tracing the control flow of programs, in a similar way to other popular Prolog systems. This is a classical Byrd *box-type debugger* [Byr80,BBP81], with some enhancements, most notably being able to track the execution on the source program.

We also discuss the embedded debugger, which is a version of the debugger which can be embedded into executables. It allows triggering an interactive debugging session at any time while running an executable, without any need for the top-level shell.

Byrd's Procedure Box model of debugging execution provides a simple way of visualising control flow, including backtracking. Control flow is in principle viewed at the predicate level, rather than at the level of individual clauses. The Ciao debugger has the ability to mark selected modules and/or files for debugging (traditional and source debugging), rather than having to exhaustively trace the program. It also allows to selectively set spy-points and breakpoints. Spy-points allow the programmer to nominate interesting predicates at which program execution is to pause so that the programmer can interact with the debugger. Breakpoints are similar to spy-points, but allow pausing at a specific line in the code, corresponding to a particular literal. There is a wide choice of control and information options available during debugging interaction.

Note: While the debugger described herein can be used in a standalone way (i.e., from an operating system shell or terminal window) in the same way as other Prolog debuggers, the most convenient way of debugging Ciao programs is by using the programming environment (see Chapter 18 [Using Ciao inside GNU emacs], page 95). This environment has many debugging-related facilities, including displaying the source code for the module(s) corresponding to the procedure being executed, and highlighting dynamically the code segments corresponding to the different execution steps.

6.1 Marking modules and files for debugging in the top-level debugger

The Ciao debugger is module-based. This allows skipping during the debugging process all files (including system library files) except those in which a bug is suspected. This saves having to explicitly and repetitively skip predicates in unrelated files during the debugging process. Also, there is an efficiency advantage: in order to be able to run the debugger on a module, it must be loaded in *debug (interpreted) mode*, which will execute slower than normal (compiled) modules. Thus, it is interesting to compile in debug mode only those modules that need to be traced. Instead of doing this (loading of modules in one mode or another) by hand each time, in Ciao (re)loading of modules in the appropriate mode is handled automatically by the Ciao compiler. However, this requires the user to *mark explicitly* the modules in which debugging is to be performed. The simplest way of achieving this is by executing in the Ciao shell prompt, for each suspicious module `Module` in the program, the command:

```
?- debug_module(Module).
```

or, alternatively:

```
?- debug_module_source(Module).
```

which in addition instructs the debugger to keep track of the line numbers in the source file and to report them during debugging. This is most useful when running the top-level inside the `emacs` editor since in that case the Ciao emacs mode allows performing full source-level debugging in each module marked as above, i.e., the source lines being executed will be highlighted dynamically during debugging in a window showing the source code of the module.

Note that, since all files with no module declaration belong to the pseudo-module `user`, the command to be issued for debugging a user file, say `foo.pl`, is `debug_module(user)` or `debug_module_source(user)`, and not `debug_module(foo)`.

The two ways of performing source-level debugging are fully compatible between them, i.e., Ciao allows having some modules loaded with `debug_module/1` and others with `debug_module_source/1`. To change from one interpreted mode to the other mode it suffices to select the module with the new interpreted mode (debugger mode), using the appropriate command, and reload the module.

The commands above perform in fact two related actions: first, they let the compiler know that if a file containing a module with this name is loaded, it should be loaded in interpreted mode (source or traditional). In addition, they instruct the debugger to actually prepare for debugging the code belonging to that module. After that, the modules which are to be debugged have to be (re)loaded so that they are compiled or loaded for interpretation in the appropriate way. The nice thing is that, due to the modular behaviour of the compiler/top-level, if the modules are part of a bigger application, it suffices to load the main module of the application, since this will automatically force the dependent modules which have changed to be loaded in the appropriate way, including those whose *loading mode* has changed (i.e., changing the loading mode has the effect of forcing the required re-loading of the module at the appropriate time).

Later in the debugging process, as the bug location is isolated, typically one will want to restrict more and more the modules where debugging takes place. To this end, and without the need for reloading, one can tell the debugger to not consider a module for debugging issuing a `nodebug_module/1` command, which counteracts a `debug_module/1` or `debug_module_source/1` command with the same module name, and reloading it (or the main file).

There are also two top-level commands `set_debug_mode/1` and `set_nodebug_mode/1`, which accept as argument a file spec (i.e., `library(foo)` or `foo`, even if it is a user file) to be able to load a file in interpreted mode without changing the set of modules that the debugger will try to spy.

6.2 The debugging process

Once modules or user files are marked for debugging and reloaded, the traditional debugging shell commands can be used (the documentation of the `debugger` library following this chapter contains all the commands and their description), with the same meaning as in other classical Prolog systems. The differences in their behavior are:

- Debugging takes place only in the modules in which it was activated,
- `nospy/1` and `spy/1` accept sequences of predicate specs, and they will search for those predicates only in the modules marked for debugging (traditional or source-level debugging).
- `breakpt/6` and `nobreakpt/6` allow setting breakpoints at selected clause literals and will search for those literals only in the modules marked for source-level debugging (modules marked with `debug_module_source/1`).

In particular, the system is initially in nodebug mode, in which no tracing is performed. The system can be put in debug mode by a call to `debug/0` in which execution of queries will proceed until the first *spy-point* or *breakpoint*. Alternatively, the system can be put in trace mode by a call to `trace/0` in which all predicates will be trace.

6.3 Marking modules and files for debugging with the embedded debugger

The embedded debugger, as the interpreted debugger, has three different modes of operation: debug, trace or nodebug. These debugger modes can be set by adding *one* of the following package declarations to the module:

```
:- use_package(debug).
:- use_package(trace).
:- use_package(nodebug).
```

and recompiling the application. These declarations *must* appear the last ones of all `use_package` declarations used. Also it is possible, as usual, to add the debugging package(s) in the module declaration using the third argument of the `module/3` declaration (and they should also be the last ones in the list), i.e., using one of:

```
:- module(..., ..., [..., debug]).
:- module(..., ..., [..., trace]).
:- module(..., ..., [..., nodebug]).
```

The `nodebug` mode allows turning off any debugging (and also the corresponding overhead) but keeping the spy-points and breakpoints in the code. The `trace` mode will start the debugger for any predicate in the file.

The embedded debugger has limitations over the interpreted debugger. The most important is that the “retry” option is not available. But it is possible to add, and remove, spy-points and breakpoints using the predicates `spy/1`, `nospy/1`, `breakpt/6` and `nobreakpt/6`, etc. These can be used in a clause declaration or as declarations. Also it is possible to add in the code predicates for issuing the debugger (i.e., use `debug` mode, and in a clause add the predicate `trace/0`). Finally, if a spy declaration is placed on the entry point of an executable (`:- spy(main/1)`) the debugger will not start the first time `main/1` predicate is called, i.e., at the beginning of program execution (however, it will if there are any subsequent calls to `main/1`). Starting the embedded debugger at the beginning of the execution of a program can be done easily however by simply adding the in `trace` mode.

Note that there is a particularly interesting way of using the embedded debugger: if an *application* is run in a shell buffer which has been set with Ciao inferior mode (`(M-x) ciao-inferior-mode`) and this application starts emitting output from the embedded debugger (i.e., which contains the embedded debugger and is debugging its code) then the Ciao emacs mode will be able to follow these messages, for example tracking execution in the source level code. This also works if the application is written in a combination of languages, provided the parts written in Ciao are compiled with the embedded debugger package and is thus a convenient way of debugging multi-language applications. The only thing needed is to make sure that the output messages appear in a shell buffer that is in Ciao inferior mode.

See the following as a general example of use of the embedded debugger:

```
:- module( foo,[main/1],[assertions, debug]).

:- entry main/1.

main(X) :-
    display(X),
    spy(foo),
    foo(X),
    notrace,
    nl.

foo([]).
foo([X|T]) :-
    trace,
    bar(X),
    foo(T).

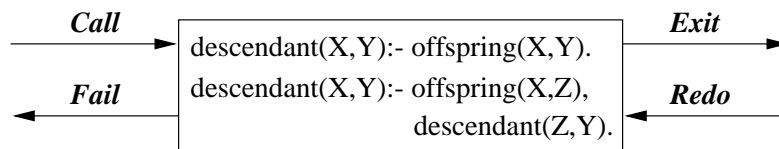
bar(X) :-
```

```
display(X).
```

6.4 The procedure box control flow model

During debugging the interpreter prints out a sequence of goals in various states of instantiation in order to show the state that the program has reached in its execution. However, in order to understand what is occurring it is necessary to understand when and why the interpreter prints out goals. As in other programming languages, key points of interest are procedure entry and return, but in Prolog there is the additional complexity of backtracking. One of the major confusions that novice Prolog programmers have to face is the question of what actually happens when a goal fails and the system suddenly starts backtracking. The Procedure Box model of Prolog execution views program control flow in terms of movement about the program text. This model provides a basis for the debugging mechanism in the interpreter, and enables the user to view the behaviour of the program in a consistent way. It also provides the basis for the visualization performed on the source level program when source level program when source-level debugging is activated within `emacs`.

Let us look at an example Prolog procedure:



The first clause states that Y is a descendant of X if Y is an offspring of X , and the second clause states that Y is a descendant of X if Z is an offspring of X and Y is a descendant of Z . In the diagram a box has been drawn around the whole procedure and labelled arrows indicate the control flow in and out of this box. There are four such arrows which we shall look at in turn.

- **Call**

This arrow represents initial invocation of the procedure. When a goal of the form `descendant(X,Y)` is required to be satisfied, control passes through the Call port of the descendant box with the intention of matching a component clause and then satisfying any subgoals in the body of that clause. Note that this is independent of whether such a match is possible; i.e. first the box is called, and then the attempt to match takes place. Textually we can imagine moving to the code for descendant when meeting a call to descendant in some other part of the code.

- **Exit**

This arrow represents a successful return from the procedure. This occurs when the initial goal has been unified with one of the component clauses and any subgoals have been satisfied. Control now passes out of the Exit port of the descendant box. Textually we stop following the code for descendant and go back to the place we came from.

- **Redo**

This arrow indicates that a subsequent goal has failed and that the system is backtracking in an attempt to find alternatives to previous solutions. Control passes through the Redo port of the descendant box. An attempt will now be made to resatisfy one of the component subgoals in the body of the clause that last succeeded; or, if that fails, to completely rematch the original goal with an alternative clause and then try to satisfy any subgoals in the body of this new clause. Textually we follow the code backwards up the way we came looking for new ways of succeeding, possibly dropping down on to another clause and following that if necessary.

- **Fail**

This arrow represents a failure of the initial goal, which might occur if no clause is matched, or if subgoals are never satisfied, or if any solution produced is always rejected by later

processing. Control now passes out of the Fail port of the descendant box and the system continues to backtrack. Textually we move back to the code which called this procedure and keep moving backwards up the code looking for choice points.

In terms of this model, the information we get about the procedure box is only the control flow through these four ports. This means that at this level we are not concerned with which clause matches, and how any subgoals are satisfied, but rather we only wish to know the initial goal and the final outcome. However, it can be seen that whenever we are trying to satisfy subgoals, what we are actually doing is passing through the ports of *their* respective boxes. If we were following this (e.g., activating source-level debugging), then we would have complete information about the control flow inside the procedure box.

Note that the box we have drawn around the procedure should really be seen as an invocation box. That is, there will be a different box for each different invocation of the procedure. Obviously, with something like a recursive procedure, there will be many different Calls and Exits in the control flow, but these will be for different invocations. Since this might get confusing each invocation box is given a unique integer identifier in the messages, as described below.

Note that not all procedure calls are traced; there are a few basic predicates which have been made invisible since it is more convenient not to trace them. These include debugging directives, basic control structures, and some builtins. This means that messages will never be printed for these predicates during debugging.

6.5 Format of debugging messages

This section explains the two formats of the message output by the debugger at a port. All trace messages are output to the terminal regardless of where the current output stream is directed (which allows tracing programs while they are performing file I/O). The basic format, which will be shown in traditional debug and in source-level debugging within Ciao emacs mode, is as follows:

```
S 13 7 Call: T user:descendant(dani,_123) ?
```

S is a spy-point or breakpoint indicator. It is printed as '+', indicating that there is a spy-point on `descendant/2` in module `user`, as 'B' denoting a breakpoint, or as ' ', denoting no spy-point or breakpoint. If there is a spy-point and a breakpoint in the same predicate the spy-point indicator takes preference over breakpoint indicator.

T is a subterm trace. This is used in conjunction with the `^` command (set subterm), described below. If a subterm has been selected, T is printed as the sequence of commands used to select the subterm. Normally, however, T is printed as ' ', indicating that no subterm has been selected.

The first number is the unique invocation identifier. It is always nondecreasing (provided that the debugger is switched on) regardless of whether or not the invocations are being actually seen. This number can be used to cross correlate the trace messages for the various ports, since it is unique for every invocation. It will also give an indication of the number of procedure calls made since the start of the execution. The invocation counter starts again for every fresh execution of a command, and it is also reset when retries (see later) are performed.

The number following this is the *current depth*; i.e., the number of direct *ancestors* this goal has. The next word specifies the particular port (`Call`, `Exit`, `Redo` or `Fail`). The goal is then printed so that its current instantiation state can be inspected. The final ? is the prompt indicating that the debugger is waiting for user interaction. One of the option codes allowed (see below) can be input at this point.

The second format, quite similar to the format explained above, is shown when using source-level debugging outside the Ciao emacs mode, and it is as follows:

```
In /home/mcarlos/ciao/foo.pl (5-9) descendant-1
S 13 7 Call: T user:descendant(dani,_123) ?
```

This format is identical to the format above except for the first line, which contains the information for location of the point in the source program text where execution is currently at. The first line contains the name of the source file, the start and end lines where the literal can be found, the substring to search for between those lines and the number of substrings to locate. This information for locating the point on the source file is not shown when executing the source-level debugger from the Ciao `emacs` mode.

Ports can be “unleashed” by calling the `leash/1` predicate omitting that port in the argument. This means that the debugger will stop but user interaction is not possible for an unleashed port. Obviously, the `?` prompt will not be shown in such messages, since the user has specified that no interaction is desired at this point.

6.6 Options available during debugging

This section describes the particular options that are available when the debugger prompts after printing out a debugging message. All the options are one letter mnemonics, some of which can be optionally followed by a decimal integer. They are read from the terminal with any blanks being completely ignored up to the next terminator (carriage-return, line-feed, or escape). Some options only actually require the terminator; e.g., the `creep` option, only requires `(RET)`.

The only option which really needs to be remembered is `'h'` (followed by `(RET)`). This provides help in the form of the following list of available options.

<code><cr></code>	<code>creep</code>	<code>c</code>	<code>creep</code>
<code>l</code>	<code>leap</code>	<code>s</code>	<code>skip</code>
<code>r</code>	<code>retry</code>	<code>r <i></code>	<code>retry i</code>
<code>f</code>	<code>fail</code>	<code>f <i></code>	<code>fail i</code>
<code>d</code>	<code>display</code>	<code>p</code>	<code>print</code>
<code>w</code>	<code>write</code>	<code>v <I></code>	<code>variable(s)</code>
<code>g</code>	<code>ancestors</code>	<code>g <n></code>	<code>ancestors n</code>
<code>n</code>	<code>nodebug</code>	<code>=</code>	<code>debugging</code>
<code>+</code>	<code>spy this</code>	<code>-</code>	<code>nospy this</code>
<code>a</code>	<code>abort</code>		
<code>@</code>	<code>command</code>	<code>u</code>	<code>unify</code>
<code><</code>	<code>reset printdepth</code>	<code>< <n></code>	<code>set printdepth</code>
<code>^</code>	<code>reset subterm</code>	<code>^ <n></code>	<code>set subterm</code>
<code>?</code>	<code>help</code>	<code>h</code>	<code>help</code>

- `c` (*creep*)

causes the debugger to single-step to the very next port and print a message. Then if the port is leashed the user is prompted for further interaction. Otherwise it continues creeping. If leashing is off, `creep` is the same as `leap` (see below) except that a complete trace is printed on the terminal.

- `l` (*leap*)

causes the interpreter to resume running the program, only stopping when a spy-point or breakpoint is reached (or when the program terminates). Leaping can thus be used to follow the execution at a higher level than exhaustive tracing. All that is needed to do is to set spy-points and breakpoints on an evenly spread set of pertinent predicates or lines, and then follow the control flow through these by leaping from one to the other.

- `s` (*skip*)

is only valid for Call and Redo ports, if it is issued in Exit or Fail ports it is equivalent to `creep`. It skips over the entire execution of the predicate. That is, no message will be seen until control comes back to this predicate (at either the Exit port or the Fail port). Skip is particularly useful while creeping since it guarantees that control will be returned after

the (possibly complex) execution within the box. With `skip` then no message at all will appear until control returns to the Exit port or Fail port corresponding to this Call port or Redo port. This includes calls to predicates with spy-points and breakpoints set: they will be masked out during the skip. There is a way of overriding this: the `t` option after a `⌘C` interrupt will disable the masking. Normally, however, this masking is just what is required!

- `r (retry)`

can be used at any of the four ports (although at the Call port it has no effect). It transfers control back to the Call port of the box. This allows restarting an invocation when, for example, it has left the programmer with some weird result. The state of execution is exactly the same as in the original call (unless the invocation has performed side effects, which will not be undone). When a retry is performed the invocation counter is reset so that counting will continue from the current invocation number regardless of what happened before the retry. This is in accord with the fact that execution has, in operational terms, returned to the state before anything else was called.

If an integer is supplied after the retry command, then this is taken as specifying an invocation number and the system tries to get to the Call port, not of the current box, but of the invocation box specified. It does this by continuously failing until it reaches the right place. Unfortunately this process cannot be guaranteed: it may be the case that the invocation the programmer is looking for has been cut out of the search space by cuts in the program. In this case the system fails to the latest surviving Call port before the correct one.

- `f (fail)`

can be used at any of the four ports (although at the Fail port it has no effect). It transfers control to the Fail port of the box, forcing the invocation to fail prematurely. If an integer is supplied after the command, then this is taken as specifying an invocation number and the system tries to get to the Fail port of the invocation box specified. It does this by continuously failing until it reaches the right place. Unfortunately, as before, this process cannot be guaranteed.

- `d (display)`

displays the current goal using `display/1`. See `w` below.

- `p (print)`

re-prints the current goal using `print/1`. Nested structures will be printed to the specified `printdepth` (see below).

- `w (write)`

writes the current goal on the terminal using `write/1`.

- `v (variables)`

writes the list of the modified variables and their values. If a variable name (identifier) `N` is supplied, then the value of variable `N` is shown.

- `g (ancestors)`

provides a list of ancestors to the current goal, i.e., all goals that are hierarchically above the current goal in the calling sequence. It is always possible to jump to any goal in the ancestor list (by using `retry`, etc.). If an integer `n` is supplied, then only `n` ancestors will be printed. That is to say, the last `n` ancestors will be printed counting back from the current goal. Each entry in the list is preceded by the invocation number followed by the depth number (as would be given in a trace message).

- `n (nodebug)`

switches the debugger off. Note that this is the correct way to switch debugging off at a trace point. The `@` option cannot be used because it always returns to the debugger.

- `= (debugging)`

outputs information concerning the status of the current debugging session.

- `+ spy`
sets a spy-point on the current goal.
- `- (nospy)`
removes the spy-point from the current goal.
- `a (abort)`
causes an abort of the current execution. All the execution states built so far are destroyed and the system is put right back at the top-level of the interpreter. (This is the same as the built-in predicate `abort/0`.)
- `@ (command)`
allows calling arbitrary goals. The initial message `| ?-` will be output on the terminal, and a command is then read from the terminal and executed as if it was at top-level.
- `u (unify)`
is available at the Call port and gives the option of providing a solution to the goal from the terminal rather than executing the goal. This is convenient, e.g., for providing a “stub” for a predicate that has not yet been written. A prompt `| :` will be output on the terminal, and the solution is then read from the terminal and unified with the goal.
- `< (printdepth)`
sets a limit for the subterm nesting level that is printed in messages. While in the debugger, a `printdepth` is in effect for limiting the subterm nesting level when printing the current goal. When displaying or writing the current goal, all nesting levels are shown. The limit is initially 10. This command, without arguments, resets the limit to 10. With an argument of `n` the limit is set to `n`.
- `^ (subterm)`
sets the subterm to be printed in messages. While at a particular port, a current subterm of the current goal is maintained. It is the current subterm which is displayed, printed, or written when prompting for a debugger command. Used in combination with the `printdepth`, this provides a means for navigating in the current goal for focusing on the part which is of interest. The current subterm is set to the current goal when arriving at a new port. This command, without arguments, resets the current subterm to the current goal. With an argument of `n` (greater than 0 and less or equal to the number of subterms of the current subterm), the current subterm is replaced by its `n`'th subterm. With an argument of 0, the current subterm is replaced by its parent term.
- `? or h (help)`
displays the table of options given above.

6.7 Calling predicates that are not exported by a module

The Ciao module system does not allow calling predicates which are not exported during debugging. However, as an aid during debugging, this is allowed (only from the top-level and for modules which are in debug mode or source-level debug mode) using the `call_in_module/2` predicate.

Note that this does not affect analysis or optimization issues, since it only works on modules which are loaded in debug mode or source-level debug mode, i.e. unoptimized.

6.8 Acknowledgements (debugger)

Originally written by Andrzej Ciepielewski. Minor modifications by Mats Carlsson. Later modifications (17 Dec 87) by Takashi Chikayama (making tracer to use `print/1` rather than `write/1`, temporarily switching debugging flag off while writing trace message and within

“break” level). Additional modifications by Kish Shen (May 88): subterm navigation, handle unbound args in `spy/1` and `nospy/1`, trapping arithmetics errors in debug mode. Adapted then to `&-Prolog` and `Ciao` by Daniel Cabeza and included in the `Ciao` version control system. Extended for source-level debugging by Manuel C. Rodríguez. Option that shows variable names and values (`v <N>`) implemented by Edison Mera (2009). (See changelog if included in the document or in the version maintenance system for more detailed documentation on changes.)

7 Predicates controlling the interactive debugger

Author(s): A. Ciepielewski, Mats Carlsson, T. Chikayama, K. Shen, Daniel Cabeza, Manuel C. Rodriguez, Edison Mera.

This library implements predicates which are normally used in the interactive top-level shell to debug programs. A subset of them are available in the embeddable debugger.

7.1 Usage and interface (debugger)

- **Library usage:**
 :- use_module(library(debugger)).
- **Exports:**
 - *Predicates:*
 call_in_module/2.
 - *Multifiles:*
 define_flag/3.
- **Imports:**
 - *System library modules:*
 debugger/debugger_lib, format, ttyout.
 - *Packages:*
 prelude, nonpure, dcg, assertions, hiord, define_flag.

7.2 Documentation on exports (debugger)

call_in_module/2:

PREDICATE

Usage: call_in_module(Module, Predicate)

Calls predicate `Predicate` belonging to module `Module`, even if that module does not export the predicate. This only works for modules which are in debug (interpreted) mode (i.e., they are not optimized).

- *The following properties should hold at call time:*

`Module` is an atom. (basic_props:atom/1)

`Predicate` is a term which represents a goal, i.e., an atom or a structure. (basic_props:callable/1)

breakpt/6:

(UNDOC_REEXPORT)

Imported from `debugger_lib` (see the corresponding documentation for details).

debug/0:

(UNDOC_REEXPORT)

Imported from `debugger_lib` (see the corresponding documentation for details).

debug_module/1: (UNDOC_REEXPORT)
Imported from `debugger_lib` (see the corresponding documentation for details).

debug_module_source/1: (UNDOC_REEXPORT)
Imported from `debugger_lib` (see the corresponding documentation for details).

debugging/0: (UNDOC_REEXPORT)
Imported from `debugger_lib` (see the corresponding documentation for details).

debugrtc/0: (UNDOC_REEXPORT)
Imported from `debugger_lib` (see the corresponding documentation for details).

get_debugger_state/1: (UNDOC_REEXPORT)
Imported from `debugger_lib` (see the corresponding documentation for details).

get_debugger_state/1: (UNDOC_REEXPORT)
Imported from `debugger_lib` (see the corresponding documentation for details).

leash/1: (UNDOC_REEXPORT)
Imported from `debugger_lib` (see the corresponding documentation for details).

list_breakpt/0: (UNDOC_REEXPORT)
Imported from `debugger_lib` (see the corresponding documentation for details).

maxdepth/1: (UNDOC_REEXPORT)
Imported from `debugger_lib` (see the corresponding documentation for details).

nobreakall/0: (UNDOC_REEXPORT)
Imported from `debugger_lib` (see the corresponding documentation for details).

nobreakpt/6: (UNDOC_REEXPORT)
Imported from `debugger_lib` (see the corresponding documentation for details).

nodebug/0: (UNDOC_REEXPORT)
Imported from `debugger_lib` (see the corresponding documentation for details).

nodebug_module/1: (UNDOC_REEXPORT)
 Imported from `debugger_lib` (see the corresponding documentation for details).

nodebugrtc/0: (UNDOC_REEXPORT)
 Imported from `debugger_lib` (see the corresponding documentation for details).

nospy/1: (UNDOC_REEXPORT)
 Imported from `debugger_lib` (see the corresponding documentation for details).

nospyall/0: (UNDOC_REEXPORT)
 Imported from `debugger_lib` (see the corresponding documentation for details).

notrace/0: (UNDOC_REEXPORT)
 Imported from `debugger_lib` (see the corresponding documentation for details).

spy/1: (UNDOC_REEXPORT)
 Imported from `debugger_lib` (see the corresponding documentation for details).

trace/0: (UNDOC_REEXPORT)
 Imported from `debugger_lib` (see the corresponding documentation for details).

tracertc/0: (UNDOC_REEXPORT)
 Imported from `debugger_lib` (see the corresponding documentation for details).

7.3 Documentation on multifiles (debugger)

define_flag/3: PREDICATE
 (Trust) Usage: `define_flag(Flag,FlagValues,Default)`
 – *The following properties hold upon exit:*
 Flag is an atom. (basic_props:atm/1)
 Define the valid flag values (basic_props:flag-values/1)
 The predicate is *multifile*.

7.4 Known bugs and planned improvements (debugger)

- Add an option to the emacs menu to automatically select all modules in a project.
- Consider the possibility to show debugging messages directly in the source code emacs buffer.

8 The script interpreter

Author(s): Daniel Cabeza, Manuel Hermenegildo.

`ciao-shell` is the Ciao script interpreter. It can be used to write *Prolog shell scripts* (see [Her96,CHV96b]), that is, executable files containing source code, which are compiled on demand.

Writing Prolog scripts can sometimes be advantageous with respect to creating binary executables for small- to medium-sized programs that are modified often and perform relatively simple tasks. The advantage is that no explicit compilation is necessary, and thus changes and updates to the program imply only editing the source file. The disadvantage is that startup of the script (the first time after it is modified) is slower than for an application that has been compiled previously.

An area of application is, for example, writing *CGI executables*: the slow speed of the network connection in comparison with that of executing a program makes program execution speed less important and has made scripting languages very popular for writing these applications. Logic languages are, a priori, excellent candidates to be used as scripting languages. For example, the built-in grammars and databases can sometimes greatly simplify many typical script-based applications.

8.1 How it works

Essentially, `ciao-shell` is a smaller version of the Ciao top-level, which starts by loading the file given to it as the first argument and then starts execution at `main/1` (the argument is instantiated to a list containing the command line options, in the usual way). Note that the Prolog script cannot have a `module` declaration for this to work. While loading the file, `ciao-shell` changes the prolog flag `quiet` so that no informational or warning messages are printed (error messages will be reported to `user_error`, however). The operation of `ciao-shell` in Unix-like systems is based in a special compiler feature: when the first character of a file is `'#'`, the compiler skips the first lines until an empty line is found. In Windows, its use is as easy as naming the file with a `.pls` extension, which will launch `ciao-shell` appropriately.

For example, in a Linux/Unix system, assume a file called `hello` contains the following program:

```
#!/usr/bin/env ciao-shell
% -*- mode: ciao; -*-

main(_) :-
    write('Hello world'), nl.
```

Then, the file `hello` can be *run* by simply making it executable and invoking it from the command line:

```
$ chmod +x hello
$ ./hello
Hello world
```

The lines:

```
#!/usr/bin/env ciao-shell
% -*- mode: ciao; -*-
```

invokes `ciao-shell` through `/usr/bin/env` (POSIX.2 compliant), instructing it to read this same file, and passing it the rest of the arguments to `hello` as arguments to the Prolog program. The second line `% -*- mode: ciao; -*-` is simply a comment which is seen by `emacs` and instructs it to edit this file in Ciao mode (this is needed because these script files typically do not have a `.pl` ending). When `ciao-shell` starts, if it is the first time, it compiles the program

(skipping the first lines, as explained above), or else at successive runs loads the `.po` object file, and then calls `main/1`.

Note that the process of creating Prolog scripts is made very simple by the Ciao emacs mode, which automatically inserts the header and makes the file executable (See Chapter 18 [Using Ciao inside GNU emacs], page 95).

8.2 Command line arguments in scripts

The following example illustrates the use of command-line arguments in scripts. Assume that a file called `say` contains the following lines:

```
#!/usr/bin/env ciao-shell
% -*- mode: ciao; -*-

main(Argv) :-
    write_list(Argv), nl.

write_list([]).
write_list([Arg|Args]) :-
    write(Arg),
    write(' '),
    write_list(Args).
```

An example of use is:

```
$ say hello dolly
hello dolly
```

Other miscellaneous standalone utilities

This is the documentation for a set of other miscellaneous standalone utilities that can be used as part of the development environment.

These utilities are contained in the `etc` directory of the Ciao distribution.

9 Printing the declarations and code in a file

Author(s): Manuel Hermenegildo.

A simple program for printing assertion information (predicate declarations, property declarations, type declarations, etc.) and printing code-related information (imports, exports, libraries used, etc.) on a file. The file should be a single Ciao or Prolog source file. It uses the Ciao compiler's pass one to do it. This program is specially useful for example for checking what assertions the assertion normalizer is producing from the original assertions in the file or to check what the compiler is actually seeing after some of the syntactic expansions (but before goal translations).

9.1 Usage (fileinfo)

```
fileinfo -asr <filename.asr>
    : pretty prints the contents of <filename.asr>

fileinfo [-v] [-m] <-a|-f|-c|-e> <filename> [libdir1] ... [libdirN]
-v : verbose output (e.g., lists all files read)
-m : restrict info to current module
-a : print assertions
-f : print code and interface (imports/exports, etc.)
-c : print code only
-e : print only errors - useful to check syntax of assertions in file

fileinfo -h
    : print this information
```

Note that system lib paths *must* be given explicitly, e.g. :

```
fileinfo -m -c foo.pl \
    /home/clip/System/ciao/lib \
    /home/clip/System/ciao/library \
```

9.2 More detailed explanation of options (fileinfo)

- If the `-a` option is selected, `fileinfo` prints the assertions (only code-oriented assertions – not comment-oriented assertions) in the file *after normalization*. If the `-f` option is selected `fileinfo` prints the file interface, the declarations contained in the file, and the actual code. The `-c` option prints only the code. If the `-e` option is selected `fileinfo` prints only any syntactic and import-export errors found in the file, including the assertions.
- `filename` must be the name of a Prolog or Ciao source file.
- This filename can be followed by other arguments which will be taken to be library directory paths in which to look for files used by the file being analyzed.
- If the `-m` option is selected, only the information related to the current module is printed.
- The `-v` option produces verbose output. This is very useful for debugging, since all the files accessed during assertion normalization are listed.
- In the `-asr` usage, `fileinfo` can be used to print the contents of a `.asr` file in human-readable form.

10 Printing the contents of a bytecode file

Author(s): Daniel Cabeza.

This simple program takes as an argument a bytecode (.po) file and prints out in symbolic form the information contained in the file. It uses compiler and engine builtins to do so, so that it keeps track with changes in bytecode format.

10.1 Usage (viewpo)

```
viewpo <file1>.po
  : print .po contents in symbolic form
```

```
viewpo -h
  : print this information
```


11 callgraph (library)

11.1 Usage and interface (callgraph)

- **Library usage:**
`:- use_module(library(callgraph)).`
- **Exports:**
 - *Predicates:*
`call_graph/2, reachability/4.`
- **Imports:**
 - *System library modules:*
`assertions/c_itf_props, sets, terms, graphs/ugraphs, xrefs/xrefsread.`
 - *Packages:*
`prelude, nonpure, assertions, regtypes.`

11.2 Documentation on exports (callgraph)

- call_graph/2:** PREDICATE
(True) Usage: `call_graph(File,Graph)`
 Graph is the call-graph of the code in File.
- *The following properties should hold at call time:*
 - File is an atom describing the name of a file. (c_itf_props:filename/1)
 - Graph is a free variable. (term_typing:var/1)
 - *The following properties hold upon exit:*
 - Graph is an ugraph. (ugraphs:ugraph/1)
- reachability/4:** PREDICATE
(True) Usage: `reachability(Graph,Sources,Reached,UnReached)`
 Reached are the vertices in Graph reachable from Sources, UnReached are the rest.
- *The following properties should hold at call time:*
 - Graph is an ugraph. (ugraphs:ugraph/1)
 - Sources is a list. (basic_props:list/1)
 - Reached is a free variable. (term_typing:var/1)
 - UnReached is a free variable. (term_typing:var/1)

12 Gathering the dependent files for a file

Author(s): Daniel Cabeza, Manuel Hermenegildo.

This simple program takes a single Ciao or Prolog source filename (which is typically the main file of an application). It prints out the list of all the dependent files, i.e., all files needed in order to build the application, including those which reside in libraries. This is particularly useful in Makefiles, for building standalone distributions (e.g., .tar files) automatically.

The filename should be followed by other arguments which will be taken to be library directory paths in which to look for files used by the file being analyzed.

12.1 Usage (get_deps)

```
get_deps [-u <filename>] <filename> [lib_dir1] ... [lib_dirN]
          : return dependent files for <filename>
          : found in [lib_dir1] ... [lib_dirN]

get_deps -h
          : print this information
```


13 Finding differences between two Prolog files

Author(s): Francisco Bueno.

This simple program works like the good old diff but for files that contain Prolog code. It prints out the clauses that it finds are different in the files. Its use avoids textual differences such as different variable names and different formatting of the code in the files.

13.1 Usage (pldiff)

```
pldiff <file1> <file2>
  : find differences

pldiff -h
  : print this information
```

but you can also use the program as a library and invoke the predicate:

```
pldiff( <filename> , <filename> )
```

13.2 Known bugs and planned improvements (pldiff)

- Currently uses variant/2 to compare clauses. This is useful, but there should be an option to select the way clauses are compared, e.g., some form of equivalence defined by the user.

14 The Ciao lpmake scripting facility

Author(s): Manuel Hermenegildo, The CLIP Group.

Note: lpmake and the make library are still under development, and they may change in future releases.

lpmake is a Ciao application which uses the Ciao **make** library to implement a dependency-driven scripts in a similar way to the Un*x **make** facility.

The original purpose of the Un*x **make** utility is to determine automatically which pieces of a large program needed to be recompiled, and issue the commands to recompile them. In practice, **make** is often used for many other purposes: it can be used to describe any task where some files must be updated automatically from others whenever these change. **lpmake** can be used for the same types of applications as **make**, and also for some new ones, and, while being simpler, it offers a number of advantages over **make**. The first one is *portability*. When compiled to a bytecode executable **lpmake** runs on any platform where a Ciao engine is available. Also, the fact that typically many of the operations are programmed in Prolog within the makefile, not needing external applications, improves portability further. The second advantage of **lpmake** is *improved programming capabilities*. While **lpmake** is simpler than **make**, **lpmake** allows using the Ciao Prolog language within the scripts. This allows establishing more complex dependencies and programming powerful operations within the make file, and without resorting to external packages (e.g., operating system commands), which also helps portability. A final advantage of **lpmake** is that it supports a form of *autodocumentation*: comments associated to targets can be included in the configuration files. Calling **lpmake** in a directory which has such a configuration file explains what commands the configuration file support and what these commands will do.

14.1 General operation

To prepare to use **lpmake**, and in a similar way to **make**, you must write a *configuration file*: a module (typically called **Makefile.pl**) that describes the relationships among files in your program or application, and states the commands for updating each file. In the case of compiling a program, typically the executable file is obtained from object files, which are in turn obtained by compiling source files. Another example is running **latex** and **dvips** on a set of source **.tex** files to generate a document in **dvi** and **postscript** formats.

Once a suitable make file exists, each time you change some source files, simply typing **lpmake** suffices to perform all necessary operations (recompilations, processing text files, etc.). The **lpmake** program uses the dependency rules in the makefile and the last modification times of the files to decide which of the files need to be updated. For each of those files, it issues the commands recorded in the makefile. For example, in the **latex/ dvips** case one rule states that the **.dvi** file would be updated from the **.tex** files whenever one of them changes and another rule states that the **.ps** file needs to be updated from a **.dvi** file every time it changes. The rules also describe the commands to be issued to update the files.

So, the general process is as follows: **lpmake** executes commands in the configuration file to update one or more target *names*, where *name* is often a program, but can also be a file to be generated or even a “virtual” target. **lpmake** updates a target if it depends on prerequisite files that have been modified since the target was last modified, or if the target does not exist. You can provide command line arguments to **lpmake** to control which files should be regenerated, or how.

14.2 Format of the Configuration File

lpmake uses as default configuration file the file **Makefile.pl**, if it is present in the current directory. This can be overridden and another file used by means of the **-m** option. The configuration file must be a *module* and this module must make use of the **make** package. This package

provides syntax for defining the dependency rules and functionality for correctly interpreting these rules.

The configuration file can contain such rules and also arbitrary Ciao Prolog predicates, and can also import other Ciao modules, packages, or make file. This is useful to implement inheritance across different configuration files, i.e., the values declared in a configuration file can be easily made to override those defined in another, using the standard Ciao rules for module overriding, reexport, etc. The syntax of the rules is described in Chapter 102 [The Ciao Make Package], page 525, together with some examples.

14.3 lpmake usage

Supported command line options:

```
lpmake [-v] [-d Name1=Value1] ... [-d Namen=Valuen] \  
<command1> ... <commandn>
```

Process commands <command1> ... <commandn>, using file 'Makefile.pl' or directory 'installer' in the current directory as configuration file. The configuration file must be a module.

The optional argument '-v' produces verbose output, reporting on the processing of the dependency rules. Very useful for debugging makefiles.

The argument '-d' indicates that a variable definition Name=Value follows. The effect of this is adding the fact 'name_value(Name, Value).' (i.e., 'name_value(Name) := Value. '), defined in the module library(make(make_rt)).

```
lpmake [-v] [-d Name1=Value1] ... [-d Namen=Valuen] \  
[[[-m|-l] <.../Configfile1.pl>] [[[-m|-l] <.../Configfilen.pl>] \  
<command1> ... <commandn>
```

Same as above, but using files <.../Configfilex.pl> as configuration file. One or more configuration files can be used. When using more than one configuration file, the additional configuration files are loaded dynamically into the first one with the predicate register_config_file/1. Using -l instead of -m indicates that this configuration file is a library module (i.e., it will be looked for in the libraries).

```
lpmake -h      [ [-m|-l] <.../Configfile.pl> ]  
lpmake -help  [ [-m|-l] <.../Configfile.pl> ]  
lpmake --help [ [-m|-l] <.../Configfile.pl> ]
```

Print this help message. If a configuration file is available in the current directory or is given as an option, and the commands in it are commented, then information on these commands is also printed.

14.4 Acknowledgments (lpmake)

Some parts of the documentation are taken from the documentation of GNU's `gmake`.

14.5 Known bugs and planned improvements (lpmake)

- Rename or add a default directory `makedir/Makedir`, instead of `installer` directory, as recommended by Manuel Herme. – EMM

15 Find out which architecture we are running on

Author(s): Manuel Carro, Robert Manchek.

The architecture and operating system the engine is compiled for determines whether we can use or not certain libraries. This script, taken from a PVM distribution, uses a heuristic (which may need to be tuned from time to time) to find out the platform. It returns a string which is used throughout the engine (in `#ifdefs`) to enable/disable certain characteristics.

15.1 Usage (`ciao_get_arch`)

Usage: `ciao_get_arch`

15.2 More details (`ciao_get_arch`)

Look at the script itself...

16 Print out WAM code

Author(s): Manuel Carro.

This program prints to standard output a symbolic form of the Wam code the compiler generates for a given source file.

16.1 Usage (compiler_output)

Print WAM code for a .pl file

Usage: compiler_output <file.pl>

17 Customizing library paths and path aliases

Author(s): Daniel Cabeza.

This library provides means for customizing, from environment variables, the libraries and path aliases known by an executable. Many applications of Ciao, including `ciaoc`, `ciaosh`, and `ciao-shell` make use of this library. Note that if an executable is created dynamic, it will try to load its components at startup, before the procedures of this module can be invoked, so in this case all the components should be in standard locations.

17.1 Usage and interface (`libpaths`)

- **Library usage:**
`:- use_module(library(libpaths)).`
- **Exports:**
 - *Predicates:*
`get_alias_path/0.`
 - *Multifiles:*
`file_search_path/2, library_directory/1.`
- **Imports:**
 - *System library modules:*
`system, lists.`
 - *Packages:*
`prelude, nonpure, assertions.`

17.2 Documentation on exports (`libpaths`)

`get_alias_path/0:`

PREDICATE

`get_alias_path`

Consult the environment variable 'CIAOALIASEPATH' and add facts to predicates `library_directory/1` and `file_search_path/2` to define new library paths and path aliases. The format of 'CIAOALIASEPATH' is a sequence of paths or alias assignments separated by colons, an alias assignment is the name of the alias, an '=' and the path represented by that alias (no blanks allowed). For example, given

```
CIAOALIASEPATH=/home/bardo/ciao:contrib=/usr/local/lib/ciao
```

the predicate will define `/home/bardo/ciao` as a library path and `/usr/local/lib/ciao` as the path represented by 'contrib'.

17.3 Documentation on multifiles (`libpaths`)

`file_search_path/2:`

PREDICATE

See Chapter 29 [Basic file/stream handling], page 191. The predicate is *multifile*.

The predicate is of type *dynamic*.

Trust: `file_search_path(X,Y)`

– *The following properties hold upon exit:*

X is ground.

(basic_props:gnd/1)

Y is ground.

(basic_props:gnd/1)

library_directory/1:

PREDICATE

See Chapter 29 [Basic file/stream handling], page 191. The predicate is *multifile*.

The predicate is of type *dynamic*.

Trust: library_directory(X)

– *The following properties hold upon exit:*

X is ground.

(basic_props:gnd/1)

18 Using Ciao inside GNU emacs

Author(s): Manuel Hermenegildo, Manuel C. Rodriguez, Daniel Cabeza.

The Ciao emacs interface (or *mode* in emacs terms) provides a rich, integrated user interface to the Ciao *program development environment* components, including the `ciaosh` interactive top level, the `lpdoc` documentation generator, the testing system, and the `ciaopp` preprocessor. Most features of these Ciao development environment components are available from the command line of the top-level shell and the preprocessor and as standalone tools. However, using Ciao from inside emacs is highly recommended. The facilities that this mode provides include:

- *Syntax-based highlighting* (coloring), *auto-indentation*, *auto-fill*, etc. of code. This includes the assertions used by the preprocessor and the documentation strings used by the Ciao auto-documenter, `lpdoc`.
- Providing automatic access to on-line help for all predicates by accessing the Ciao system manuals in `info` format.
- Starting and communicating with the *Ciao top-level*, running in its own sub-shell. This facilitates loading programs, checking the *syntax* of programs (and of *assertions* within programs), marking and unmarking modules for interactive debugging, *tracing the source code* during debugging, making stand-alone executables, compiling modules to dynamically linkable Ciao objects, compiling modules to active objects, etc.
- Starting and communicating with `lpdoc`, the *Ciao auto-documenter*, running in its own sub-shell. This allows generating in a very convenient way manuals for any file(s) being edited, in a variety of output formats, and is very useful for quickly checking how the auto-generated documentation will look.
- Running unit tests on files or applications.
- Starting and communicating with `ciaopp`, the *Ciao preprocessor*, running in its own sub-shell. This allows easily performing certain kinds of *static checks* (useful for finding errors in programs before running them), program analysis tasks, and *program transformations* on source programs.
- Syntax highlighting and coloring of the error and warning messages produced by the top level, unit testing, preprocessor, or any other tool using the same message format (such as the `lpdoc` auto-documenter), and *locating automatically the points in the source files where such errors occur*.
- This mode also includes a very simple automatic *version control* system which allows keeping a *changelog* for individual files or for whole applications. This is done by automatically including changelog entries in source files, which can then be processed by the `lpdoc` auto-documenter. This is useful for smaller projects that are not stored in a repository and can also be used for maintaining changelogs even for projects that are repository-based.

This chapter explains how to use the Ciao emacs interface (and how to set up your emacs environment for correct operation, even though this is normally done automatically by the installation process). The Ciao emacs interface can also be used to work with traditional Prolog or CLP systems.

18.1 Conventions for writing Ciao programs under Emacs

There are currently a number of syntactic conventions for Ciao programs which greatly help operation of the Emacs development environment. These conventions are particularly important for the source-level debugger and the syntax-based coloring capabilities. The need for such conventions comes from the fact that it would be unrealistic to write a complete Ciao parser in Emacs lisp. These conventions are the following, more or less in order of importance:

- Clauses should begin on the first column (this is used to recognize the beginning of a clause).

- C style comments should not be used in a clause, but can be used outside any clause.

The following suggestions are not strictly necessary but can improve operation. In particular, they allow much greater precision in the location of program points during source-level debugging (for line by line tracing, when marking breakpoints, etc.):

- Body literals should be indented.
- There should be no more than one literal per line.

Other issues:

- Comments which start with %s are indented to the right if indentation is requested.
- For syntax-based highlighting to be performed, font-lock must be available and not disabled (the Ciao mode enables it but it may be disabled elsewhere in, e.g., the `.emacs` file).

18.2 Checking the installation

Typically, a complete pre-installation of the Ciao `emacs` interface is performed during Ciao installation. To check that installation was completed successfully, open a file with a `.pl` ending. You should see that `emacs` enters Ciao mode: the mode is identified in the status bar below the buffer and, if the `emacs` menu bar is enabled, you should see the Ciao menus. You should be able from the menu-bar, for example, to go to the Ciao manuals in the info or load the `.pl` file that you just opened into a Ciao top level.

If things don't work properly, see the section Section 18.22 [Installation of the Ciao `emacs` interface], page 114 later in this chapter.

18.3 Functionality and associated key sequences (bindings)

The following sections summarize the capabilities of the Ciao `emacs` interface and the (default) *key sequences* used to access those capabilities. Note however that most of these functions are also accessible from the menu bar, so learning these key combinations is not necessary: the list is provided mainly for illustration of the capabilities available, as well as completeness and documentation.

18.4 Syntax coloring and syntax-based editing

Syntax-based highlighting (coloring) of code is provided automatically when opening Ciao files. This includes also the assertions used by the preprocessor and the documentation strings used by the Ciao auto-documenter, `lpdoc`. The mode should be set to Ciao and the Ciao mode menus should appear on the menu bar. The colors and fonts used can be changed through the *customize* options in the help menu (see Section 18.21 [Customization], page 108).

During editing this coloring may be refreshed by calling the appropriate function (see below).

Limited syntax-based auto-indentation and auto-fill of code and comments is also provided. Syntax highlighting and coloring is also available for the error and warning messages produced by the top level, preprocessor, and auto-documenter, and, in general, for the output produced by these tools.

Commands:

- `(C-c) (h)` Undate (recompute) syntax-based highlighting (coloring).
- `(TAB)` Indent current line as Ciao code. With argument, indent any additional lines of the same clause rigidly along with this one.

18.5 Getting on-line help

The following commands are useful for getting on-line help. This is done by accessing the `info` version of the Ciao manuals or the `emacs` built-in help strings. Note also that the `info` standard `search` command (generally bound to `Ⓢ`) can be used inside `info` buffers to search for a given string.

- `C-c` `TAB` Find help for the symbol (e.g., predicate, directive, declaration, property, type, etc.) that is currently under the cursor. Opens a (hopefully) relevant part of the Ciao manuals in `info` mode. Requires that the Ciao manuals in `info` format be installed and accessible to `emacs` (i.e., they should appear somewhere in the `info` directory when typing `M-x info`). It also requires `word-help.el`, which is provided with Ciao. Refer to the installation instructions if this is not the case.
- `C-c` `/` Find a completion for the symbol (e.g., predicate, directive, declaration, type, etc.) that is currently under the cursor. Uses for completion the contents of the indices of the Ciao manuals. Same requirements as for finding help for the symbol.
- `C-c` `RET` Go to the part of the `info` directory containing the Ciao manuals.
- `C-h` `m` Show a short description of the Ciao emacs mode, including all key bindings.

18.6 Loading and compiling programs

These commands allow *loading programs*, *creating executables*, etc. by issuing the appropriate commands to a Ciao top level shell, running in its own buffer as a subprocess. See Chapter 5 [The interactive top-level shell], page 49 for details. The following commands implement the communication with the Ciao top level:

- `C-c` `t` Ensure that an inferior Ciao top-level process is running.
This opens a top-level window (if one did not exist already) where queries can be input directly. Programs can be loaded into this top level by typing the corresponding commands in this window (such as `use_module`, etc.), or, more typically, by opening the file to be loaded in an emacs window (where it can be edited) and issuing a load command (such as `C-c l` or `C-c L`) directly from there (see the loading commands of this mode and their bindings).
Note that many useful commands (e.g., to repeat and edit previous commands, interrupt jobs, locate errors, automatic completions, etc.) are available in this top-level window (see Section 18.7 [Commands available in toplevel and preprocessor buffers], page 98).
Often, it is not necessary to use this function since execution of any of the other functions related to the top level (e.g., loading buffers into the top level) ensures that a top level is started (starting one if required).
- `C-c` `l` Load the current buffer (and any auxiliary files it may use) into the top level.
The type of compilation performed (*compiling* or *interpreting*) is selected automatically depending on whether the buffer has been marked for debugging or not – see below. In case you try to load a file while in the middle of the debugging process the debugger is first aborted and then the buffer is loaded. Also, if there is a defined query, the user is asked whether it should be called.
- `C-c` `f` Load CiaoPP and then the current buffer (and any auxiliary files it may use) into the top level. Use CiaoPP `auto_check_assrt` predicate to check current buffer assertions and then load the buffer if there was no error.
- `C-c` `x` Make an executable from the code in the current buffer. The buffer must contain a `main/0` or `main/1` predicate. Note that compiler options can be set to determine

whether the libraries and auxiliary files used by the executable will be statically linked, dynamically linked, auto-loaded, etc.

C-c **O** Make a Ciao object (.po) file from the code in the current buffer. This is useful for example while debugging during development of a very large application which is compiled into an executable, and only one or a few files are modified. If the application executable is dynamically linked, i.e., the component .po files are loaded dynamically during startup of the application, then this command can be used to recompile only the file or files which have changed, and the correct version will be loaded dynamically the next time the application is started. However, note that this must be done with care since it only works if the inter-module interfaces have not changed. The recommended, much safer way is to generate the executable again, letting the Ciao compiler, which is inherently incremental, determine what needs to be recompiled.

C-c **a** Make an active module executable from the code in the current buffer. An active module is a remote procedure call server (see the `activemod` library documentation for details).

C-c **S** Set the current buffer as the principal file in a multiple module programming environment.

C-c **L** Load the module designated as *main module* (and all related files that it uses) into the top level. If no main module is defined it will load the current buffer.

The type of compilation performed (*compiling* or *interpreting*) is selected automatically depending on whether the buffer has been marked for debugging or not – see below. In case you try to load a file while in the middle of the debugging process the debugger is first aborted and then the buffer is loaded. Also, if there is a defined query, the user is asked whether it should be called.

18.7 Commands available in toplevel and preprocessor buffers

The interactive top level and the preprocessor both are typically run in an interactive buffer, in which it is possible to communicate with them in the same way as if they had been started from a standard shell. These interactive buffers run in the so-called *Ciao inferior mode*. This is a particular version of the standard emacs shell package (`comint`) and thus all the commands typically available when running shells inside emacs also work in these buffers. In addition, many of the commands and key bindings available in buffers containing Ciao source code are also available in these interactive buffers, when applicable. The Ciao-specific commands available include:

C-c **TAB** Find help for the symbol (e.g., predicate, directive, declaration, property, type, etc.) that is currently under the cursor. Opens a (hopefully) relevant part of the Ciao manuals in `info` mode. Requires that the Ciao manuals in `info` format be installed and accessible to `emacs` (i.e., they should appear somewhere in the `info` directory when typing `M-x info`). It also requires `word-help.el`, which is provided with Ciao. Refer to the installation instructions if this is not the case.

C-c **/** Find a completion for the symbol (e.g., predicate, directive, declaration, type, etc.) that is currently under the cursor. Uses for completion the contents of the indices of the Ciao manuals. Same requirements as for finding help for the symbol.

C-c **^** Go to the location in the source file containing the next error reported by the last Ciao subprocess (preprocessor or toplevel) which was run.

C-c **e** Remove error marks from last run (and also debugging marks if present). This finishes the error finding session.

C-c Q Set a default query. This may be useful specially during debugging sessions. However, as mentioned elsewhere, note that commands that repeat previous queries are also available.

This query can be recalled at any time using C-c Q. It is also possible to set things up so that this query will be issued automatically any time a program is (re)loaded. The functionality is available in the major mode (i.e., from a buffer containing a source file) and in the inferior mode (i.e., from the buffer running the top-level shell). When called from the major mode (i.e., from window containing a source file) then the user is prompted in the minibuffer for the query. When called from the inferior mode (i.e., from a top-level window) then the query on the current line, following the Ciao prompt, is taken as the default query.

To clear the default query use M-x ciao-clear-query or simply set it to an empty query: i.e., in a source buffer select C-c q and enter an empty query. In an inferior mode simply select C-c q on a line that contains only the system prompt.

C-c Q Issue predefined query.

C-c C-v Show last output file produced by Ciao preprocessor. The preprocessor works by producing a file which is a transformed and/or adorned (with assertions) version of the input file. This command is often used after running the preprocessor in order to visit the output file and see the results from running the preprocessor.

C-c v Report the version of the emacs Ciao mode.

The following are some of the commands from the comint shell package which may be specially useful (type `<f1> m` while in a Ciao interactive buffer for a complete list of commands):

M-p Cycle backwards through input history, saving input.

M-n Cycle forwards through input history.

M-r Search for a regular expression backward in input history using Isearch.

TAB Dynamically find completion of the item at point. Note that this completion command refers generally to filenames (rather than, e.g., predicate names, as in the previous functions).

M-? List all (filename) completions of the item at point.

RET Return at any point of the a line at the end of a buffer sends that line as input. Return not at end copies the rest of the current line to the end of the buffer and sends it as input.

^D Delete ARG characters forward or send an EOF to subprocess. Sends an EOF only if point is at the end of the buffer and there is no input.

^C ^U Kill all text from last stuff output by interpreter to point.

^C ^W Kill characters backward until encountering the beginning of a word. With argument ARG, do this that many times.

^C ^C Interrupt the current subjob. This command also kills the pending input between the process mark and point.

^C ^Z Stop the current subjob. This command also kills the pending input between the process mark and point.

WARNING: if there is no current subjob, you can end up suspending the top-level process running in the buffer. If you accidentally do this, use M-x comint-continue-subjob to resume the process. (This is not a problem with most shells, since they ignore this signal.)

^C ^ Send quit signal to the current subjob. This command also kills the pending input between the process mark and point.

18.8 Locating errors and checking the syntax of assertions

These commands allow locating quickly the point in the source code corresponding to errors flagged by the compiler or preprocessor as well as performing several syntactic checks of assertions:

- `C-c` `^` Go to the location in the source file containing the next error reported by the last Ciao subprocess (preprocessor or toplevel) which was run.
- `C-c` `e` Remove error marks from last run (and also debugging marks if present). This finishes the error finding session.
- `C-c` `E` Check the *syntax* of the code and assertions in the current buffer, as well as imports and exports. This uses the standard top level (i.e., does not call the preprocessor and thus does not require the preprocessor to be installed). Note that full (semantic) assertion checking must be done with the preprocessor.

18.9 Commands which help typing in programs

The following commands are intended to help in the process of writing programs:

- `C-c` `!` `S` Insert a (Unix) header at the top of the current buffer so that the Ciao script interpreter will be called on this file if *run* from the command line. It also makes the file “executable” (e.g., `'chmod +x <file>'` in Unix). See Chapter 8 [The script interpreter], page 71 for details.
- `C-c` `i` Indent a Ciao or Prolog file using `'plindent'`.

18.10 Debugging programs

These commands allow marking modules for *debugging* by issuing the appropriate commands to a Ciao top level shell, running in its own buffer as a subprocess. There are two different types of debugging: traditional debugging (using the byrd-box model and spy-points) and *source-level debugging* (same as traditional debugging plus source tracing and breakpoints). In order to use *breakpoints*, source debugging must be on. The following commands implement communication with the Ciao top level:

- `C-c` `d` Debug (or stop debugging) buffer source. This is a shortcut which is particularly useful when using the source debugger on a single module. It corresponds to several lower-level actions. Those lower-level actions depend on how the module was selected for debugging. In case the module was not marked for source-level debugging, it marks the module corresponding to the current buffer for source-level debugging, reloads it to make sure that it is loaded in the correct way for debugging (same as `C-c l`), and sets the debugger in trace mode (i.e., issues the `trace.` command to the top-level shell). Conversely, if the module was already marked for source-level debugging then it will take the opposite actions, i.e., it unmarks the module for source-level debugging, reloads it, and sets the debugger to non-debug mode.
- `C-c` `m` Mark, or unmark, the current buffer for debugging (traditional debugging or source debugging). Note that if the buffer has already been loaded while it was unmarked for debugging (and has therefore been loaded in “compile” mode) it has to be loaded again. The minibuffer shows how the module is loaded now and allows selecting another mode for it. There are three possibilities: N for no debug, S for source debug and D for traditional debug.
- `C-c` `M-m` Visits all Ciao files which are currently open in a buffer allowing selecting for each of them whether to debug them or not and the type of debugging performed. When

working on a multiple module program, it is possible to have many modules open at a time. In this case, you will navigate through all open Ciao files and select the debug mode for each of them (same as doing C-c m for each).

- C-c S b Set a breakpoint on the current literal (goal). This can be done at any time (while debugging or not). The cursor must be *on the predicate symbol of the literal*. Breakpoints are only useful when using source-level debugging.
- C-c S v Remove a breakpoint from the current literal (goal). This can be done at any time (while debugging or not). The cursor must be *on the predicate symbol of the literal*.
- C-c S n Remove all breakpoints. This can be done at any time (while debugging or not).
- C-c S l Redisplay breakpoints in all Ciao buffers. This ensures that the marks in the source files and the Ciao toplevel are synchronized.
- C-c S r Remove breakpoint coloring in all Ciao files.
- C-c S t Set the debugger to the trace state. In this state, the program is executed step by step.
- C-c S d Set the debugger to the debug state. In this state, the program will only stop in breakpoints and spyoints. Breakpoints are specially supported in emacs and using source debug.
- C-c r Load the current region (between the cursor and a previous mark) into the top level. Since loading a region of a file is typically done for debugging and/or testing purposes, this command always loads the region in debugging mode (interpreted).
- C-c p Load the predicate around the cursor into the top level. Since loading a single predicate is typically done for debugging and/or testing purposes, this command always loads the predicate in debugging mode (interpreted).

18.11 Testing programs

These commands allow testing predicates and modules, based on interactively defined queries or more sophisticated tests specified within the source code.

- C-c q Set a default query. This may be useful specially during debugging sessions. However, as mentioned elsewhere, note that commands that repeat previous queries are also available.

This query can be recalled at any time using C-c Q. It is also possible to set things up so that this query will be issued automatically any time a program is (re)loaded. The functionality is available in the major mode (i.e., from a buffer containing a source file) and in the inferior mode (i.e., from the buffer running the top-level shell). When called from the major mode (i.e., from window containing a source file) then the user is prompted in the minibuffer for the query. When called from the inferior mode (i.e., from a top-level window) then the query on the current line, following the Ciao prompt, is taken as the default query.

To clear the default query use M-x ciao-clear-query or simply set it to an empty query: i.e., in a source buffer select C-c q and enter an empty query. In an inferior mode simply select C-c q on a line that contains only the system prompt.

- C-c Q Issue predefined query.
- C-c u Run the test over the current buffer.
The test should be specified using a test assertion in the module.
- C-c U Run the test over the current buffer and the assertions of exported predicates.
The test should be specified using a test assertion in the module.

18.12 Preprocessing programs

These commands allow *preprocessing programs* with `ciaopp`, the *Ciao preprocessor*.

CiaoPP is the abstract interpretation-based preprocessor of the Ciao multi-paradigm program development environment. CiaoPP can perform a number of program debugging, analysis, and source-to-source transformation tasks on (Ciao) Prolog programs. These tasks include:

- Inference of properties of the predicates and literals of the program, including types, modes and other variable instantiation properties, non-failure, determinacy, bounds on computational cost, bounds on sizes of terms in the program, etc.
- Certain kinds of static debugging and verification, finding errors before running the program. This includes checking how programs call system library predicates and also checking the assertions present in the program or in other modules used by the program. Such assertions represent essentially partial specifications of the program.
- Several kinds of source to source program transformations such as program specialization, slicing, partial evaluation of a program, program parallelization (taking granularity control into account), inclusion of run-time tests for assertions which cannot be checked completely at compile-time, etc.
- The abstract model of the program inferred by the analyzers is used in the system to certify that an untrusted mobile code is safe w.r.t. the given policy (i.e., an abstraction-carrying code approach to mobile code safety).

The information generated by analysis, the assertions in the system specifications are all written in the same assertion language, which is in turn also used by the Ciao system documentation generator, `lpdoc`.

CiaoPP is distributed under the GNU general public license.

See the preprocessor manual for details. The following commands implement the communication with the Ciao preprocessor:

- `(C-c) (A)` Call the preprocessor to perform a number of pre-selected analyses on the current buffer (and related modules).
- `(C-c) (T)` Call the preprocessor to perform compile-time checking of the assertions (types, modes, determinacy, nonfailure, cost, ...) in the current buffer (and against those in related modules).
- `(C-c) (O)` Uses the preprocessor to perform optimizations (partial evaluation, abstract specialization, parallelization, ...) on the current buffer (and related modules).
- `(C-c) (M)` Browse and select (using the preprocessor menus) the actions to be performed by the preprocessor when performing analysis used by `M-x ciao- C-c A`, `C-c T`, `C-c O`, and the corresponding toolbar buttons.
- `(C-c) (C-v)` Show last output file produced by Ciao preprocessor. The preprocessor works by producing a file which is a transformed and/or adorned (with assertions) version of the input file. This command is often used after running the preprocessor in order to visit the output file and see the results from running the preprocessor.
- `(C-c) (C-r)` Ensure that an inferior Ciao preprocessor process is running.
This opens a preprocessor top-level window (if one did not exist already) where preprocessing commands and preprocessing menu options can be input directly. Programs can be preprocessed by typing commands in this window, or, more typically, by opening the file to be preprocessed in an emacs window (where it can be edited) and issuing a command (such as `C-c A`, `C-c T`, `C-c O`, or `C-c M`) directly from there (see the preprocessing commands of this mode and their bindings).

Note that many useful commands (e.g., to repeat and edit previous commands, interrupt jobs, locate errors, automatic completions, etc.) are available in this top-level window (see Section 18.7 [Commands available in toplevel and preprocessor buffers], page 98).

Often, it is not necessary to use this function since execution of any of the other functions related to the top level (e.g., loading buffers into the top level) ensures that a top level is started (starting one if required).

18.13 Version control

The following commands can be used to carry out a simple but effective form of version control by keeping a log of changes on a file or a group of related files. Interestingly, this log is kept in a format that is understood by `lpdoc`, the Ciao documenter [Her99]. As a result, if these version comments are present, then `lpdoc` will be able to automatically assign up to date version numbers to the manuals that it generates. This way it is always possible to identify to which version of the software a manual corresponds. Also, `lpdoc` can create automatically sections describing the changes made since previous versions, which are extracted from the comments in the changelog entries.

The main effect of these commands is to automatically associate the following information to a set of changes performed in the file and/or in a set of related files:

- a *version number* (such as, e.g., 1.2, where 1 is the major version number and 2 is the minor version number),
- a *patch number* (such as, e.g., the 4 in 1.2#4),
- a *time stamp* (such as, e.g., 1998/12/14,17:20*28+MET),
- the *author* of the change, and
- a *comment* explaining the change.

The version numbering used can be local to a single file or common to a number of related files. A simple version numbering policy is implemented: when a relevant change is made, the user typically inserts a changelog entry for it, using the appropriate command (or selecting the corresponding option when prompted while saving a file). This will cause the *patch number* for the file (or for the whole system that the file is part of) to be incremented automatically and the corresponding machine-readable comment to be inserted in the file. Major and minor version numbers can also be changed, but this is always invoked by hand (see below).

The changelog entry is written in the form of a `comment/2` declaration. As mentioned before, the advantage of using this kind of changelog entries is that these declarations can be processed by the `lpdoc` automatic documenter (see the `lpdoc` reference manual [Her99] or the `assertions` library documentation for more details on these declarations).

Whether the user is asked or not to introduce such changelog entries, and how the patch and version numbers should be increased is controlled by the presence in the file of a `comment/2` declaration of the type:

```
:- doc(version_maintenance,<type>).
```

(note that this requires including the `assertions` library in the source file). These declarations themselves are also typically introduced automatically when using this mode (see below).

The version maintenance mode can also be set alternatively by inserting a comment such as:

```
%% Local Variables:
%% mode: ciao
%% update-version-comments: "off"
%% End:
```

The lines above instruct emacs to put the buffer visiting the file in emacs Ciao mode and to turn version maintenance off. Setting the version maintenance mode in this way has the

disadvantage that `lpdoc`, the auto-documenter, and other related tools will not be aware of the type of version maintenance being performed (the lines above are comments for Ciao). However, this can be useful in fact for setting the *version maintenance mode for packages* and other files meant for inclusion in other files, since that way the settings will not affect the file in which the package is included.

The following commands implement the version control support:

`(C-c) (C-a)` Used to turn on or off version control for the file being visited in the current buffer. The user will be prompted to choose among the following options:

- `(v)` Turn version control on for this file.
- `(n)` Turn version control off for this file. A version control comment such as:

```
:- doc(version_maintenance,off).
```

will be added to the buffer and the file saved. No version control will be performed on this file until the line above is removed or modified (i.e., from now on C-x C-s simply saves the buffer).
- `(q)` Turn off prompting for the introduction of changelog entries for now. `emacs` will not ask again while the buffer is loaded, but it may ask again when saving after the next time you load the buffer (if `ciao-ask-for-version-maintenance-type` is set to `yes`).

If `(v)` is selected, then the system prompts again regarding how and where the version and patch number information is to be maintained. The following options are available:

`on` All version control information will be contained within this file. When saving a buffer (C-x C-s) `emacs` will ask if a changelog entry should be added to the file before saving. If a comment is entered by the user, a new patch number is assigned to it and the comment is added to the file. This patch number will be the one that follows the most recent changelog entry already in the file. This is obviously useful when maintaining version numbers individually for each file.

`<directory_name>`

Global version control will be performed coherently on several files. When saving a buffer (C-x C-s) `emacs` will ask if a changelog entry should be added to the file before saving. If a comment is given, the global patch number (which will be kept in the file: `<directory_name>/GlobalPatch`) is atomically incremented and the changelog entry is added to the current file, associated to that patch number. Also, a small entry is added to a file `<directory_name>/GlobalChangeLog` which points to the current file. This allows inspecting all changes sequentially by visiting all the files where the changes were made (see C-c C-n). This is obviously useful when maintaining a single thread of version and patch numbers for a set of files.

`off` Turns off version control: C-x C-s then simply saves the file as usual.

Some useful tips:

- If a changelog entry is in fact introduced, the cursor is left at the point in the file where the comment was inserted and the mark is left at the original file point. This allows inspecting (and possibly modifying) the changelog entry, and then returning to the original point in the file by simply typing C-x C-x.

- The first changelog entry is entered by default at the end of the buffer. Later, the changelog entries can be moved anywhere else in the file. New changelog entries are always inserted just above the first changelog entry which appears in the file.
- The comments in changelog entries can be edited at any time.
- If a changelog entry is moved to another file, and version numbers are shared by several files through a directory, the corresponding file pointer in the `<directory_name>/GlobalChangeLog` file needs to be changed also, for the entry to be locatable later using C-c C-n.

C-x C-s This is the standard emacs command that saves a buffer by writing the contents into the associated .pl file. However, in the Ciao mode, if version control is set to on for this file, then this command will ask the user before saving whether to introduce a changelog entry documenting the changes performed.

In addition, if:

- the buffer does not already contain a comment specifying the type of version control to be performed,
- and the customizable variable `ciao-ask-for-version-maintenance-type` is set to `yes` (go to the Ciao options menu, LPdoc area to change this, which is by default set to `no`),

then, before saving a buffer, the user will be also automatically asked to choose which kind of version control is desired for the file, as in C-c C-a.

C-c C-s Same as C-x C-s except that it forces prompting for inclusion of a changelog entry even if the buffer is unmodified.

C-c n Force a move to a new major/minor version number (the user will be prompted for the new numbers). Only applicable if using directory-based version maintenance. Note that otherwise it suffices with introducing a changelog entry in the file and changing its version number by hand.

C-c C-n When a unique version numbering is being maintained across several files, this command allows inspecting all changes sequentially by visiting all the files in which the changes were made:

- If in a source file, find the next changelog entry in the source file, open in another window the corresponding `GlobalChangeLog` file, and position the cursor at the corresponding entry. This allows browsing the previous and following changes made, which may perhaps reside in other files in the system.
- If in a `GlobalChangeLog` file, look for the next entry in the file, and open in another window the source file in which the corresponding comment resides, positioning the corresponding comment at the top of the screen. This allows going through a section of the `GlobalChangeLog` file checking all the corresponding comments in the different files in which they occur.

18.14 Generating program documentation

These commands provide some bindings and facilities for generating and viewing the documentation corresponding to the current buffer. The documentation is generated in a temporary directory, which is created automatically. This is quite useful while modifying the documentation for a file, in order to check the output that will be produced, without having to set up a documentation directory by hand or to regenerate a large manual of which the file may be a part.

- C-c** **D** **B** Generate the documentation for the current buffer in the default format. This allows generating a simple document for the current buffer. Basically, it creates a simple, default `SETTINGS.pl` file, sets `mainfile` in `SETTINGS.pl` to the current buffer file and then generates the documentation in a temporary directory. This is useful for seeing how the documentation of a file will format. Note that for generating manuals the best approach is to set up a permanent documentation directory with the appropriate `SETTINGS.pl` file (see the LPdoc manual).
- C-c** **D** **F** Change the default output format used by the LPdoc auto-documenter. It is set by default to `html` or to the environment variable `LPDOCFORMAT` if it is defined.
- C-c** **D** **S** Visit, or create, the `SETTINGS.pl` file (which controls all auto-documenter options) for the current buffer.
- C-c** **D** **G** Generate the documentation according to `SETTINGS.pl` in the default format. This allows generating complex documents but it assumes that `SETTINGS.pl` exists and that the options that it contains (main file, component files, paths, etc.) have been set properly. Documentation is generated in a temporary directory. Note however that for generating complex manuals the best approach is to set up a permanent documentation directory with the appropriate `SETTINGS.pl` (see the LPdoc manual).
- C-c** **D** **V** Start a viewer on the documentation for the current buffer in the default format.
- C-c** **D** **W** Change the root directory of the scratchpad for temporal source files. This is used, e.g., by the LPdoc auto-documenter when generating temporal configuration files and documentation for buffers. It is set by default to a new dir under `/tmp` or to the environment variable `CIAOSCRATCHDIR` if it is defined.

18.15 Setting top level preprocessor and documenter executables

These commands allow *changing the executables used* when starting the top-level, the preprocessor, or the auto-documenter. They also allow changing the arguments that these executables take, and changing the path where the libraries reside. In the case of the top-level and preprocessor, this should be done only by users which understand the implications, but it is very useful if several versions of Ciao or the preprocessor are available in the system. All these settings can be changed through the *customize* options in the help menu (see Section 18.21 [Customization], page 108).

- C-c** **S** **A**
- C-c** **S** **C** Change the Ciao executable used to run the top level. It is set by default to `ciao` or, to the environment variable `CIAO` if it is defined.
- C-c** **S** **C-c** Change the arguments passed to the Ciao executable. They are set by default to none or, to the environment variable `CIAOARGS` if it is defined.
- C-c** **S** **P** Change the executable used to run the Ciao Preprocessor toplevel. It is set by default to `ciaopp` or, to the environment variable `CIAOPP` if it is defined.
- C-c** **S** **C-p** Change the arguments passed to the Ciao preprocessor executable. They are set by default to none or to the environment variable `CIAOPPARGS` if it is defined.

C-c S L Change the location of the Ciao library paths (changes the environment variable CIAOLIB).

C-c S D Change the executable used to run the LPdoc auto-documenter. It is set by default to `lpdoc` or to the environment variable `LPDOC` if it is defined.

C-c S C-d Change the arguments passed to the LPdoc auto-documenter. They are set by default to none or to the environment variable `LPDOCARGS` if it is defined.

C-c S C-l Change the path in which the LPdoc library is installed. It is set by default to `/home/clip/lib` or to the environment variable `LPDOCLIB` if it is defined.

18.16 Other commands

Some other commands which are active in the Ciao mode:

C-c C-l Recenter the most recently used Ciao inferior process buffer (e.g., top level, preprocessor, etc.).

18.17 Traditional Prolog Mode Commands

These commands provide some bindings and facilities for loading programs, which are present in emacs Prolog modes of traditional Prolog systems (e.g., SICStus). This is useful mainly if the Ciao emacs mode is used with such Prolog systems. Note that these commands (`compile/1` and `consult/1`) are deprecated in Ciao (due to the more advanced, separate compilation model in Ciao) and their use in the Ciao top-level is not recommended.

C-c K Compile the entire buffer.

C-c k Compile a given region.

C-c C-k Compile the predicate around point.

C-c C Consult the entire buffer.

C-c c Consult a given region.

C-c C-c Consult the predicate around point.

18.18 Coexistence with other Prolog-like interfaces

As mentioned previously, the Ciao emacs interface can also be used to work with traditional Prolog or CLP systems. Also, the Ciao emacs interface (*mode*) can coexist with other Prolog-related emacs interfaces (*modes*) (such as, e.g., the SICStus Prolog interface). Only one of the interfaces can be active at a time for a given buffer (i.e., for each given file opened inside emacs). In order to change a buffer to a given interface, move the cursor to that buffer and type `M-x ...-mode` (e.g., for the Ciao mode, `M-x ciao-mode`).

If several Prolog-related emacs interfaces are loaded, then typically the *last* one to be loaded takes precedence, in the sense that this will be the interface in which emacs will be set when opening files which have a `.pl` ending (this depends a bit on how things are set up in your `.emacs` file).

18.19 Getting the Ciao mode version

C-c v Report the version of the emacs Ciao mode.

18.20 Using Ciao mode capabilities in standard shells

The capabilities (commands, coloring, error location, ...) which are active in the Ciao *inferior* mode can also be made available in any standard command line shell which is being run within emacs. This can be enabled by going to the buffer in which the shell is running and typing “`(M-x) ciao-inferior-mode`”. This is very useful for example when running the stand-alone compiler, the `lpdoc` auto-documenter, or even certain user applications (those that use the standard error message library) in an emacs sub-shell. Turning the Ciao inferior mode on on that sub-shell will highlight and color the error messages, and automatically find and visit the locations in the files in which the errors are reported.

Finally, one the most useful applications of this is when using the embedded debugger (a version of the debugger which can be embedded into executables so that an interactive debugging session can be triggered at any time while running that executable without needing the top-level shell). If an application is run in a shell buffer which has been set with Ciao inferior mode (`(M-x) ciao-inferior-mode`) and this application starts emitting output from the embedded debugger (i.e., which contains the embedded debugger and is debugging its code) then the Ciao emacs mode will be able to follow these messages, for example tracking execution in the source level code. This also works if the application is written in a combination of languages, provided the parts written in Ciao are compiled with the embedded debugger package and is thus a convenient way of debugging multi-language applications. The only thing needed is to make sure that the output messages appear in a shell buffer that is in Ciao inferior mode.

18.21 Customization

This section explains all variables used in the Ciao emacs mode which can be customized by users. Such customization can be performed (in later versions of `emacs`) from the `emacs` menus (`Help -> Customize -> Top-level Customization Group`), or also by adding a `setq` expression in the `.emacs` file. Such `setq` expression should be similar to:

```
(setq <variable> <new_value>)
```

The following sections list the different variables which can be customized for `ciao`, `ciaoopp` and `lpdoc`.

18.21.1 Ciao general variables

`ciao-ask-for-version-maintenance-type` (*string*)

If turned to `yes` the system asks prompts to set version control when saving files that do not set a version control system explicitly within the file.

`ciao-create-sample-file-on-startup` (*boolean*)

When starting the Ciao environment using `ciao-startup` two buffers are opened: one with a `oplevel` and another with a sample file. This toggle controls whether the sample file, meant for novice users, is created or not. Set by default, non-novice users will probably want to turn it off.

`ciao-first-indent-width` (*integer*)

First level indentation for a new goal.

`ciao-indent-width` (*integer*)

Indentation for a new goal.

`ciao-inhibit-toolbar` (*boolean*)

*Non-nil means don't use the specialized Ciao toolbar.

`ciao-library-path` (*string*)

Path to the Ciao System libraries (reads/sets the `CIAOLIB` environment variable). Typically left empty, since `ciao` executables know which library to use.

`ciao-locate-also-note-messages` (*boolean*)

If set, also when errors of type NOTE are detected the corresponding file is visited and the location marked. It is set to nil by default because sometimes the user prefers not to take any action with respect to these messages (for example, many come from the documenter, indicating that adding certain declarations the documentation would be improved).

`ciao-locate-errors-after-run` (*boolean*)

If set, location of any errors produced when running Ciao tools (loading or preprocessing code, running the documenter, etc.) will be initiated automatically. I.e., after running a command, the system will automatically highlight any error messages and the corresponding areas in source files if possible. If set to nil this location will only happen after typing C-c ‘ or accessing the corresponding menu or tool bar button.

`ciao-os-shell-prompt-pattern` (*string*)

Regular expression used to describe typical shell prompt patterns (csh and bash), so that error location works in inferior shells. This is useful for example so that errors are located when generating documentation, and also when using the embedded debugger or any other application in a shell. It is best to be as precise as possible when defining this so that the standard Ciao error location does not get confused.

`ciao-scratchpad-root` (*directory*)

Name of root directory of the scratchpad for temporal source files and directories.

`ciao-system` (*string*)

Name of Ciao executable which runs the classical top level.

`ciao-system-args` (*string*)

Arguments passed to Ciao toplevel executable.

`ciao-toplevel-buffer-name` (*string*)

Basic name of the buffer running the Ciao toplevel inferior process.

`ciao-user-directives` (*list*)

List of identifiers of any directives defined by users which you would like highlighted (colored). Be careful, since wrong entries may affect other syntax highlighting.

18.21.2 CiaoPP variables

`ciao-ciaopp-buffer-name` (*string*)

Basic name of the buffer running the Ciao preprocessor inferior process.

`ciao-ciaopp-gmenu-buffer-name` (*string*)

Name of the buffer running the Ciao preprocessor graphical menu interface.

`ciao-ciaopp-system` (*string*)

Name of Ciao preprocessor executable.

`ciao-ciaopp-system-args` (*string*)

Arguments passed to Ciao preprocessor executable.

`ciao-ciaopp-use-graphical-menu` (*boolean*)

If set, an interactive graphical menu is used for controlling CiaoPP, instead of asking ascii questions in the CiaoPP buffer.

18.21.3 LPdoc variables

- `ciao-lpdoc-buffer-name` (*string*)
Basic name of the buffer running the auto-documenter inferior process.
- `ciao-lpdoc-docformat` (*symbol*)
Name of default output format used by LPdoc.
- `ciao-lpdoc-libpath` (*directory*)
Path in which the LPdoc library is installed.
- `ciao-lpdoc-system` (*string*)
Name of LPdoc auto-documenter executable.
- `ciao-lpdoc-system-args` (*string*)
Arguments passed to LPdoc executable.

18.21.4 Faces used in syntax-based highlighting (coloring)

- `ciao-button-pressed-widget-face` (*face*)
Face used for documentation text.
- `ciao-button-widget-face` (*face*)
Face used for documentation text.
- `ciao-edit-widget-face` (*face*)
Face used for documentation text.
- `ciao-face-answer-val` (*face*)
Face to use for answer values in top level.
- `ciao-face-answer-var` (*face*)
Face to use for answer variables in top level.
- `ciao-face-builtin-directive` (*face*)
Face to use for the standard directives.
- `ciao-face-check-assrt` (*face*)
Face to use for check assertions.
- `ciao-face-checked-assrt` (*face*)
Face to use for checked assertions.
- `ciao-face-ciaopp-option` (*face*)
Face to use for CiaoPP option menus.
- `ciao-face-clauseheadname` (*face*)
Face to use for clause head functors.
- `ciao-face-comment` (*face*)
Face to use for code comments using fixed pitch (double %).
- `ciao-face-comment-variable-pitch` (*face*)
Face to use for code comments using variable pitch (single %).
- `ciao-face-concurrency-op` (*face*)
Face to use for concurrency operators.
- `ciao-face-condcode-directive` (*face*)
Face to use for the conditional code directives.
- `ciao-face-cut` (*face*)
Face to use for cuts.

- `ciao-face-debug-breakpoint` (*face*)
Face to use with breakpoints in source debugger.
- `ciao-face-debug-call` (*face*)
Face to use when at call port in source debugger.
- `ciao-face-debug-exit` (*face*)
Face to use when at exit port in source debugger.
- `ciao-face-debug-expansion` (*face*)
Face to use in source debugger when source literal not located.
- `ciao-face-debug-fail` (*face*)
Face to use when at fail port in source debugger.
- `ciao-face-debug-mess` (*face*)
Face to use for debug messages.
- `ciao-face-debug-redo` (*face*)
Face to use when at redo port in source debugger.
- `ciao-face-entry-assrt` (*face*)
Face to use for entry assertions.
- `ciao-face-error-mess` (*face*)
Face to use for error messages.
- `ciao-face-false-assrt` (*face*)
Face to use for false assertions.
- `ciao-face-fontify-sectioning` (*symbol*)
Whether to fontify sectioning macros with varying height or a color face.
If it is a number, use varying height faces. The number is used for scaling starting from ‘ciao-face-sectioning-5-face’. Typically values from 1.05 to 1.3 give best results, depending on your font setup. If it is the symbol ‘color’, use ‘font-lock-type-face’.
Caveats: Customizing the scaling factor applies to all sectioning faces unless those face have been saved by customize. Setting this variable directly does not take effect unless you call ‘ciao-face-update-sectioning-faces’ or restart Emacs.
Switching from ‘color’ to a number or vice versa does not take effect unless you call M-x font-lock-fontify-buffer or restart Emacs.
- `ciao-face-funexp-atom` (*face*)
Face to use for atoms in functional notation.
- `ciao-face-highlight-code` (*face*)
Face to use for highlighting code areas (e.g., when locating the code area that an error message refers to).
- `ciao-face-library-directive` (*face*)
Face to use for directives defined in the library.
- `ciao-face-lpdoc-bug-comment` (*face*)
Face to use for LPdoc bug comments.
- `ciao-face-lpdoc-command` (*face*)
Face to use LPdoc commands inserted in documentation text.
- `ciao-face-lpdoc-comment` (*face*)
Face to use for LPdoc textual comments.
- `ciao-face-lpdoc-comment-variable-pitch` (*face*)
Face to use for LPdoc textual comments in variable pitch.

- `ciao-face-lpdoc-crossref` (*face*)
Face to use for LPdoc cross-references.
- `ciao-face-lpdoc-include` (*face*)
Face to use for LPdoc include commands.
- `ciao-face-lpdoc-verbatim` (*face*)
Face to use for LPdoc verbatim text.
- `ciao-face-lpdoc-version-comment` (*face*)
Face to use for LPdoc version comments.
- `ciao-face-modedef-assrt` (*face*)
Face to use for modedef definitions.
- `ciao-face-module-directive` (*face*)
Face to use for the module-related directives.
- `ciao-face-no-answer` (*face*)
Face to use for no answer in top level.
- `ciao-face-note-mess` (*face*)
Face to use for note messages.
- `ciao-face-other-mess` (*face*)
Face to use for other messages.
- `ciao-face-predicate-directive` (*face*)
Face to use for the predicate-related directives.
- `ciao-face-prompt` (*face*)
Face to use for prompts in top-level and shells.
- `ciao-face-prop-assrt` (*face*)
Face to use for property definitions.
- `ciao-face-quoted-atom` (*face*)
Face to use for quoted atoms.
- `ciao-face-script-header` (*face*)
Face to use for script headers.
- `ciao-face-sectioning-0-face` (*face*)
Face for sectioning commands at level 0.
Probably you don't want to customize this face directly. Better change the base face 'ciao-face-sectioning-5-face' or customize the variable 'ciao-face-fontify-sectioning'.
- `ciao-face-sectioning-1-face` (*face*)
Face for sectioning commands at level 1.
Probably you don't want to customize this face directly. Better change the base face 'ciao-face-sectioning-5-face' or customize the variable 'ciao-face-fontify-sectioning'.
- `ciao-face-sectioning-2-face` (*face*)
Face for sectioning commands at level 2.
Probably you don't want to customize this face directly. Better change the base face 'ciao-face-sectioning-5-face' or customize the variable 'ciao-face-fontify-sectioning'.
- `ciao-face-sectioning-3-face` (*face*)
Face for sectioning commands at level 3.
Probably you don't want to customize this face directly. Better change the base face 'ciao-face-sectioning-5-face' or customize the variable 'ciao-face-fontify-sectioning'.

- `ciao-face-sectioning-4-face` (*face*)
Face for sectioning commands at level 4.
Probably you don't want to customize this face directly. Better change the base face 'ciao-face-sectioning-5-face' or customize the variable 'ciao-face-fontify-sectioning'.
- `ciao-face-sectioning-5-face` (*face*)
Face for sectioning commands at level 5.
- `ciao-face-startup-message` (*face*)
Face to use for system splash message.
- `ciao-face-string` (*face*)
Face to use for strings.
- `ciao-face-test-assrt` (*face*)
Face to use for test assertions.
- `ciao-face-texec-assrt` (*face*)
Face to use for texec assertions.
- `ciao-face-true-assrt` (*face*)
Face to use for true assertions.
- `ciao-face-trust-assrt` (*face*)
Face to use for trust assertions.
- `ciao-face-type-assrt` (*face*)
Face to use for type definitions.
- `ciao-face-user-directive` (*face*)
Face to use for directives defined by the user (see `ciao-user-directives` custom variable to add new ones).
- `ciao-face-variable` (*face*)
Face to use for variables.
- `ciao-face-warning-mess` (*face*)
Face to use for warning messages.
- `ciao-face-yes-answer` (*face*)
Face to use for yes answer in top level.
- `ciao-faces-use-variable-pitch-in-comments` (*boolean*)
Controls whether variable pitch fonts are used when highlighting comments. Unset by default. After changing this you must exit and reinitialize for the change to take effect.
- `ciao-menu-error-widget-face` (*face*)
Face used for menu error representation in graphical interface.
- `ciao-menu-note-widget-face` (*face*)
Face used for menu note representation in graphical interface.
- `ciao-mouse-widget-face` (*face*)
Face used for documentation text.
- `ciao-text-widget-face` (*face*)
Face used for documentation text.
- `ciao-title-widget-face` (*face*)
Face to use for interactive menu title.

18.22 Installation of the Ciao emacs interface

If opening a file ending with `.pl` puts emacs in another mode (such as `perl` mode, which is the –arguably incorrect– default setting in some emacs distributions), then either the emacs mode was not installed or the installation settings are being overwritten by other settings in your `.emacs` file or in some library. In any case, you can set things manually so that the Ciao mode is loaded by default in your system. This can be done by including in your `.emacs` file a line such as:

```
(load <CIAOLIBDIR>/ciao-mode-init)
```

This loads the above mentioned file from the Ciao library, which contains the following lines (except that the paths are changed during installation to appropriate values for your system):

```

; -*- mode: emacs-lisp; -*-
;;; ciao-config.el --- Configuration parameters for this installation

;; Copyright (C) 1986-2012 Free Software Foundation, Inc. and
;; M. Hermenegildo and others (herme@fi.upm.es, UPM-CLIP, Spain).

;; This file is not part of GNU Emacs.

;; This file is free software; you can redistribute it and/or modify
;; it under the terms of the GNU General Public License as published by
;; the Free Software Foundation; either version 3, or (at your option)
;; any later version.

;; This file is distributed in the hope that it will be useful,
;; but WITHOUT ANY WARRANTY; without even the implied warranty of
;; MERCHANTABILITY or FITNESS FOR A PARTICULAR PURPOSE. See the
;; GNU General Public License for more details.

;; You should have received a copy of the GNU General Public License
;; along with GNU Emacs; see the file COPYING. If not, write to the
;; Free Software Foundation, Inc., 59 Temple Place - Suite 330,
;; Boston, MA 02111-1307, USA.

;; In emacs this is done most reliably by setting INFOPATH (done in
;; Ciao installation). xemacs does need it for finding the Ciao
;; manuals (does not seem to read INFOPATH).

(defvar ciao-bin-dir <v>CIAOBINDIR</v>
  "Where the actual Ciao binaries are.")

(defvar ciao-config
  '( :version "<v>CIAODE_VERSION</v>"
    ;; Paths
    :bin-dir <v>CIAOBINDIR</v>
    :real-lib-dir <v>CIAOREALLIBDIR</v>
    :lpdoc-lib-dir <v>LPDOCLIBDIR</v>
    :lpdoc-dir <v>LPDOCDIR</v>
    ;; Manuals
    :ciao-manual-base "<v>CIAO_MANUAL_BASE</v>"
    :ciaopp-manual-base "<v>CIAOPP_MANUAL_BASE</v>"
    :lpdoc-manual-base "<v>LPDOC_MANUAL_BASE</v>"
  )

```

```

;; Binaries
:ciaosh-bin ,<v>CIAOSHELL</v>
:ciaopp-bin ,<v>CIAOPPSHELL</v>
:lpdoc-bin ,<v>LPDOCEXEC</v>
:plindent-bin ,<v>PLINDENT</v>
))

(defun ciao-get-config (prop)
  "Obtain configuration property 'prop'"
  (plist-get ciao-config prop))

;; Provide ourselves:

(provide 'ciao-config)

;;; ciao-config.el ends here

```

If you would like to configure things in a different way, you can also copy the contents of this file to your `.emacs` file and make the appropriate changes. For example, if you do not want `.pl` files to be put automatically in Ciao mode, then comment out (or remove) the line:

```
(setq auto-mode-alist ... )
```

You will then need to switch manually to Ciao mode by typing `M-x ciao-mode` after opening a Ciao file.

If you are able to open the Ciao menu but the Ciao manuals are not found or the `ciao` command (the top-level) is not found when loading `.pl` files, the probable cause is that you do not have the Ciao paths in the `INFOPATH` and `MANPATH` *environment variables* (whether these variables are set automatically or not for users depends on how the Ciao system was installed). Under `Unix`, you can add these paths easily by including the line:

```
source <CIAOLIBDIR>/DOTcshrc
```

in your `.login` or `.cshrc` files if you are using `cs`h (or `tcsh`, etc.), or, alternatively, the line:

```
. <CIAOLIBDIR>/DOTprofile
```

in your `.login` or `.profile` files if you are using `sh` (or `bash`, etc.). See the Ciao installation instructions (Chapter 234 [Installing Ciao from the source distribution], page 1129 or Chapter 235 [Installing Ciao from a Win32 binary distribution], page 1139) for details.

18.23 Emacs version compatibility

This mode is currently being developed within GNU emacs version 24.1. It should also (hopefully) work with all other 23.XX, 22.XX, 21.XX, 20.XX, and later 19.XX versions. We also try our best to keep things working under `xemacs` and under some emacs native ports for the mac.

18.24 Acknowledgments (ciao.el)

This code is derived from the 1993 version of the emacs interface for `&-Prolog` by Manuel Hermenegildo, itself derived from the original `prolog.el` by *Masanobu Umeda* with changes by *Johan Andersson*, *Peter Olin*, *Mats Carlsson*, and *Johan Bevemyr* of *SICS*, Sweden. Other changes also by Daniel Cabeza, Manuel C. Rodriguez, David Trallero, and Jose Morales. See the changelogs for details.

PART II - The Ciao basic language (engine)

Author(s): The CLIP Group.

This part documents the *Ciao basic builtins*. These predefined predicates and declarations are available in every program, unless the **pure** package is used (by using a `:- module(_,_, [pure]).` declaration or `:- use_package(pure).`). These predicates are contained in the **engine** directory within the **lib** library. The rest of the library predicates, including the packages that provide most of the ISO-Prolog builtins, are documented in subsequent parts.

19 The module system

Author(s): Daniel Cabeza, The CLIP Group.

Modularity is a basic notion in a modern computer language. Modules allow dividing programs in several parts, which have its own independent name spaces. The module system in Ciao [CH00a], as in many other Prolog implementations, is procedure based. This means that predicate names are local to a module, but functor/atom names in data are shared (at least by default).

The predicates visible in a module are the predicates defined in that module, plus the predicates imported from other modules. Only predicates exported by a module can be imported from other modules. The default module of a given predicate name is the local one if the predicate is defined locally, else the last module from which the predicate is imported, where explicit imports have priority over implicit ones (that is, a predicate imported through a `use_module/2` declaration is always preferred over a predicate imported through a `use_module/1` declaration). To refer to a predicate from a module which is not the default module for that predicate the name has to be module qualified. A module qualified predicate name has the form `Module:Predicate` as in the call `debugger:debug_module(M)`. Note that in Ciao this module qualification cannot be used for gaining access to predicates that have not been imported, nor for defining clauses of other modules.

All predicates defined in files with no module declaration belong to a special module called `user`, from which they are all implicitly exported. This provides backward compatibility for programs written for implementations with no module system and allows dividing programs into several files without being aware of the module system at all. Note that this feature is only supported for the above-mentioned backward-compatibility reasons, and the use of `user` files is discouraged. Many attractive compilation features of Ciao cannot be supported for `user` modules.

The case of multifile predicates (defined with the declaration `multifile/1`) is also special. Multifile predicates can be defined by clauses distributed in several modules, and all modules which define a predicate as multifile can use that predicate. The name space of multifile predicates is independent, as if they belonged to the special module `multifile`.

Every `user` or module file imports implicitly a number of modules called builtin modules. They are imported before all other importations of the module, thus allowing the redefinition of any of their predicates (with the exception of `true/0`) by defining local versions or importing them from other modules. Importing explicitly from a builtin module, however, disables the implicit importation of the rest (this feature is used by package `library(pure)` to define pure Prolog code).

19.1 Usage and interface (modules)

- **Library usage:**

Modules are an intrinsic feature of Ciao, so nothing special has to be done to use them.

- **Imports:**

- *Packages:*

`prelude, nonpure, assertions.`

19.2 Documentation on internals (modules)

module/3:

DECLARATION

(True) Usage: `:- module(Name,Exports,Packages).`

Declares a module of name `Name` which exports the predicates in `Exports`, and uses the packages in `Packages`. `Name` must match with the name of the file where the module resides, without extension. For each source in `Packages`, a package file is used. If the source is specified with a path alias, this is the file included, if it is an atom, the library paths are searched. See `package/1` for a brief description of package files.

This directive must appear the first in the file.

Also, if the compiler finds an unknown declaration as the first term in a file, the name of the declaration is regarded as a package library to be included, and the arguments of the declaration (if present) are interpreted like the arguments of `module/3`.

– *The following properties hold at call time:*

<code>Name</code> is a module name (an atom).	(modules:modulename/1)
<code>Exports</code> is a list of <code>prednames</code> .	(basic_props:list/2)
<code>Packages</code> is a list of <code>sourcenames</code> .	(basic_props:list/2)

module/2:

DECLARATION

(True) Usage: `:- module(Name,Exports).`

Same as directive `module/3`, with an implicit package `default`. This default package provides all the standard features provided by most Prolog systems so that Prolog programs with traditional `module/2` declarations can run without any change.

– *The following properties hold at call time:*

<code>Name</code> is a module name (an atom).	(modules:modulename/1)
<code>Exports</code> is a list of <code>prednames</code> .	(basic_props:list/2)

package/1:

DECLARATION

(True) Usage: `:- package(Name).`

Declares a package of name `Name`. Like in modules, `Name` must match with the name of the file where the package resides, without extension. This directive must appear the first in the file.

Package files provide syntactic extensions and their related functionalities by defining operators, new declarations, code translations, etc., as well as declaring imports from other modules and defining additional code. Most Ciao syntactic and semantic extensions, such as functional syntax, constraint solving, or breadth-first search are implemented as packages.

– *The following properties hold at call time:*

<code>Name</code> is a module name (an atom).	(modules:modulename/1)
---	------------------------

export/1:

DECLARATION

(True) Usage 1: `:- export(Pred).`

Adds `Pred` to the set of exported predicates.

– *The following properties hold at call time:*

`Pred` is a `Name/Arity` structure denoting a predicate name:

```

predname(P/A) :-
    atm(P),
    nnegint(A).

```

(basic_props:predname/1)

(True) Usage 2: :- export(Exports).

Adds Exports to the set of exported predicates.

– *The following properties hold at call time:*

Exports is a list of prednames.

(basic_props:list/2)

use_module/2:

DECLARATION

(True) Usage: :- use_module(Module, Imports).

Specifies that this code imports from the module defined in Module the predicates in Imports. The imported predicates must be exported by the other module.

– *The following properties hold at call time:*

Module is a source name.

(streams_basic:sourcename/1)

Imports is a list of prednames.

(basic_props:list/2)

use_module/1:

DECLARATION

(True) Usage: :- use_module(Module).

Specifies that this code imports from the module defined in Module all the predicates exported by it. The previous version with the explicit import list is preferred to this as it minimizes the chances to have to recompile this code if the other module changes.

– *The following properties hold at call time:*

Module is a source name.

(streams_basic:sourcename/1)

import/2:

DECLARATION

(True) Usage: :- import(Module, Imports).

Declares that this code imports from the module with name Module the predicates in Imports.

Important note: this declaration is intended to be used when the current module or the imported module is going to be dynamically loaded, and so the compiler does not include the code of the imported module in the current executable (if only because the compiler cannot know the location of the module file at the time of compilation). For the same reason the predicates imported are not checked to be exported by Module. Its use in other cases is strongly discouraged, as it disallows many compiler optimizations.– *The following properties hold at call time:*

Module is a module name (an atom).

(modules:modulename/1)

Imports is a list of prednames.

(basic_props:list/2)

reexport/2:

DECLARATION

(True) Usage: :- reexport(Module, Preds).

Specifies that this code reexports from the module defined in Module the predicates in Preds. This implies that this module imports from the module defined in Module the predicates in Preds, and also that this module exports the predicates in Preds.

– *The following properties hold at call time:*

Module is a source name. (streams_basic:sourcename/1)
Preds is a list of **prednames**. (basic_props:list/2)

reexport/1: DECLARATION

(True) Usage: :- reexport(**Module**).

Specifies that this code reexports from the module defined in **Module** all the predicates exported by it. This implies that this module imports from the module defined in **Module** all the predicates exported by it, and also that this module exports all such predicates.

– *The following properties hold at call time:*

Module is a source name. (streams_basic:sourcename/1)

meta_predicate/1: DECLARATION

(True) Usage: :- meta_predicate **MetaSpecs**.

Specifies that the predicates in **MetaSpecs** have arguments which has to be module expanded (predicates, goals, etc). The directive is only mandatory for exported predicates (in modules). This directive is defined as a prefix operator in the compiler.

– *The following properties hold at call time:*

MetaSpecs is a sequence of **metaspecs**. (basic_props:sequence/2)

modulename/1: REGTYPE

A module name is an atom, not containing characters ‘:’ or ‘\$’. Also, **user** and **multifile** are reserved, as well as the module names of all builtin modules (because in an executable all modules must have distinct names).

Usage: modulename(**M**)

M is a module name (an atom).

metaspec/1: REGTYPE

A meta-predicate specification for a predicate is the functor of that predicate applied to terms which represent the kind of module expansion that should be applied to each argument. Possible contents are represented as:

?, +, -, _ These values denote that this argument is not module expanded.

goal This argument will be a term denoting a goal (either a simple or complex one) which will be called. For compatibility reasons it can be named as **:** as well.

clause This argument will be a term denoting a clause.

fact This argument should be instantiated to a term denoting a fact (head-only clause).

spec This argument should be instantiated to a predicate name, as **Functor/Arity**.

pred(N) This argument should be instantiated to a predicate construct to be called by means of a **call/N** predicate call (see **call/2**).

`list(Meta)`

This argument should be instantiated to a list of terms as described by *Meta* (e.g. `list(goal)`).

`addterm(Meta)`

This argument should be instantiated to the meta-data specified by *Meta*, and an argument added after this one will carry the original data without module expansion. Not intended to be used by normal users.

`addmodule(Meta)`

This argument should be instantiated to the meta-data specified by *Meta*, and in an argument added after this one will be passed the calling module, for example to allow handling more involved meta-data by using conversion builtins. `addmodule` is an alias of `addmodule(?)`. Not intended to be used by normal users.

Usage: `metaspec(M)`

`M` is a meta-predicate specification.

20 Directives for using code in other files

Author(s): Daniel Cabeza.

Documentation for the directives used to load code into Ciao Prolog (both from the toplevel shell and by other modules).

20.1 Usage and interface (`loading_code`)

- **Library usage:**

These directives are builtin in Ciao, so nothing special has to be done to use them.

- **Imports:**

- *Packages:*

`prelude, nonpure, assertions.`

20.2 Documentation on internals (`loading_code`)

`ensure_loaded/1:`

DECLARATION

Usage: `:- ensure_loaded(File).`



Specifies that the code present in `File` will be included in the executable being prepared, in the `user` module. The file `File` cannot have a module declaration. This directive is intended to be used by programs not divided in modules. Dividing programs into modules is however strongly encouraged, since most of the attractive features of Ciao (such as static debugging and global optimization) are only partially available for `user` modules.

- *The following properties should hold at call time:*

`File` is a source name.

(streams_basic:sourcename/1)

`include/1:`

DECLARATION

Usage: `:- include(File).`



The contents of the file `File` are included in the current program text exactly as if they had been written in place of this directive.

- *The following properties should hold at call time:*

`File` is a source name.

(streams_basic:sourcename/1)

`use_package/1:`

DECLARATION

Usage: `:- use_package(Package).`

Specifies the use in this file of the packages defined in `Package`. See the description of the third argument of `module/3` for an explanation of package files.

This directive must appear the first in the file, or just after a `module/3` declaration. A file with no module declaration, in the absence of this directive, uses an implicit package `default` (see Chapter 41 [Other predicates and features defined by default], page 247).

Usage 1: `:- use_package(Package).`

- *The following properties should hold at call time:*

`Package` is a source name.

(streams_basic:sourcename/1)

Usage 2: :- use_package(`Package`).

- *The following properties should hold at call time:*

`Package` is a list of `sourcenames`.

(basic_props:list/2)

21 Control constructs/predicates

Author(s): Daniel Cabeza, Manuel Hermenegildo.

This module contains the set of basic control predicates, except the predicates dealing with exceptions, which are in Chapter 31 [Exception and Signal handling], page 209.

21.1 Usage and interface (basiccontrol)

- **Library usage:**

These predicates/constructs are builtin in Ciao, so nothing special has to be done to use them. In fact, as they are hardwired in some parts of the system, most of them cannot be redefined.

- **Exports:**

- *Predicates:*
`,/2, ;/2, ->/2, !/0, \+/1, if/3, true/0, fail/0, repeat/0, false/0, otherwise/0.`

- **Imports:**

- *System library modules:*
`assertions/native_props, debugger/debugger.`
- *Packages:*
`prelude, nonpure, assertions, nortchecks, isomodes, nativeprops.`

21.2 Documentation on exports (basiccontrol)

,/2:

P,Q

Conjunction (P *and* Q).

(Trust) Usage:

- *The following properties should hold at call time:*

P is a term which represents a goal, i.e., an atom or a structure. (ba-
 sic_props:callable/1)

Q is a term which represents a goal, i.e., an atom or a structure. (ba-
 sic_props:callable/1)

Meta-predicate with arguments: `goal,goal.`

PREDICATE



;/2:

P;Q

Disjunction (P *or* Q). Note that in Ciao `|/2` is not equivalent to `;/2`.

(Trust) Usage:

- *The following properties should hold at call time:*

P is a term which represents a goal, i.e., an atom or a structure. (ba-
 sic_props:callable/1)

Q is a term which represents a goal, i.e., an atom or a structure. (ba-
 sic_props:callable/1)

PREDICATE



Meta-predicate with arguments: `goal;goal`.

->/2: PREDICATE

`P->Q`

If P then Q else fail, using first solution of P only. Also, $(P \rightarrow Q ; R)$, if P then Q else R, using first solution of P only. No cuts are allowed in P.

(Trust) Usage:

• ISO •

– *The following properties should hold at call time:*

P is a term which represents a goal, i.e., an atom or a structure. (basic_props:callable/1)

Q is a term which represents a goal, i.e., an atom or a structure. (basic_props:callable/1)

Meta-predicate with arguments: `goal->goal`.

!/0: PREDICATE

(Trust) Usage:

• ISO •

Commit to any choices taken in the current predicate.

– *The following properties hold globally:*

All calls of the form ! are deterministic. (native_props:is_det/1)

All the calls of the form ! do not fail. (native_props:not_fails/1)

Goal ! produces 1 solutions. (native_props:relations/2)

\+/1: PREDICATE

`\+P`

Goal P is not provable (negation by failure). Fails if P has a solution, and succeeds otherwise. No cuts are allowed in P.

(Trust) Usage:

• ISO •

– *The following properties should hold at call time:*

P is a term which represents a goal, i.e., an atom or a structure. (basic_props:callable/1)

– *The following properties hold globally:*

This predicate is understood natively by CiaoPP as `not(X)`. (basic_props:native/2)

All calls of the form \+P are deterministic. (native_props:is_det/1)

Meta-predicate with arguments: `\+goal`.

if/3: PREDICATE

`if(P,Q,R)`

If P then Q else R, exploring all solutions of P. No cuts are allowed in P.

(Trust) Usage: `if(A,B,C)`

- *The following properties should hold at call time:*
 - A is currently a term which is not a free variable. (term_typing:nonvar/1)
 - B is currently a term which is not a free variable. (term_typing:nonvar/1)
 - C is currently a term which is not a free variable. (term_typing:nonvar/1)
 - A is a term which represents a goal, i.e., an atom or a structure. (basic_props:callable/1)
 - B is a term which represents a goal, i.e., an atom or a structure. (basic_props:callable/1)
 - C is a term which represents a goal, i.e., an atom or a structure. (basic_props:callable/1)
- *The following properties hold upon exit:*
 - A is a term which represents a goal, i.e., an atom or a structure. (basic_props:callable/1)
 - B is a term which represents a goal, i.e., an atom or a structure. (basic_props:callable/1)
 - C is a term which represents a goal, i.e., an atom or a structure. (basic_props:callable/1)

Meta-predicate with arguments: `if(goal,goal,goal)`.

true/0:

(Trust) Usage:

PREDICATE

◉ ISO ◉

Succeed (noop).

- *The following properties hold globally:*
 - This predicate is understood natively by CiaoPP. (basic_props:native/1)
 - true** is side-effect free. (basic_props:sideff/2)
 - All calls of the form **true** are deterministic. (native_props:is_det/1)
 - All the calls of the form **true** do not fail. (native_props:not_fails/1)
 - Goal **true** produces 1 solutions. (native_props:relations/2)

General properties:

True:

- *The following properties hold globally:*
 - true** is evaluable at compile-time. (basic_props:eval/1)

fail/0:

(Trust) Usage:

PREDICATE

◉ ISO ◉

Fail, backtrack immediately.

- *The following properties hold globally:*
 - This predicate is understood natively by CiaoPP. (basic_props:native/1)
 - fail** is side-effect free. (basic_props:sideff/2)
 - All calls of the form **fail** are deterministic. (native_props:is_det/1)
 - Calls of the form **fail** fail. (native_props:fails/1)
 - Goal **fail** produces 0 solutions. (native_props:relations/2)

General properties:**True:**

- *The following properties hold globally:*

`fail` is evaluable at compile-time.

(basic_props:eval/1)

True:

- *The following properties hold globally:*

`fail` is equivalent to `fail`.

(basic_props:equiv/2)

repeat/0:

PREDICATE

(Trust) Usage:

◀ ISO ▶

Generates an infinite sequence of backtracking choices.

- *The following properties hold globally:*

This predicate is understood natively by CiaoPP.

(basic_props:native/1)

`repeat` is side-effect free.

(basic_props:sideff/2)

false/0:

PREDICATE

General properties:**True:**

- *The following properties hold globally:*

`false` is side-effect free.

(basic_props:sideff/2)

`false` is evaluable at compile-time.

(basic_props:eval/1)

otherwise/0:

PREDICATE

General properties:**True:**

- *The following properties hold globally:*

`otherwise` is side-effect free.

(basic_props:sideff/2)

`otherwise` is evaluable at compile-time.

(basic_props:eval/1)

21.3 Known bugs and planned improvements (basiccontrol)

- Run-time checks have been reported not to work with this code. That means that either the assertions here, or the code that implements the run-time checks are erroneous.

22 Basic builtin directives

Author(s): Daniel Cabeza.

This chapter documents the basic builtin directives in Ciao, additional to the documented in other chapters. These directives are natively interpreted by the Ciao compiler (`ciaoc`).

Unlike in other Prolog systems, directives in Ciao are not goals to be *executed* by the compiler or top level. Instead, they are *read* and acted upon by these programs. The advantage of this is that the effect of the directives is consistent for executables, code loaded in the top level, code analyzed by the preprocessor, etc.

As a result, by default only the builtin directives or declarations defined in this manual can be used in user programs. However, it is possible to define new declarations using the `new_declaration/1` and `new_declaration/2` directives (or using packages including them). Also, packages may define new directives via code translations.

22.1 Usage and interface (`builtin_directives`)

- **Library usage:**

These directives are builtin in Ciao, so nothing special has to be done to use them.

- **Imports:**

- *Packages:*

`prelude`, `nonpure`, `assertions`.

22.2 Documentation on internals (`builtin_directives`)

`multifile/1:`

DECLARATION

Usage: `:- multifile` Predicates.



Specifies that each predicate in `Predicates` may have clauses in more than one file. Each file that contains clauses for a multifile predicate must contain a directive `multifile` for the predicate. The directive should precede all clauses of the affected predicates, and also `dynamic/data` declarations for the predicate. This directive is defined as a prefix operator in the compiler.

- *The following properties should hold at call time:*

`Predicates` is a sequence or list of `prednames`. (basic_props:sequence_or_list/2)

`discontiguous/1:`

DECLARATION

Usage: `:- discontiguous` Predicates.



Specifies that each predicate in `Predicates` may be defined in this file by clauses which are not in consecutive order. Otherwise, a warning is signaled by the compiler when clauses of a predicate are not consecutive (this behavior is controllable by the prolog flag `discontiguous_warnings`). The directive should precede all clauses of the affected predicates. This directive is defined as a prefix operator in the compiler.

- *The following properties should hold at call time:*

`Predicates` is a sequence or list of `prednames`. (basic_props:sequence_or_list/2)

impl_defined/1:

DECLARATION

Usage: `:- impl_defined(Predicates).`

Specifies that each predicate in `Predicates` is *implicitly defined* in the current prolog source, either because it is a builtin predicate or because it is defined in a C file. Otherwise, a warning is signaled by the compiler when an exported predicate is not defined in the module or imported from other module.

- *The following properties should hold at call time:*

`Predicates` is a sequence or list of `prednames`. (basic_props:sequence_or_list/2)

redefining/1:

DECLARATION

Usage: `:- redefining(Predicate).`

Specifies that this module redefines predicate `Predicate`, also imported from other module, or imports it from more than one module. This prevents the compiler giving warnings about redefinitions of that predicate. `Predicate` can be partially (or totally) uninstantiated, to allow disabling those warnings for several (or all) predicates at once.

- *The following properties should hold at call time:*

`Predicate` is *compatible* with `predname` (basic_props:compat/2)

initialization/1:

DECLARATION

Usage: `:- initialization(Goal).`

◻ ISO ◻

`Goal` will be executed at the start of the execution of any program containing the current code. The initialization of a module/file never runs before the initializations of the modules from which the module/file imports (excluding circular dependences).

- *The following properties should hold at call time:*

`Goal` is a term which represents a goal, i.e., an atom or a structure. (basic_props:callable/1)

on_abort/1:

DECLARATION

Usage: `:- on_abort(Goal).`

`Goal` will be executed after an abort of the execution of any program containing the current code.

- *The following properties should hold at call time:*

`Goal` is a term which represents a goal, i.e., an atom or a structure. (basic_props:callable/1)

23 Basic data types and properties

Author(s): Daniel Cabeza, Manuel Hermenegildo.

This library contains the set of basic properties used by the builtin predicates, and which constitute the basic data types and properties of the language. They can be used both as type testing builtins within programs (by calling them explicitly) and as properties in assertions.

23.1 Usage and interface (basic_props)

- **Library usage:**

These predicates are builtin in Ciao, so nothing special has to be done to use them.

- **Exports:**

- *Properties:*

member/2, compat/2, inst/2, iso/1, deprecated/1, not_further_inst/2, sideff/2, regtype/1, native/1, native/2, rtcheck/1, rtcheck/2, no_rtcheck/1, eval/1, equiv/2, bind_ins/1, error_free/1, memo/1, filter/2, pe_type/1.

- *Regular Types:*

term/1, int/1, nnegint/1, flt/1, num/1, atm/1, struct/1, gnd/1, gndstr/1, constant/1, callable/1, operator_specifier/1, list/1, list/2, nlist/2, sequence/2, sequence_or_list/2, character_code/1, string/1, num_code/1, predname/1, atm_or_atm_list/1, flag_values/1.

- **Imports:**

- *System library modules:*

assertions/native_props, terms_check.

- *Packages:*

prelude, nonpure, assertions, nortchecks, nativeprops.

23.2 Documentation on exports (basic_props)

term/1:

REGTYPE

The most general type (includes all possible terms).

(True) Usage: term(X)

X is any term.

- *The following properties hold globally:*

This predicate is understood natively by CiaoPP.

(basic_props:native/1)

General properties:

True: term(X)

- *The following properties hold globally:*

term(X) is side-effect free.

(basic_props:sideff/2)

True: term(X)

- *The following properties hold globally:*

term(X) is evaluable at compile-time.

(basic_props:eval/1)

True: term(X)

- *The following properties hold globally:*
`term(X)` is equivalent to `true`. (basic_props:equiv/2)

int/1: REGTYPE

The type of integers. The range of integers is $[-2^{2147483616}, 2^{2147483616})$. Thus for all practical purposes, the range of integers can be considered infinite.

(True) Usage: `int(T)`

T is an integer.

- *The following properties hold globally:*
This predicate is understood natively by CiaoPP. (basic_props:native/1)

General properties:

True: `int(T)`

- *The following properties hold globally:*
`int(T)` is side-effect free. (basic_props:sideff/2)

True: `int(T)`

- *If the following properties hold at call time:*
T is currently a term which is not a free variable. (term_typing:nonvar/1)
then the following properties hold globally:
`int(T)` is evaluable at compile-time. (basic_props:eval/1)
All calls of the form `int(T)` are deterministic. (native_props:is_det/1)

Trust: `int(T)`

- *The following properties hold upon exit:*
T is an integer. (basic_props:int/1)

Trust:

- *The following properties hold globally:*
Indicates the type of test that a predicate performs. Required by the nonfailure analysis. (native_props:test_type/2)

nnegint/1: REGTYPE

The type of non-negative integers, i.e., natural numbers.

(True) Usage: `nnegint(T)`

T is a non-negative integer.

- *The following properties hold globally:*
This predicate is understood natively by CiaoPP. (basic_props:native/1)

General properties:

True: `nnegint(T)`

- *The following properties hold globally:*
`nnegint(T)` is side-effect free. (basic_props:sideff/2)

True: `nnegint(T)`

- *If the following properties hold at call time:*
T is currently a term which is not a free variable. (term_typing:nonvar/1)
then the following properties hold globally:
nnegint(T) is evaluable at compile-time. (basic_props:eval/1)

Trust: **nnegint**(T)

- *The following properties hold upon exit:*
T is a non-negative integer. (basic_props:nnegint/1)

Trust:

- *The following properties hold globally:*
Indicates the type of test that a predicate performs. Required by the nonfailure analysis. (native_props:test_type/2)

flt/1:

REGTYPE

The type of floating-point numbers. The range of floats is the one provided by the C double type, typically [4.9e-324, 1.8e+308] (plus or minus). There are also three special values: Infinity, either positive or negative, represented as 1.0e1000 and -1.0e1000; and Not-a-number, which arises as the result of indeterminate operations, represented as 0.Nan

(True) Usage: **flt**(T)

T is a float.

- *The following properties hold globally:*
This predicate is understood natively by CiaoPP. (basic_props:native/1)

General properties:

True: **flt**(T)

- *The following properties hold globally:*
flt(T) is side-effect free. (basic_props:sideff/2)

True: **flt**(T)

- *If the following properties hold at call time:*
T is currently a term which is not a free variable. (term_typing:nonvar/1)
then the following properties hold globally:
flt(T) is evaluable at compile-time. (basic_props:eval/1)
All calls of the form **flt**(T) are deterministic. (native_props:is_det/1)

Trust: **flt**(T)

- *The following properties hold upon exit:*
T is a float. (basic_props:flt/1)

Trust:

- *The following properties hold globally:*
Indicates the type of test that a predicate performs. Required by the nonfailure analysis. (native_props:test_type/2)

num/1: REGTYPE

The type of numbers, that is, integer or floating-point.

(True) Usage: num(T)

T is a number.

- *The following properties hold globally:*

This predicate is understood natively by CiaoPP. (basic_props:native/1)

General properties:

True: num(T)

- *The following properties hold globally:*

num(T) is side-effect free. (basic_props:sideff/2)

num(T) is binding insensitive. (basic_props:bind_ins/1)

True: num(T)

- *If the following properties hold at call time:*

T is currently a term which is not a free variable. (term_typing:nonvar/1)

then the following properties hold globally:

num(T) is evaluable at compile-time. (basic_props:eval/1)

All calls of the form num(T) are deterministic. (native_props:is_det/1)

Trust: num(T)

- *The following properties hold upon exit:*

T is a number. (basic_props:num/1)

Trust:

- *The following properties hold globally:*

Indicates the type of test that a predicate performs. Required by the nonfailure analysis. (native_props:test_type/2)

atm/1: REGTYPE

The type of atoms, or non-numeric constants. The size of atoms is unbound.

(True) Usage: atm(T)

T is an atom.

- *The following properties hold globally:*

This predicate is understood natively by CiaoPP. (basic_props:native/1)

General properties:

True: atm(T)

- *The following properties hold globally:*

atm(T) is side-effect free. (basic_props:sideff/2)

True: atm(T)

- *If the following properties hold at call time:*

T is currently a term which is not a free variable. (term_typing:nonvar/1)

then the following properties hold globally:

atm(T) is evaluable at compile-time. (basic_props:eval/1)

All calls of the form atm(T) are deterministic. (native_props:is_det/1)

Trust: atm(T)

- *The following properties hold upon exit:*

T is an atom. (basic_props:atom/1)

Trust:

- *The following properties hold globally:*

Indicates the type of test that a predicate performs. Required by the nonfailure analysis. (native_props:test_type/2)

struct/1:

REGTYPE

The type of compound terms, or terms with non-zeroary functors. By now there is a limit of 255 arguments.

(True) Usage: struct(T)

T is a compound term.

- *The following properties hold globally:*

This predicate is understood natively by CiaoPP. (basic_props:native/1)

General properties:

True: struct(T)

- *The following properties hold globally:*

struct(T) is side-effect free. (basic_props:sideff/2)

True: struct(T)

- *If the following properties hold at call time:*

T is currently a term which is not a free variable. (term_typing:nonvar/1)

then the following properties hold globally:

struct(T) is evaluable at compile-time. (basic_props:eval/1)

Trust: struct(T)

- *The following properties hold upon exit:*

T is a compound term. (basic_props:struct/1)

gnd/1:

REGTYPE

The type of all terms without variables.

(True) Usage: gnd(T)

T is ground.

- *The following properties hold globally:*

This predicate is understood natively by CiaoPP. (basic_props:native/1)

General properties:

True: gnd(T)

- *The following properties hold globally:*

gnd(T) is side-effect free. (basic_props:sideff/2)

True: gnd(T)

- *If the following properties hold at call time:*

T is currently ground (it contains no variables). (term_typing:ground/1)

then the following properties hold globally:

gnd(T) is evaluable at compile-time. (basic_props:eval/1)

All calls of the form gnd(T) are deterministic. (native_props:is_det/1)

Trust: `gnd(T)`

- *The following properties hold upon exit:*
T is ground.

(basic_props:gnd/1)

Trust:

- *The following properties hold globally:*

Indicates the type of test that a predicate performs. Required by the nonfailure analysis. (native_props:test_type/2)

gndstr/1:

REGTYPE

(**True**) **Usage:** `gndstr(T)`

T is a ground compound term.

- *The following properties hold globally:*
This predicate is understood natively by CiaoPP.

(basic_props:native/1)

General properties:

True: `gndstr(T)`

- *The following properties hold globally:*
`gndstr(T)` is side-effect free.

(basic_props:sideff/2)

True: `gndstr(T)`

- *If the following properties hold at call time:*
T is currently ground (it contains no variables).
then the following properties hold globally:
`gndstr(T)` is evaluable at compile-time.
All calls of the form `gndstr(T)` are deterministic.

(term_typing:ground/1)

(basic_props:eval/1)

(native_props:is_det/1)

Trust: `gndstr(T)`

- *The following properties hold upon exit:*
T is a ground compound term.

(basic_props:gndstr/1)

constant/1:

REGTYPE

(**True**) **Usage:** `constant(T)`

T is an atomic term (an atom or a number).

General properties:

True: `constant(T)`

- *The following properties hold globally:*
`constant(T)` is side-effect free.

(basic_props:sideff/2)

True: `constant(T)`

- *If the following properties hold at call time:*
T is currently a term which is not a free variable.
then the following properties hold globally:
`constant(T)` is evaluable at compile-time.
All calls of the form `constant(T)` are deterministic.

(term_typing:nonvar/1)

(basic_props:eval/1)

(native_props:is_det/1)

Trust: `constant(T)`

- *The following properties hold upon exit:*
T is an atomic term (an atom or a number).

(basic_props:constant/1)

callable/1: REGTYPE**(True) Usage:** `callable(T)`

T is a term which represents a goal, i.e., an atom or a structure.

General properties:**True:** `callable(T)`– *The following properties hold globally:*`callable(T)` is side-effect free. (basic_props:sideff/2)**True:** `callable(T)`– *If the following properties hold at call time:*T is currently a term which is not a free variable. (term_typing:nonvar/1)*then the following properties hold globally:*`callable(T)` is evaluable at compile-time. (basic_props:eval/1)All calls of the form `callable(T)` are deterministic. (native_props:is_det/1)**Trust:** `callable(T)`– *The following properties hold upon exit:*T is currently a term which is not a free variable. (term_typing:nonvar/1)**operator_specifier/1:** REGTYPE

The type and associativity of an operator is described by the following mnemonic atoms:

xfx Infix, non-associative: it is a requirement that both of the two subexpressions which are the arguments of the operator must be of *lower* precedence than the operator itself.

xfy Infix, right-associative: only the first (left-hand) subexpression must be of lower precedence; the right-hand subexpression can be of the *same* precedence as the main operator.

yfx Infix, left-associative: same as above, but the other way around.

fx Prefix, non-associative: the subexpression must be of *lower* precedence than the operator.

fy Prefix, associative: the subexpression can be of the *same* precedence as the operator.

xf Postfix, non-associative: the subexpression must be of *lower* precedence than the operator.

yf Postfix, associative: the subexpression can be of the *same* precedence as the operator.

(True) Usage: `operator_specifier(X)`

X specifies the type and associativity of an operator.

General properties:**True:** `operator_specifier(X)`– *The following properties hold globally:*`operator_specifier(X)` is side-effect free. (basic_props:sideff/2)**True:** `operator_specifier(X)`

- *If the following properties hold at call time:*
 X is currently a term which is not a free variable. (term_typing:nonvar/1)
then the following properties hold globally:
`operator_specifier(X)` is evaluable at compile-time. (basic_props:eval/1)
 All calls of the form `operator_specifier(X)` are deterministic. (native_props:is_det/1)
 Goal `operator_specifier(X)` produces 7 solutions. (native_props:relations/2)

Trust: `operator_specifier(T)`

- *The following properties hold upon exit:*
 T specifies the type and associativity of an operator. (basic_props:operator_specifier/1)

list/1: REGTYPE

A list is formed with successive applications of the functor `'.'`/2, and its end is the atom `[]`. Defined as

```
list([]).
list(_1|L) :-
    list(L).
```

(True) Usage: `list(L)`

L is a list.

General properties:

True: `list(L)`

- *The following properties hold globally:*
`list(L)` is side-effect free. (basic_props:sideff/2)

True: `list(L)`

- *If the following properties hold at call time:*
 L is currently ground (it contains no variables). (term_typing:ground/1)
then the following properties hold globally:
`list(L)` is evaluable at compile-time. (basic_props:eval/1)
 All calls of the form `list(L)` are deterministic. (native_props:is_det/1)

Trust: `list(T)`

- *The following properties hold upon exit:*
 T is a list. (basic_props:list/1)

list/2: REGTYPE

`list(L,T)`

L is a list, and for all its elements, T holds.

(True) Usage: `list(L,T)`

L is a list of T s.

Meta-predicate with arguments: `list(?,(pred 1))`.

General properties:

True: `list(L,T)`

- *The following properties hold globally:*
`list(L,T)` is side-effect **free**. (basic_props:sideff/2)

True: `list(L,T)`

- *If the following properties hold at call time:*
`L` is currently ground (it contains no variables). (term_typing:ground/1)
`T` is currently ground (it contains no variables). (term_typing:ground/1)
then the following properties hold globally:
`list(L,T)` is evaluable at compile-time. (basic_props:eval/1)

Trust: `list(X,T)`

- *The following properties hold upon exit:*
`X` is a list. (basic_props:list/1)

nlist/2:

REGTYPE

(True) Usage: `nlist(L,T)`

`L` is `T` or a nested list of `T`s. Note that if `T` is term, this type is equivalent to `term`, this fact explain why we do not have a `nlist/1` type

Meta-predicate with arguments: `nlist(?,(pred 1))`.

General properties:

True: `nlist(L,T)`

- *The following properties hold globally:*
`nlist(L,T)` is side-effect **free**. (basic_props:sideff/2)

True: `nlist(L,T)`

- *If the following properties hold at call time:*
`L` is currently ground (it contains no variables). (term_typing:ground/1)
`T` is currently ground (it contains no variables). (term_typing:ground/1)
then the following properties hold globally:
`nlist(L,T)` is evaluable at compile-time. (basic_props:eval/1)

Trust: `nlist(X,T)`

- *The following properties hold upon exit:*
`X` is any term. (basic_props:term/1)

member/2:

PROPERTY

(True) Usage: `member(X,L)`

`X` is an element of `L`.

General properties:

True: `member(X,L)`

- *The following properties hold globally:*
`member(X,L)` is side-effect **free**. (basic_props:sideff/2)
`member(X,L)` is binding insensitive. (basic_props:bind_ins/1)

True: `member(X,L)`

- *If the following properties hold at call time:*
 - L is a list. (basic_props:list/1)
 - then the following properties hold globally:*
 - member(X,L) is evaluable at compile-time. (basic_props:eval/1)
- Trust:** member(_X,L)
- *The following properties hold upon exit:*
 - L is a list. (basic_props:list/1)
- Trust:** member(X,L)
- *If the following properties hold at call time:*
 - L is currently ground (it contains no variables). (term_typing:ground/1)
 - then the following properties hold upon exit:*
 - X is currently ground (it contains no variables). (term_typing:ground/1)

sequence/2: REGTYPE

A sequence is formed with zero, one or more occurrences of the operator ', '/2. For example, a, b, c is a sequence of three atoms, a is a sequence of one atom.

(True) Usage: sequence(S,T)

S is a sequence of Ts.

Meta-predicate with arguments: sequence(?,(pred 1)).

General properties:

True: sequence(S,T)

- *The following properties hold globally:*
 - sequence(S,T) is side-effect free. (basic_props:sideff/2)

True: sequence(S,T)

- *If the following properties hold at call time:*
 - S is currently ground (it contains no variables). (term_typing:ground/1)
 - T is currently ground (it contains no variables). (term_typing:ground/1)
 - then the following properties hold globally:*
 - sequence(S,T) is evaluable at compile-time. (basic_props:eval/1)

Trust: sequence(E,T)

- *The following properties hold upon exit:*
 - E is currently a term which is not a free variable. (term_typing:nonvar/1)
 - T is currently ground (it contains no variables). (term_typing:ground/1)

sequence_or_list/2: REGTYPE

(True) Usage: sequence_or_list(S,T)

S is a sequence or list of Ts.

Meta-predicate with arguments: sequence_or_list(?,(pred 1)).

General properties:

True: sequence_or_list(S,T)

- *The following properties hold globally:*
`sequence_or_list(S,T)` is side-effect free. (basic_props:sideff/2)

True: `sequence_or_list(S,T)`

- *If the following properties hold at call time:*
`S` is currently ground (it contains no variables). (term_typing:ground/1)
`T` is currently ground (it contains no variables). (term_typing:ground/1)
then the following properties hold globally:
`sequence_or_list(S,T)` is evaluable at compile-time. (basic_props:eval/1)

Trust: `sequence_or_list(E,T)`

- *The following properties hold upon exit:*
`E` is currently a term which is not a free variable. (term_typing:nonvar/1)
`T` is currently ground (it contains no variables). (term_typing:ground/1)

character_code/1:

REGTYPE

(True) Usage: `character_code(T)`

`T` is an integer which is a character code.

General properties:

True: `character_code(T)`

- *The following properties hold globally:*
`character_code(T)` is side-effect free. (basic_props:sideff/2)

True: `character_code(T)`

- *If the following properties hold at call time:*
`T` is currently a term which is not a free variable. (term_typing:nonvar/1)
then the following properties hold globally:
`character_code(T)` is evaluable at compile-time. (basic_props:eval/1)

Trust: `character_code(I)`

- *The following properties hold upon exit:*
`I` is an integer which is a character code. (basic_props:character_code/1)

string/1:

REGTYPE

A string is a list of character codes. The usual syntax for strings "`string`" is allowed, which is equivalent to `[0's,0't,0'r,0'i,0'n,0'g]` or `[115,116,114,105,110,103]`. There is also a special Ciao syntax when the list is not complete: "`st`"|`R` is equivalent to `[0's,0't|R]`.

(True) Usage: `string(T)`

`T` is a string (a list of character codes).

General properties:

True: `string(T)`

- *The following properties hold globally:*
`string(T)` is side-effect free. (basic_props:sideff/2)

True: `string(T)`

- *If the following properties hold at call time:*
T is currently ground (it contains no variables). (term_typing:ground/1)
then the following properties hold globally:
string(T) is evaluable at compile-time. (basic_props:eval/1)

Trust: string(T)

- *The following properties hold upon exit:*
T is a string (a list of character codes). (basic_props:string/1)

num_code/1: REGTYPE

These are the ASCII codes which can appear in decimal representation of floating point and integer numbers, including scientific notation and fractionary part.

predname/1: REGTYPE

(True) Usage: predname(P)

P is a Name/Arity structure denoting a predicate name:

```
predname(P/A) :-
    atm(P),
    nnegint(A).
```

General properties:

True: predname(P)

- *The following properties hold globally:*
predname(P) is side-effect free. (basic_props:sideff/2)

True: predname(P)

- *If the following properties hold at call time:*
P is currently ground (it contains no variables). (term_typing:ground/1)
then the following properties hold globally:
predname(P) is evaluable at compile-time. (basic_props:eval/1)

Trust: predname(P)

- *The following properties hold upon exit:*
P is a Name/Arity structure denoting a predicate name:

```
predname(P/A) :-
    atm(P),
    nnegint(A).
```

(basic_props:predname/1)

atm_or_atm_list/1: REGTYPE

(True) Usage: atm_or_atm_list(T)

T is an atom or a list of atoms.

General properties:

True: atm_or_atm_list(T)

- *The following properties hold globally:*
`atm_or_atm_list(T)` is side-effect free. (basic_props:sideff/2)

True: `atm_or_atm_list(T)`

- *If the following properties hold at call time:*
`T` is currently ground (it contains no variables). (term_typing:ground/1)
then the following properties hold globally:
`atm_or_atm_list(T)` is evaluable at compile-time. (basic_props:eval/1)

Trust: `atm_or_atm_list(T)`

- *The following properties hold upon exit:*
`T` is an atom or a list of atoms. (basic_props:atm_or_atm_list/1)

compat/2:

PROPERTY

This property captures the notion of type or property compatibility. The instantiation or constraint state of the term is compatible with the given property, in the sense that assuming that imposing that property on the term does not render the store inconsistent. For example, terms `X` (i.e., a free variable), `[Y|Z]`, and `[Y,Z]` are all compatible with the regular type `list/1`, whereas the terms `f(a)` and `[1|2]` are not.

(True) Usage: `compat(Term,Prop)`

Term is *compatible* with Prop

Meta-predicate with arguments: `compat(?,(pred 1))`.

General properties:

True: `compat(Term,Prop)`

- *If the following properties hold at call time:*
`Term` is currently ground (it contains no variables). (term_typing:ground/1)
`Prop` is currently ground (it contains no variables). (term_typing:ground/1)
then the following properties hold globally:
`compat(Term,Prop)` is evaluable at compile-time. (basic_props:eval/1)

inst/2:

PROPERTY

(True) Usage: `inst(Term,Prop)`

Term is instantiated enough to satisfy Prop.

Meta-predicate with arguments: `inst(?,(pred 1))`.

General properties:

True: `inst(Term,Prop)`

- *The following properties hold globally:*
`inst(Term,Prop)` is side-effect free. (basic_props:sideff/2)

True: `inst(Term,Prop)`

- *If the following properties hold at call time:*
`Term` is currently ground (it contains no variables). (term_typing:ground/1)
`Prop` is currently ground (it contains no variables). (term_typing:ground/1)
then the following properties hold globally:
`inst(Term,Prop)` is evaluable at compile-time. (basic_props:eval/1)

- iso/1:** PROPERTY
(True) Usage: `iso(G)`
Complies with the ISO-Prolog standard.
Meta-predicate with arguments: `iso(goal)`.
General properties:
True: `iso(G)`
 – *The following properties hold globally:*
 `iso(G)` is side-effect free. (basic_props:sideff/2)
- deprecated/1:** PROPERTY
 Specifies that the predicate marked with this global property has been deprecated, i.e., its use is not recommended any more since it will be deleted at a future date. Typically this is done because its functionality has been superseded by another predicate.
(True) Usage: `deprecated(G)`
DEPRECATED.
Meta-predicate with arguments: `deprecated(goal)`.
General properties:
True: `deprecated(G)`
 – *The following properties hold globally:*
 `deprecated(G)` is side-effect free. (basic_props:sideff/2)
- not_further_inst/2:** PROPERTY
(True) Usage: `not_further_inst(G,V)`
 V is not further instantiated.
Meta-predicate with arguments: `not_further_inst(goal,?)`.
General properties:
True: `not_further_inst(G,V)`
 – *The following properties hold globally:*
 `not_further_inst(G,V)` is side-effect free. (basic_props:sideff/2)
 Declares that the assertion in which this comp property appears must not be checked at run-time. Equivalent to `rtcheck(G, impossible)`. (basic_props:no_rtcheck/1)
- sideff/2:** PROPERTY
`sideff(G,X)`
 Declares that G is side-effect free (if its execution has no observable result other than its success, its failure, or its abortion), soft (if its execution may have other observable results which, however, do not affect subsequent execution, e.g., input/output), or hard (e.g., assert/retract).
(True) Usage: `sideff(G,X)`
 G is side-effect X.

– *If the following properties hold at call time:*

G is a term which represents a goal, i.e., an atom or a structure. (basic_props:callable/1)

X is an element of [free,soft,hard]. (basic_props:member/2)

Meta-predicate with arguments: `sideff(goal,?)`.

General properties:

True: `sideff(G,X)`

– *The following properties hold globally:*

This predicate is understood natively by CiaoPP. (basic_props:native/1)

`sideff(G,X)` is side-effect free. (basic_props:sideff/2)

Declares that the assertion in which this comp property appears must not be checked at run-time. Equivalent to `rtcheck(G, impossible)`. (basic_props:no_rtcheck/1)

regtype/1:

PROPERTY

(True) Usage: `regtype G`

Defines a regular type.

Meta-predicate with arguments: `regtype goal`.

General properties:

True: `regtype G`

– *The following properties hold globally:*

`regtype G` is side-effect free. (basic_props:sideff/2)

native/1:

PROPERTY

(True) Usage: `native(Pred)`

This predicate is understood natively by CiaoPP.

Meta-predicate with arguments: `native(goal)`.

General properties:

True: `native(P)`

– *The following properties hold globally:*

`native(P)` is side-effect free. (basic_props:sideff/2)

native/2:

PROPERTY

(True) Usage: `native(Pred,Key)`

This predicate is understood natively by CiaoPP as `Key`.

Meta-predicate with arguments: `native(goal,?)`.

General properties:

True: `native(P,K)`

– *The following properties hold globally:*

`native(P,K)` is side-effect free. (basic_props:sideff/2)

rtcheck/1: PROPERTY**(True) Usage:** `rtcheck(G)`Equivalent to `rtcheck(G, complete)`.– *If the following properties hold at call time:*

`G` is a term which represents a goal, i.e., an atom or a structure. (basic_props:callable/1)

Meta-predicate with arguments: `rtcheck(goal)`.**General properties:****True:** `rtcheck(G)`– *The following properties hold globally:*

`rtcheck(G)` is side-effect free. (basic_props:sideff/2)

rtcheck/2: PROPERTY**(True) Usage:** `rtcheck(G, Status)`The runtime check of the property have the status `Status`.– *If the following properties hold at call time:*

`G` is a term which represents a goal, i.e., an atom or a structure. (basic_props:callable/1)

Status of the runtime-check implementation for a given property. Valid values are:

- unimplemented: No run-time checker has been implemented for the property. Although it can be implemented further.
- incomplete: The current run-time checker is incomplete, which means, under certain circumstances, no error is reported if the property is violated.
- unknown: We do not know if current implementation of run-time checker is complete or not.
- complete: The opposite of incomplete, error is reported always that the property is violated. Default.
- impossible: The property must not be run-time checked (for theoretical or practical reasons).

(basic_props:rtc_status/1)

Meta-predicate with arguments: `rtcheck(goal, ?)`.**General properties:****True:** `rtcheck(G, Status)`– *The following properties hold globally:*

`rtcheck(G, Status)` is side-effect free. (basic_props:sideff/2)

no_rtcheck/1: PROPERTY**(True) Usage:** `no_rtcheck(G)`Declares that the assertion in which this comp property appears must not be checked at run-time. Equivalent to `rtcheck(G, impossible)`.– *If the following properties hold at call time:*

`G` is a term which represents a goal, i.e., an atom or a structure. (basic_props:callable/1)

	<i>Meta-predicate</i> with arguments: <code>no_rtcheck(goal)</code> .	
	General properties:	
	True: <code>no_rtcheck(G)</code>	
	– <i>The following properties hold globally:</i>	
	<code>no_rtcheck(G)</code> is side-effect free.	(basic_props:sideff/2)
eval/1:		PROPERTY
	(True) Usage: <code>eval(Goal)</code>	
	Goal is evaluable at compile-time.	
	<i>Meta-predicate</i> with arguments: <code>eval(goal)</code> .	
equiv/2:		PROPERTY
	(True) Usage: <code>equiv(Goal1,Goal2)</code>	
	Goal1 is equivalent to Goal2.	
	<i>Meta-predicate</i> with arguments: <code>equiv(goal,goal)</code> .	
bind_ins/1:		PROPERTY
	(True) Usage: <code>bind_ins(Goal)</code>	
	Goal is binding insensitive.	
	<i>Meta-predicate</i> with arguments: <code>bind_ins(goal)</code> .	
error_free/1:		PROPERTY
	(True) Usage: <code>error_free(Goal)</code>	
	Goal is error free.	
	<i>Meta-predicate</i> with arguments: <code>error_free(goal)</code> .	
memo/1:		PROPERTY
	(True) Usage: <code>memo(Goal)</code>	
	Goal should be memoized (not unfolded).	
	<i>Meta-predicate</i> with arguments: <code>memo(goal)</code> .	
filter/2:		PROPERTY
	(True) Usage: <code>filter(Vars,Goal)</code>	
	Vars should be filtered during global control).	
flag_values/1:		REGTYPE
	(True) Usage: <code>flag_values(X)</code>	
	Define the valid flag values	

pe_type/1:

PROPERTY

(True) Usage: `pe_type(Goal)`

`Goal` will be filtered in partial evaluation time according to the PE types defined in the assertion.

Meta-predicate with arguments: `pe_type(goal)`.

23.3 Known bugs and planned improvements (basic_props)

- Run-time checks have been reported not to work with this code. That means that either the assertions here, or the code that implements the run-time checks are erroneous.

24 Extra-logical properties for typing

Author(s): Daniel Cabeza, Manuel Hermenegildo.

This library contains traditional Prolog predicates for testing types. They depend on the state of instantiation of their arguments, thus being of extra-logical nature.

24.1 Usage and interface (`term_typing`)

- **Library usage:**

These predicates are builtin in Ciao, so nothing special has to be done to use them.

- **Exports:**

- *Properties:*

`var/1`, `nonvar/1`, `atom/1`, `integer/1`, `float/1`, `number/1`, `atomic/1`, `ground/1`, `type/2`.

- **Imports:**

- *System library modules:*

`assertions/native_props`.

- *Packages:*

`prelude`, `nonpure`, `assertions`, `nortchecks`, `nativeprops`, `isomodes`.

24.2 Documentation on exports (`term_typing`)

`var/1:`

PROPERTY

(True) Usage: `var(X)`

`X` is a free variable.

- *The following properties hold globally:*

This predicate is understood natively by CiaoPP as `free(X)`. (`basic_props:native/2`)

General properties:

Trust:

- *The following properties hold globally:*

All calls of the form `var(Arg1)` are deterministic. (`native_props:is_det/1`)

Indicates the type of test that a predicate performs. Required by the nonfailure analysis. (`native_props:test_type/2`)

True: `var(X)`

- *The following properties hold globally:*

`X` is not further instantiated. (`basic_props:not_further_inst/2`)

This predicate is understood natively by CiaoPP. (`basic_props:native/1`)

`var(X)` is side-effect free. (`basic_props:sideff/2`)

True: `var(X)`

- *If the following properties hold at call time:*

`X` is currently a term which is not a free variable. (`term_typing:nonvar/1`)

then the following properties hold globally:

`var(X)` is evaluable at compile-time. (`basic_props:eval/1`)

True: `var(X)`

- *If the following properties hold at call time:*
`X` is currently a term which is not a free variable. (term_typing:nonvar/1)
then the following properties hold globally:
`var(X)` is equivalent to `fail`. (basic_props:equiv/2)

True: `var(X)`

- *If the following properties hold at call time:*
`X` is a free variable. (term_typing:var/1)
then the following properties hold globally:
`var(X)` is equivalent to `true`. (basic_props:equiv/2)

nonvar/1:

PROPERTY

(True) Usage: `nonvar(X)`

`X` is currently a term which is not a free variable.

- *The following properties hold globally:*
This predicate is understood natively by CiaoPP as `not_free(X)`. (basic_props:native/2)

General properties:**Trust:**

- *The following properties hold globally:*
All calls of the form `nonvar(Arg1)` are deterministic. (native_props:is_det/1)

True: `nonvar(X)`

- *The following properties hold globally:*
`X` is not further instantiated. (basic_props:not_further_inst/2)
`nonvar(X)` is side-effect `free`. (basic_props:sideff/2)
This predicate is understood natively by CiaoPP. (basic_props:native/1)

True: `nonvar(X)`

- *If the following properties hold at call time:*
`X` is currently a term which is not a free variable. (term_typing:nonvar/1)
then the following properties hold globally:
`nonvar(X)` is evaluable at compile-time. (basic_props:eval/1)

True: `nonvar(T)`

- *If the following properties hold at call time:*
`T` is a free variable. (term_typing:var/1)
then the following properties hold globally:
`nonvar(T)` is equivalent to `fail`. (basic_props:equiv/2)

True: `nonvar(T)`

- *If the following properties hold at call time:*
`T` is currently a term which is not a free variable. (term_typing:nonvar/1)
then the following properties hold globally:
`nonvar(T)` is equivalent to `true`. (basic_props:equiv/2)

atom/1:	PROPERTY
(True) Usage: <code>atom(X)</code>	
X is currently instantiated to an atom.	
– <i>The following properties hold globally:</i>	
This predicate is understood natively by CiaoPP.	(basic_props:native/1)
General properties:	
Trust: <code>atom(X)</code>	
– <i>The following properties hold upon exit:</i>	
X is an atom.	(basic_props:atm/1)
Trust:	
– <i>The following properties hold globally:</i>	
All calls of the form <code>atom(Arg1)</code> are deterministic.	(native_props:is_det/1)
Indicates the type of test that a predicate performs. Required by the nonfailure analysis.	(native_props:test_type/2)
True: <code>atom(X)</code>	
– <i>The following properties hold globally:</i>	
X is not further instantiated.	(basic_props:not_further_inst/2)
<code>atom(X)</code> is side-effect free.	(basic_props:sideff/2)
This predicate is understood natively by CiaoPP.	(basic_props:native/1)
True: <code>atom(X)</code>	
– <i>If the following properties hold at call time:</i>	
X is currently a term which is not a free variable.	(term_typing:nonvar/1)
<i>then the following properties hold globally:</i>	
<code>atom(X)</code> is evaluable at compile-time.	(basic_props:eval/1)
True: <code>atom(T)</code>	
– <i>If the following properties hold at call time:</i>	
T is a free variable.	(term_typing:var/1)
<i>then the following properties hold globally:</i>	
<code>atom(T)</code> is equivalent to <code>fail</code> .	(basic_props:equiv/2)
integer/1:	PROPERTY
(True) Usage: <code>integer(X)</code>	
X is currently instantiated to an integer.	
– <i>The following properties hold globally:</i>	
This predicate is understood natively by CiaoPP.	(basic_props:native/1)
General properties:	
Trust: <code>integer(X)</code>	
– <i>The following properties hold upon exit:</i>	
X is an integer.	(basic_props:int/1)
Trust:	

- *The following properties hold globally:*
 All calls of the form `integer(Arg1)` are deterministic. (native_props:is_det/1)
 Indicates the type of test that a predicate performs. Required by the nonfailure analysis. (native_props:test_type/2)

True: `integer(X)`

- *The following properties hold globally:*
 X is not further instantiated. (basic_props:not_further_inst/2)
`integer(X)` is side-effect free. (basic_props:sideff/2)
 This predicate is understood natively by CiaoPP. (basic_props:native/1)

True: `integer(X)`

- *If the following properties hold at call time:*
 X is currently a term which is not a free variable. (term_typing:nonvar/1)
then the following properties hold globally:
`integer(X)` is evaluable at compile-time. (basic_props:eval/1)

True: `integer(T)`

- *If the following properties hold at call time:*
 T is a free variable. (term_typing:var/1)
then the following properties hold globally:
`integer(T)` is equivalent to `fail`. (basic_props:equiv/2)

float/1:

PROPERTY

(True) Usage: `float(X)`

X is currently instantiated to a float.

- *The following properties hold globally:*
 This predicate is understood natively by CiaoPP. (basic_props:native/1)

General properties:

Trust: `float(X)`

- *The following properties hold upon exit:*
 X is a float. (basic_props:flt/1)

Trust:

- *The following properties hold globally:*
 All calls of the form `float(Arg1)` are deterministic. (native_props:is_det/1)
 Indicates the type of test that a predicate performs. Required by the nonfailure analysis. (native_props:test_type/2)

True: `float(X)`

- *The following properties hold globally:*
 X is not further instantiated. (basic_props:not_further_inst/2)
`float(X)` is side-effect free. (basic_props:sideff/2)
 This predicate is understood natively by CiaoPP. (basic_props:native/1)

True: `float(X)`

- *If the following properties hold at call time:*
X is currently a term which is not a free variable. (term_typing:nonvar/1)
then the following properties hold globally:
float(X) is evaluable at compile-time. (basic_props:eval/1)

True: float(T)

- *If the following properties hold at call time:*
T is a free variable. (term_typing:var/1)
then the following properties hold globally:
float(T) is equivalent to fail. (basic_props:equiv/2)

number/1:

PROPERTY

(True) Usage: number(X)

X is currently instantiated to a number.

- *The following properties hold globally:*
This predicate is understood natively by CiaoPP. (basic_props:native/1)

General properties:

Trust: number(X)

- *The following properties hold upon exit:*
X is a number. (basic_props:num/1)

Trust:

- *The following properties hold globally:*
All calls of the form number(Arg1) are deterministic. (native_props:is_det/1)
Indicates the type of test that a predicate performs. Required by the nonfailure analysis.
analysis. (native_props:test_type/2)

True: number(X)

- *The following properties hold globally:*
X is not further instantiated. (basic_props:not_further_inst/2)
number(X) is side-effect free. (basic_props:sideff/2)
This predicate is understood natively by CiaoPP. (basic_props:native/1)

True: number(X)

- *If the following properties hold at call time:*
X is currently a term which is not a free variable. (term_typing:nonvar/1)
then the following properties hold globally:
number(X) is evaluable at compile-time. (basic_props:eval/1)

True: number(T)

- *If the following properties hold at call time:*
T is a free variable. (term_typing:var/1)
then the following properties hold globally:
number(T) is equivalent to fail. (basic_props:equiv/2)

atomic/1:	PROPERTY
(True) Usage: <code>atomic(X)</code>	
X is currently instantiated to an atom or a number.	
– <i>The following properties hold globally:</i>	
This predicate is understood natively by CiaoPP.	(basic_props:native/1)
General properties:	
Trust: <code>atomic(T)</code>	
– <i>The following properties hold upon exit:</i>	
T is an atomic term (an atom or a number).	(basic_props:constant/1)
Trust:	
– <i>The following properties hold globally:</i>	
All calls of the form <code>atomic(Arg1)</code> are deterministic.	(native_props:is_det/1)
Indicates the type of test that a predicate performs. Required by the nonfailure analysis.	(native_props:test_type/2)
True: <code>atomic(X)</code>	
– <i>The following properties hold globally:</i>	
X is not further instantiated.	(basic_props:not_further_inst/2)
<code>atomic(X)</code> is side-effect free.	(basic_props:sideff/2)
This predicate is understood natively by CiaoPP.	(basic_props:native/1)
True: <code>atomic(X)</code>	
– <i>If the following properties hold at call time:</i>	
X is currently a term which is not a free variable.	(term_typing:nonvar/1)
<i>then the following properties hold globally:</i>	
<code>atomic(X)</code> is evaluable at compile-time.	(basic_props:eval/1)
True: <code>atomic(T)</code>	
– <i>If the following properties hold at call time:</i>	
T is a free variable.	(term_typing:var/1)
<i>then the following properties hold globally:</i>	
<code>atomic(T)</code> is equivalent to <code>fail</code> .	(basic_props:equiv/2)
 ground/1:	 PROPERTY
(True) Usage: <code>ground(X)</code>	
X is currently ground (it contains no variables).	
– <i>The following properties hold globally:</i>	
This predicate is understood natively by CiaoPP.	(basic_props:native/1)
General properties:	
Trust: <code>ground(X)</code>	
– <i>The following properties hold upon exit:</i>	
X is ground.	(basic_props:gnd/1)
Trust:	

- *The following properties hold globally:*
 All calls of the form `ground(Arg1)` are deterministic. (native_props:is_det/1)
 Indicates the type of test that a predicate performs. Required by the nonfailure analysis. (native_props:test_type/2)

True: `ground(X)`

- *The following properties hold globally:*
 X is not further instantiated. (basic_props:not_further_inst/2)
`ground(X)` is side-effect free. (basic_props:sideff/2)
 This predicate is understood natively by CiaoPP. (basic_props:native/1)

True: `ground(X)`

- *If the following properties hold at call time:*
 X is currently ground (it contains no variables). (term_typing:ground/1)
then the following properties hold globally:
`ground(X)` is evaluable at compile-time. (basic_props:eval/1)

True: `ground(X)`

- *If the following properties hold at call time:*
 X is a free variable. (term_typing:var/1)
then the following properties hold globally:
`ground(X)` is equivalent to `fail`. (basic_props:equiv/2)

True: `ground(X)`

- *If the following properties hold at call time:*
 X is currently ground (it contains no variables). (term_typing:ground/1)
then the following properties hold globally:
`ground(X)` is equivalent to `true`. (basic_props:equiv/2)

type/2:

PROPERTY

(True) Usage: `type(X,Y)`X is internally of type Y (`var`, `attv`, `float`, `integer`, `structure`, `atom` or `list`).

- *The following properties hold globally:*
 This predicate is understood natively by CiaoPP. (basic_props:native/1)

General properties:**Trust:** `type(X,Y)`

- *The following properties hold upon exit:*
 Y is an atom. (basic_props:atm/1)

Trust:

- *The following properties hold globally:*
 All calls of the form `type(Arg1,Arg2)` are deterministic. (native_props:is_det/1)

True:

- *The following properties hold globally:*
`type(Arg1,Arg2)` is side-effect free. (basic_props:sideff/2)
 This predicate is understood natively by CiaoPP. (basic_props:native/1)

True: `type(X,Y)`

– *If the following properties hold at call time:*

`X` is currently a term which is not a free variable. (term_typing:nonvar/1)

then the following properties hold globally:

`type(X,Y)` is evaluable at compile-time. (basic_props:eval/1)

24.3 Known bugs and planned improvements (term_typing)

- Run-time checks have been reported not to work with this code. That means that either the assertions here, or the code that implements the run-time checks are erroneous.

25 Basic term manipulation

Author(s): Daniel Cabeza, Manuel Hermenegildo.

This module provides basic term manipulation.

25.1 Usage and interface (`term_basic`)

- **Library usage:**

These predicates are builtin in Ciao, so nothing special has to be done to use them.

- **Exports:**

- *Predicates:*

`\=/2`, `arg/3`, `functor/3`, `=../2`, `copy_term/2`, `copy_term_nat/2`, `cyclic_term/1`, `C/3`.

- *Properties:*

`=/2`, `const_head/1`.

- *Regular Types:*

`non_empty_list/1`, `list_functor/1`.

- **Imports:**

- *System library modules:*

`assertions/native_props`.

- *Packages:*

`prelude`, `nonpure`, `assertions`, `nativeprops`, `isomodes`, `nortchecks`.

25.2 Documentation on exports (`term_basic`)

`=/2`:

PROPERTY

◻ ISO ◻ A property, defined as follows:

`X=Y :-`

`X=Y.`

General properties:

Trust: `X=Y`

`X` and `Y` unify.

- *The following properties hold globally:*

`X=Y` is side-effect free.

(`basic_props:sideff/2`)

This predicate is understood natively by CiaoPP.

(`basic_props:native/1`)

`X=Y` is evaluable at compile-time.

(`basic_props:eval/1`)

All calls of the form `X=Y` are deterministic.

(`native_props:is_det/1`)

Goal `X=Y` produces `inf` solutions.

(`native_props:relations/2`)

Indicates the type of test that a predicate performs. Required by the nonfailure analysis.

(`native_props:test_type/2`)

\=/2:

PREDICATE

(Trust) Usage: $X \backslash = Y$  X and Y are not unifiable.– *The following properties hold globally:* $X \backslash = Y$ is side-effect free.

(basic_props:sideff/2)

 $X \backslash = Y$ is binding insensitive.

(basic_props:bind_ins/1)

All calls of the form $X \backslash = Y$ are deterministic.

(native_props:is_det/1)

General properties:**Trust:** $X \backslash = Y$ – *If the following properties hold at call time:* X is currently ground (it contains no variables).

(term_typing:ground/1)

 Y is currently ground (it contains no variables).

(term_typing:ground/1)

then the following properties hold globally: $X \backslash = Y$ is evaluable at compile-time.

(basic_props:eval/1)

Trust: $X \backslash = Y$ – *The following properties hold globally:* $X \backslash = Y$ is side-effect free.

(basic_props:sideff/2)

arg/3:

PREDICATE

(Trust) Usage 1: $\text{arg}(\text{ArgNo}, \text{Term}, \text{Arg})$ – *The following properties should hold at call time:* ArgNo is a number.

(basic_props:num/1)

– *The following properties hold globally:*All calls of the form $\text{arg}(\text{ArgNo}, \text{Term}, \text{Arg})$ are deterministic.

(native_props:is_det/1)

Goal $\text{arg}(\text{ArgNo}, \text{Term}, \text{Arg})$ produces inf solutions.

(native_props:relations/2)

(Trust) Usage 2: $\text{arg}(\text{ArgNo}, \text{Term}, \text{Arg})$ – *The following properties should hold at call time:* ArgNo is a number.

(basic_props:num/1)

 Term is ground.

(basic_props:gnd/1)

– *The following properties hold upon exit:* Arg is ground.

(basic_props:gnd/1)

(Trust) Usage 3: $\text{arg}(\text{ArgNo}, \text{Term}, \text{Arg})$ Argument ArgNo of the term Term is Arg .– *The following properties should hold at call time:* ArgNo is a non-negative integer.

(basic_props:nnegint/1)

 Term is a compound term.

(basic_props:struct/1)

– *The following properties hold globally:* $\text{arg}(\text{ArgNo}, \text{Term}, \text{Arg})$ is side-effect free.

(basic_props:sideff/2)

This predicate is understood natively by CiaoPP.

(basic_props:native/1)

 $\text{arg}(\text{ArgNo}, \text{Term}, \text{Arg})$ is binding insensitive.

(basic_props:bind_ins/1)

(Trust) Usage 4: $\text{arg}(\text{ArgNo}, \text{Term}, \text{Arg})$

- *The following properties should hold at call time:*
 - `ArgNo` is a non-negative integer. (basic_props:nnegint/1)
 - `Term` is ground. (basic_props:gnd/1)
- *The following properties hold upon exit:*
 - `Arg` is ground. (basic_props:gnd/1)

functor/3:

PREDICATE

(Trust) Usage 1: `functor(Term,Name,Arity)`

◉ ISO ◉

◉ ISO ◉

- *The following properties should hold at call time:*
 - `Term` is currently a term which is not a free variable. (term_typing:nonvar/1)
- *The following properties hold upon exit:*
 - `Name` is an atom. (basic_props:atm/1)
 - `Arity` is a non-negative integer. (basic_props:nnegint/1)
- *The following properties hold globally:*
 - `Term` is not further instantiated. (basic_props:not_further_inst/2)
 - `functor(Term,Name,Arity)` is side-effect free. (basic_props:sideff/2)
 - This predicate is understood natively by CiaoPP. (basic_props:native/1)
 - `functor(Term,Name,Arity)` is binding insensitive. (basic_props:bind_ins/1)
 - `functor(Term,Name,Arity)` is evaluable at compile-time. (basic_props:eval/1)

(Trust) Usage 2: `functor(Term,Name,Arity)`

◉ ISO ◉

The principal functor of the term `Term` has name `Name` and arity `Arity`.

- *The following properties should hold at call time:*
 - `Name` is currently a term which is not a free variable. (term_typing:nonvar/1)
 - `Arity` is currently a term which is not a free variable. (term_typing:nonvar/1)
- *The following properties hold upon exit:*
 - `Term` is currently a term which is not a free variable. (term_typing:nonvar/1)
 - `Name` is an atom. (basic_props:atm/1)
 - `Arity` is a non-negative integer. (basic_props:nnegint/1)
- *The following properties hold globally:*
 - `functor(Term,Name,Arity)` is side-effect free. (basic_props:sideff/2)
 - This predicate is understood natively by CiaoPP. (basic_props:native/1)
 - `functor(Term,Name,Arity)` is binding insensitive. (basic_props:bind_ins/1)
 - `functor(Term,Name,Arity)` is evaluable at compile-time. (basic_props:eval/1)
 - All the calls of the form `functor(Term,Name,Arity)` do not fail. (native_props:not_fails/1)

(Trust) Usage 3: `functor(Term,Name,Arity)`

- *The following properties should hold at call time:*
 - `Term` is currently a term which is not a free variable. (term_typing:nonvar/1)
 - `Name` is a free variable. (term_typing:var/1)
 - `Arity` is a free variable. (term_typing:var/1)
 - `Term` is currently a term which is not a free variable. (term_typing:nonvar/1)

- *The following properties hold upon exit:*
 - 1 is the size of argument **Name**, for any approximation. (native_props:size/2)
 - arity(Term)** is the size of argument **Arity**, for any approximation. (native_props:size/2)
- *The following properties hold globally:*
 - arity** is the metric of the variable **Term**, for any approximation. (native_props:size_metric/3)

General properties:**Trust:**

- *The following properties hold globally:*
 - functor(Arg1,Arg2,Arg3)** is side-effect free. (basic_props:sideff/2)
 - This predicate is understood natively by CiaoPP. (basic_props:native/1)
 - All calls of the form **functor(Arg1,Arg2,Arg3)** are deterministic. (native_props:is_det/1)

=../2:

PREDICATE

(Trust) Usage: Term=..List

◻ ISO ◻

The functor and arguments of the term **Term** comprise the list **List**.

- *The following properties hold upon exit:*
 - List** is a list. (basic_props:list/1)
- *The following properties hold globally:*
 - Term=..List** is side-effect free. (basic_props:sideff/2)
 - This predicate is understood natively by CiaoPP. (basic_props:native/1)

General properties:**True:**

- *If the following properties hold at call time:*
 - Arg1** is currently a term which is not a free variable. (term_typing:nonvar/1)
- then the following properties hold globally:*
 - Arg1=..Arg2** is evaluable at compile-time. (basic_props:eval/1)

True: Arg1=..List

- *If the following properties hold at call time:*
 - List** is a list. (basic_props:list/1)
 - term_basic:const_head(List)** (term_basic:const_head/1)
- then the following properties hold globally:*
 - Arg1=..List** is evaluable at compile-time. (basic_props:eval/1)

non_empty_list/1:

REGTYPE

Usage: non_empty_list(A)

A list that is not the empty list [].

copy_term/2:

PREDICATE

Usage: `copy_term(Term, Copy)`

◀ ISO ▶

`Copy` is a renaming of `Term`, such that brand new variables have been substituted for all variables in `Term`. If any of the variables of `Term` have attributes, the copied variables will have copies of the attributes as well. It behaves as if defined by:

```
:- data 'copy of'/1.
```

```
copy_term(X, Y) :-
    asserta_fact('copy of'(X)),
    retract_fact('copy of'(Y)).
```

– *The following properties should hold globally:*

`copy_term(Term, Copy)` is side-effect free. (basic_props:sideff/2)

This predicate is understood natively by CiaoPP. (basic_props:native/1)

General properties:**True:** `copy_term(Term, Copy)`

– *If the following properties hold at call time:*

`Term` is currently ground (it contains no variables). (term_typing:ground/1)

then the following properties hold globally:

`copy_term(Term, Copy)` is evaluable at compile-time. (basic_props:eval/1)

copy_term_nat/2:

PREDICATE

(Trust) Usage: `copy_term_nat(Term, Copy)`

Same as `copy_term/2`, except that attributes of variables are not copied.

– *The following properties hold globally:*

`copy_term_nat(Term, Copy)` is side-effect free. (basic_props:sideff/2)

cyclic_term/1:

PREDICATE

Usage: `cyclic_term(T)`

True if `T` is cyclic (infinite).

C/3:

PREDICATE

(Trust) Usage 1: `C(S1, Terminal, S2)`

– *The following properties hold upon exit:*

`term_basic:list_functor(S1)` (term_basic:list_functor/1)

(Trust) Usage 2: `C(S1, Terminal, S2)`

`S1` is connected by the terminal `Terminal` to `S2`. Internally used in *DCG grammar rules*. Defined as if by the single clause: `'C'([X|S], X, S)`.

– *The following properties hold globally:*

`C(S1, Terminal, S2)` is side-effect free. (basic_props:sideff/2)

This predicate is understood natively by CiaoPP. (basic_props:native/1)

General properties:**Trust:** `C(S1, Terminal, S2)`

- *If the following properties hold at call time:*
A list that is not the empty list []. (term_basic:non_empty_list/1)
then the following properties hold upon exit:
S2 is a list. (basic_props:list/1)

True:

- *If the following properties hold at call time:*
Arg1 is currently a term which is not a free variable. (term_typing:nonvar/1)
then the following properties hold globally:
C(Arg1,Arg2,Arg3) is evaluable at compile-time. (basic_props:eval/1)

const_head/1:

PROPERTY

A property, defined as follows:

```
const_head([Head|_1]) :-
    constant(Head).
```

list_functor/1:

REGTYPE

A regular type, defined as follows:

```
list_functor([A|B]) :-
    term(A),
    term(B).
```

25.3 Known bugs and planned improvements (term_basic)

- Run-time checks have been reported not to work with this code. That means that either the assertions here, or the code that implements the run-time checks are erroneous.

26 Comparing terms

Author(s): Daniel Cabeza, Manuel Hermenegildo.

These built-in predicates are extra-logical. They treat uninstantiated variables as objects with values which may be compared, and they never instantiate those variables. They should *not* be used when what you really want is arithmetic comparison or unification.

The predicates make reference to a *standard total ordering* of terms, which is as follows:

- Variables, by age (roughly, oldest first – the order is *not* related to the names of variables).
- Floats, in numeric order (e.g. -1.0 is put before 1.0).
- Integers, in numeric order (e.g. -1 is put before 1).
- Atoms, in alphabetical (i.e. character code) order.
- Compound terms, ordered first by arity, then by the name of the principal functor, then by the arguments in left-to-right order. Recall that lists are equivalent to compound terms with principal functor `'.'`.

For example, here is a list of terms in standard order:

```
[ X, -1.0, -9, 1, bar, foo, [1], X = Y, foo(0,2), bar(1,1,1) ]
```

26.1 Usage and interface (`term_compare`)

- **Library usage:**

These predicates are builtin in Ciao, so nothing special has to be done to use them.

- **Exports:**

- *Predicates:*
`\==/2`, `@</2`, `@=</2`, `@>/2`, `@>=/2`, `compare/3`.
- *Properties:*
`==/2`.
- *Regular Types:*
`comparator/1`.

- **Imports:**

- *System library modules:*
`assertions/native_props`.
- *Packages:*
`prelude`, `nonpure`, `assertions`, `nortchecks`, `nativeprops`, `isomodes`.

26.2 Documentation on exports (`term_compare`)

`==/2`:

Usage: `Term1==Term2`

The terms `Term1` and `Term2` are strictly identical.

General properties:

True: `Term1==Term2`

PROPERTY

- *The following properties hold globally:*
 - Term1** is not further instantiated. (basic_props:not_further_inst/2)
 - Term2** is not further instantiated. (basic_props:not_further_inst/2)
 - Term1==Term2** is side-effect **free**. (basic_props:sideff/2)
 - This predicate is understood natively by CiaoPP. (basic_props:native/1)

True: Term1==Term2

- *If the following properties hold at call time:*
 - Term1** is currently ground (it contains no variables). (term_typing:ground/1)
 - Term2** is currently ground (it contains no variables). (term_typing:ground/1)
- then the following properties hold globally:*
 - Term1==Term2** is evaluable at compile-time. (basic_props:eval/1)

Trust: Term1==Term2

- *The following properties hold globally:*
 - All calls of the form **Term1==Term2** are deterministic. (native_props:is_det/1)
 - Indicates the type of test that a predicate performs. Required by the nonfailure analysis. (native_props:test_type/2)

\==/2:

PREDICATE

(Trust) Usage: Term1**==**Term2

The terms **Term1** and **Term2** are not strictly identical.

- *The following properties hold globally:*
 - Term1** is not further instantiated. (basic_props:not_further_inst/2)
 - Term2** is not further instantiated. (basic_props:not_further_inst/2)
 - Term1**==**Term2** is side-effect **free**. (basic_props:sideff/2)
 - This predicate is understood natively by CiaoPP. (basic_props:native/1)

General properties:

True: Term1**==**Term2

- *If the following properties hold at call time:*
 - Term1** is currently ground (it contains no variables). (term_typing:ground/1)
 - Term2** is currently ground (it contains no variables). (term_typing:ground/1)
- then the following properties hold globally:*
 - Term1**==**Term2** is evaluable at compile-time. (basic_props:eval/1)

Trust: Term1**==**Term2

- *The following properties hold globally:*
 - All calls of the form **Term1**==**Term2** are deterministic. (native_props:is_det/1)
 - Indicates the type of test that a predicate performs. Required by the nonfailure analysis. (native_props:test_type/2)

@</2:

PREDICATE

(Trust) Usage: Term1@<Term2

The term **Term1** precedes the term **Term2** in the standard order.

- *The following properties hold globally:*
- Term1 is not further instantiated. (basic_props:not_further_inst/2)
- Term2 is not further instantiated. (basic_props:not_further_inst/2)
- Term1@<Term2 is side-effect free. (basic_props:sideff/2)
- This predicate is understood natively by CiaoPP. (basic_props:native/1)

General properties:**True:** Term1@<Term2

- *If the following properties hold at call time:*
- Term1 is currently ground (it contains no variables). (term_typing:ground/1)
- Term2 is currently ground (it contains no variables). (term_typing:ground/1)
- then the following properties hold globally:*
- Term1@<Term2 is evaluable at compile-time. (basic_props:eval/1)

@=</2:

PREDICATE

(Trust) Usage: Term1@=<Term2

The term Term1 precedes or is identical to the term Term2 in the standard order.

- *The following properties hold globally:*
- Term1 is not further instantiated. (basic_props:not_further_inst/2)
- Term2 is not further instantiated. (basic_props:not_further_inst/2)
- Term1@=<Term2 is side-effect free. (basic_props:sideff/2)
- This predicate is understood natively by CiaoPP. (basic_props:native/1)

General properties:**True:** Term1@=<Term2

- *If the following properties hold at call time:*
- Term1 is currently ground (it contains no variables). (term_typing:ground/1)
- Term2 is currently ground (it contains no variables). (term_typing:ground/1)
- then the following properties hold globally:*
- Term1@=<Term2 is evaluable at compile-time. (basic_props:eval/1)

@>/2:

PREDICATE

(Trust) Usage: Term1@>Term2

The term Term1 follows the term Term2 in the standard order.

- *The following properties hold globally:*
- Term1 is not further instantiated. (basic_props:not_further_inst/2)
- Term2 is not further instantiated. (basic_props:not_further_inst/2)
- Term1@>Term2 is side-effect free. (basic_props:sideff/2)
- This predicate is understood natively by CiaoPP. (basic_props:native/1)

General properties:**True:** Term1@>Term2

- *If the following properties hold at call time:*
- Term1 is currently ground (it contains no variables). (term_typing:ground/1)
- Term2 is currently ground (it contains no variables). (term_typing:ground/1)
- then the following properties hold globally:*
- Term1@>Term2 is evaluable at compile-time. (basic_props:eval/1)

@>=/2: PREDICATE

(Trust) Usage: Term1@>=Term2

The term Term1 follows or is identical to the term Term2 in the standard order.

– *The following properties hold globally:*

Term1 is not further instantiated. (basic_props:not_further_inst/2)

Term2 is not further instantiated. (basic_props:not_further_inst/2)

Term1@>=Term2 is side-effect free. (basic_props:sideff/2)

This predicate is understood natively by CiaoPP. (basic_props:native/1)

General properties:

True: Term1@>=Term2

– *If the following properties hold at call time:*

Term1 is currently ground (it contains no variables). (term_typing:ground/1)

Term2 is currently ground (it contains no variables). (term_typing:ground/1)

then the following properties hold globally:

Term1@>=Term2 is evaluable at compile-time. (basic_props:eval/1)

compare/3: PREDICATE

compare(Op, Term1, Term2)

Op is the result of comparing the terms Term1 and Term2.

(Trust) Usage:

– *Calls should, and exit will be compatible with:*

Op is an atom. (basic_props:atom/1)

– *The following properties should hold at call time:*

Term1 is any term. (basic_props:term/1)

Term2 is any term. (basic_props:term/1)

– *The following properties hold upon exit:*

Op is an atom. (basic_props:atom/1)

Term1 is any term. (basic_props:term/1)

Term2 is any term. (basic_props:term/1)

term_compare:comparator(Op) (term_compare:comparator/1)

Term1 is any term. (basic_props:term/1)

Term2 is any term. (basic_props:term/1)

– *The following properties hold globally:*

Term1 is not further instantiated. (basic_props:not_further_inst/2)

Term2 is not further instantiated. (basic_props:not_further_inst/2)

compare(Op, Term1, Term2) is side-effect free. (basic_props:sideff/2)

This predicate is understood natively by CiaoPP. (basic_props:native/1)

General properties:

True: compare(Op, Term1, Term2)

– *If the following properties hold at call time:*

Term1 is currently ground (it contains no variables). (term_typing:ground/1)

Term2 is currently ground (it contains no variables). (term_typing:ground/1)

then the following properties hold globally:

compare(Op, Term1, Term2) is evaluable at compile-time. (basic_props:eval/1)

comparator/1:

REGTYPE

A regular type, defined as follows:

```
comparator(=).  
comparator(>).  
comparator(<).
```

26.3 Known bugs and planned improvements (term_compare)

- Run-time checks have been reported not to work with this code. That means that either the assertions here, or the code that implements the run-time checks are erroneous.

27 Basic predicates handling names of constants

Author(s): The CLIP Group.

The Ciao system provides builtin predicates which allow dealing with names of constants (atoms or numbers). Note that sometimes strings (character code lists) are more suitable to handle sequences of characters.

27.1 Usage and interface (`atomic_basic`)

- **Library usage:**

These predicates are builtin in Ciao, so nothing special has to be done to use them.

- **Exports:**

- *Predicates:*

`name/2`, `atom_codes/2`, `number_codes/2`, `number_codes/3`, `atom_number/2`, `atom_number/3`, `atom_length/2`, `atom_concat/3`, `sub_atom/4`.

- *Properties:*

`number_codes/3`.

- *Regular Types:*

`valid_base/1`.

- **Imports:**

- *System library modules:*

`assertions/native_props`.

- *Packages:*

`prelude`, `nonpure`, `assertions`, `nortchecks`, `isomodes`, `nativeprops`, `unittestprops`, `unittestdecls`.

27.2 Documentation on exports (`atomic_basic`)

`name/2:`

PREDICATE

`name(Const,String)`

`String` is the list of the ASCII codes of the characters comprising the name of `Const`. Note that if `Const` is an atom whose name can be interpreted as a number (e.g. `'96'`), the predicate is not reversible, as that atom will not be constructed when `Const` is uninstantiated. Thus it is recommended that new programs use the ISO-compliant predicates `atom_codes/2` or `number_codes/2`, as these predicates do not have this inconsistency.

(Trust) Usage 1:

- *Calls should, and exit will be compatible with:*

`String` is a string (a list of character codes). (basic_props:string/1)

- *The following properties should hold at call time:*

`Const` is an atomic term (an atom or a number). (basic_props:constant/1)

- *The following properties hold upon exit:*

`String` is a string (a list of character codes). (basic_props:string/1)

- *The following properties hold globally:*

`name(Const,String)` is evaluable at compile-time. (basic_props:eval/1)

(Trust) Usage 2:

If `String` can be interpreted as a number, `Const` is unified with that number, otherwise with the atom whose name is `String`.

- *The following properties should hold at call time:*
 - `Const` is a free variable. (term_typing:var/1)
 - `String` is a string (a list of character codes). (basic_props:string/1)
- *The following properties hold upon exit:*
 - `Const` is an atomic term (an atom or a number). (basic_props:constant/1)
- *The following properties hold globally:*
 - `name(Const,String)` is evaluable at compile-time. (basic_props:eval/1)

General properties:**True:**

- *The following properties hold globally:*
 - `name(Const,String)` is side-effect free. (basic_props:sideff/2)
 - This predicate is understood natively by CiaoPP. (basic_props:native/1)

atom_codes/2:

PREDICATE

`atom_codes(Atom,String)`

◀ ● ISO ● ▶

`String` is the list of the ASCII codes of the characters comprising the name of `Atom`.

(Trust) Usage 1:

- *Calls should, and exit will be compatible with:*
 - `String` is a string (a list of character codes). (basic_props:string/1)
- *The following properties should hold at call time:*
 - `Atom` is an atom. (basic_props:atm/1)
- *The following properties hold upon exit:*
 - `String` is a string (a list of character codes). (basic_props:string/1)
- *The following properties hold globally:*
 - `atom_codes(Atom,String)` is evaluable at compile-time. (basic_props:eval/1)

(Trust) Usage 2:

- *Calls should, and exit will be compatible with:*
 - `Atom` is an atom. (basic_props:atm/1)
- *The following properties should hold at call time:*
 - `String` is a string (a list of character codes). (basic_props:string/1)
- *The following properties hold upon exit:*
 - `Atom` is an atom. (basic_props:atm/1)
- *The following properties hold globally:*
 - `atom_codes(Atom,String)` is evaluable at compile-time. (basic_props:eval/1)

General properties:**Test:** `atom_codes(A,B)`

- *If the following properties should hold at call time:*
 - `term_basic:A=ao` (term_basic:= /2)
- then the following properties should hold upon exit:*

`term_basic:B=[97,241,111]` (term_basic:= /2)

then the following properties should hold globally:

All the calls of the form `atom_codes(A,B)` do not fail. (native_props:not_fails/1)

All calls of the form `atom_codes(A,B)` are deterministic. (native_props:is_det/1)

True:

- *The following properties hold globally:*

`atom_codes(Atom,String)` is side-effect free. (basic_props:sideff/2)

This predicate is understood natively by CiaoPP. (basic_props:native/1)

All calls of the form `atom_codes(Atom,String)` are deterministic. (native_props:is_det/1)

number_codes/2:

PREDICATE

`number_codes(Number,String)`

◻ ISO ◻

`String` is the list of the ASCII codes of the characters comprising a representation of `Number`.

(Trust) Usage 1:

- *Calls should, and exit will be compatible with:*

`String` is a string (a list of character codes). (basic_props:string/1)

- *The following properties should hold at call time:*

`Number` is a number. (basic_props:num/1)

- *The following properties hold upon exit:*

`String` is a string (a list of character codes). (basic_props:string/1)

- *The following properties hold globally:*

`number_codes(Number,String)` is evaluable at compile-time. (basic_props:eval/1)

(Trust) Usage 2:

- *The following properties should hold at call time:*

`Number` is a free variable. (term_typing:var/1)

`String` is a string (a list of character codes). (basic_props:string/1)

- *The following properties hold upon exit:*

`Number` is a number. (basic_props:num/1)

- *The following properties hold globally:*

`number_codes(Number,String)` is evaluable at compile-time. (basic_props:eval/1)

General properties:

True:

- *The following properties hold globally:*

`number_codes(Number,String)` is side-effect free. (basic_props:sideff/2)

This predicate is understood natively by CiaoPP. (basic_props:native/1)

True: number_codes(A,B)

- *If the following properties hold at call time:*

`A` is an integer. (basic_props:int/1)

then the following properties hold upon exit:

`B` is a list of `num_codes`. (basic_props:list/2)

atom_number/2:

PREDICATE

`atom_number(Atom,Number)``Atom` can be read as a representation of `Number`.**Usage 1:**

- *Call and exit should be compatible with:*
 - `Number` is a number. (basic_props:num/1)
- *The following properties should hold at call time:*
 - `Atom` is an atom. (basic_props:atm/1)
- *The following properties should hold upon exit:*
 - `Number` is a number. (basic_props:num/1)
 - `Atom` is an atom. (basic_props:atm/1)
 - `Number` is a number. (basic_props:num/1)
- *The following properties should hold globally:*
 - `atom_number(Atom,Number)` is evaluable at compile-time. (basic_props:eval/1)

Usage 2:

- *The following properties should hold at call time:*
 - `Atom` is a free variable. (term_typing:var/1)
 - `Number` is a number. (basic_props:num/1)
- *The following properties should hold upon exit:*
 - `Atom` is an atom. (basic_props:atm/1)
 - `Atom` is an atom. (basic_props:atm/1)
 - `Number` is a number. (basic_props:num/1)
- *The following properties should hold globally:*
 - `atom_number(Atom,Number)` is evaluable at compile-time. (basic_props:eval/1)

General properties:**Test:** `atom_number(A,B)`

- *If the following properties should hold at call time:*
 - `term_basic:B=0.0` (term_basic:= /2)
- then the following properties should hold upon exit:*
 - `term_basic:A=0.0` (term_basic:= /2)

Test: `atom_number(A,B)`

- *If the following properties should hold at call time:*
 - `term_basic:A=0.0` (term_basic:= /2)
- then the following properties should hold upon exit:*
 - `term_basic:B=0.0` (term_basic:= /2)

Test: `atom_number(A,B)`

- *If the following properties should hold at call time:*
 - `term_basic:B= -0.0` (term_basic:= /2)
- then the following properties should hold upon exit:*
 - `term_basic:A=-0.0` (term_basic:= /2)

Test: `atom_number(A,B)`

- *If the following properties should hold at call time:*
 term_basic:A=-0.0 (term_basic:= /2)
then the following properties should hold upon exit:
 term_basic:B0= -0.0 (term_basic:= /2)
 term_basic:B=B0 (term_basic:= /2)

Test: atom_number(A,B)

- *If the following properties should hold at call time:*
 term_basic:B=1.0 (term_basic:= /2)
then the following properties should hold upon exit:
 term_basic:A=1.0 (term_basic:= /2)

Test: atom_number(A,B)

- *If the following properties should hold at call time:*
 term_basic:A=1.0 (term_basic:= /2)
then the following properties should hold upon exit:
 term_basic:B=1.0 (term_basic:= /2)

Test: atom_number(A,B)

- *If the following properties should hold at call time:*
 term_basic:B=0.Inf (term_basic:= /2)
then the following properties should hold upon exit:
 term_basic:A=0.Inf (term_basic:= /2)

Test: atom_number(A,B)

- *If the following properties should hold at call time:*
 term_basic:A=0.Inf (term_basic:= /2)
then the following properties should hold upon exit:
 term_basic:B=0.Inf (term_basic:= /2)

Test: atom_number(A,B)

- *If the following properties should hold at call time:*
 term_basic:B= -1.0 (term_basic:= /2)
then the following properties should hold upon exit:
 term_basic:A=-1.0 (term_basic:= /2)

Test: atom_number(A,B)

- *If the following properties should hold at call time:*
 term_basic:A=-1.0 (term_basic:= /2)
then the following properties should hold upon exit:
 term_basic:B= -1.0 (term_basic:= /2)

Test: atom_number(A,B)

- *If the following properties should hold at call time:*
 term_basic:B= -1.0 (term_basic:= /2)
then the following properties should hold upon exit:
 term_basic:A=-1.0 (term_basic:= /2)

Test: atom_number(A,B)

– *If the following properties should hold at call time:*
 term_basic:A=-1.0 (term_basic:= /2)

then the following properties should hold upon exit:
 term_basic:B= -1.0 (term_basic:= /2)

Test: atom_number(A,B)

– *If the following properties should hold at call time:*
 term_basic:B= -0.Inf (term_basic:= /2)

then the following properties should hold upon exit:
 term_basic:A=-0.Inf (term_basic:= /2)

Test: atom_number(A,B)

– *If the following properties should hold at call time:*
 term_basic:A=-0.Inf (term_basic:= /2)

then the following properties should hold upon exit:
 term_basic:B= -0.Inf (term_basic:= /2)

Test: atom_number(A,B)

– *If the following properties should hold at call time:*
 term_basic:B= -0.Inf (term_basic:= /2)

then the following properties should hold upon exit:
 term_basic:A=-0.Inf (term_basic:= /2)

Test: atom_number(A,B)

– *If the following properties should hold at call time:*
 term_basic:B=0.Nan (term_basic:= /2)

then the following properties should hold upon exit:
 term_basic:A=0.Nan (term_basic:= /2)

Test: atom_number(A,B)

– *If the following properties should hold at call time:*
 term_basic:A=0.Nan (term_basic:= /2)

then the following properties should hold upon exit:
 term_basic:B=0.Nan (term_basic:= /2)

True:

– *The following properties hold globally:*
 atom_number(Atom,Number) is side-effect free. (basic_props:sideff/2)

This predicate is understood natively by CiaoPP. (basic_props:native/1)

All calls of the form atom_number(Atom,Number) are deterministic. (native_props:is_det/1)

atom_number/3:

PREDICATE

atom_number(Atom,Base,Number)

Atom can be read as a representation of Number in base Base.

Usage 1:

– *Call and exit should be compatible with:*
 Base is a number. (basic_props:num/1)

- *The following properties should hold at call time:*
 - `Atom` is an atom. (basic_props:atm/1)
 - `Number` is a number. (basic_props:num/1)
- *The following properties should hold upon exit:*
 - `Base` is a number. (basic_props:num/1)

Usage 2:

- *The following properties should hold at call time:*
 - `Atom` is a free variable. (term_typing:var/1)
 - `Base` is a number. (basic_props:num/1)
 - `Number` is a number. (basic_props:num/1)
- *The following properties should hold upon exit:*
 - `Atom` is an atom. (basic_props:atm/1)

General properties:**True:**

- *The following properties hold globally:*
 - `atom_number(Atom,Base,Number)` is side-effect free. (basic_props:sideff/2)
 - This predicate is understood natively by CiaoPP. (basic_props:native/1)
 - All calls of the form `atom_number(Atom,Base,Number)` are deterministic. (native_props:is_det/1)

atom_length/2:

PREDICATE

`atom_length(Atom,Length)`

◻ ISO ◻

`Length` is the number of characters forming the name of `Atom`.**(Trust) Usage:**

- *Calls should, and exit will be compatible with:*
 - `Length` is an integer. (basic_props:int/1)
- *The following properties should hold at call time:*
 - `Atom` is an atom. (basic_props:atm/1)
- *The following properties hold upon exit:*
 - `Length` is an integer. (basic_props:int/1)
- *The following properties hold globally:*
 - `atom_length(Atom,Length)` is evaluable at compile-time. (basic_props:eval/1)

General properties:**True:**

- *The following properties hold globally:*
 - `atom_length(Atom,Length)` is side-effect free. (basic_props:sideff/2)
 - This predicate is understood natively by CiaoPP. (basic_props:native/1)
 - All calls of the form `atom_length(Atom,Length)` are deterministic. (native_props:is_det/1)

atom_concat/3:

PREDICATE

atom_concat(Atom_1,Atom_2,Atom_12)

● ISO ●

Atom_12 is the result of concatenating Atom_1 followed by Atom_2.

(Trust) Usage 1:

Concatenate two atoms.

- *Calls should, and exit will be compatible with:*

Atom_12 is an atom.

(basic_props:atm/1)

- *The following properties should hold at call time:*

Atom_1 is an atom.

(basic_props:atm/1)

Atom_2 is an atom.

(basic_props:atm/1)

- *The following properties hold upon exit:*

Atom_12 is an atom.

(basic_props:atm/1)

Atom_1 is an atom.

(basic_props:atm/1)

Atom_2 is an atom.

(basic_props:atm/1)

Atom_12 is an atom.

(basic_props:atm/1)

- *The following properties hold globally:*

atom_concat(Atom_1,Atom_2,Atom_12) is evaluable at compile-time.

(ba-

sic_props:eval/1)

(Trust) Usage 2:

Non-deterministically split an atom.

- *The following properties should hold at call time:*

Atom_1 is a free variable.

(term_typing:var/1)

Atom_2 is a free variable.

(term_typing:var/1)

Atom_12 is an atom.

(basic_props:atm/1)

- *The following properties hold upon exit:*

Atom_1 is an atom.

(basic_props:atm/1)

Atom_2 is an atom.

(basic_props:atm/1)

Atom_1 is an atom.

(basic_props:atm/1)

Atom_2 is an atom.

(basic_props:atm/1)

Atom_12 is an atom.

(basic_props:atm/1)

- *The following properties hold globally:*

atom_concat(Atom_1,Atom_2,Atom_12) is evaluable at compile-time.

(ba-

sic_props:eval/1)

(Trust) Usage 3:

Take out of an atom a certain suffix (or fail if it cannot be done).

- *The following properties should hold at call time:*

Atom_1 is a free variable.

(term_typing:var/1)

Atom_2 is an atom.

(basic_props:atm/1)

Atom_12 is an atom.

(basic_props:atm/1)

- *The following properties hold upon exit:*

Atom_1 is an atom.

(basic_props:atm/1)

Atom_1 is an atom.

(basic_props:atm/1)

Atom_2 is an atom.

(basic_props:atm/1)

Atom_12 is an atom.

(basic_props:atm/1)

- *The following properties hold globally:*
`atom_concat(Atom_1,Atom_2,Atom_12)` is evaluable at compile-time. (basic_props:eval/1)

(Trust) Usage 4:

Take out of an atom a certain prefix (or fail if it cannot be done).

- *The following properties should hold at call time:*
`Atom_1` is an atom. (basic_props:atm/1)
`Atom_2` is a free variable. (term_typing:var/1)
`Atom_12` is an atom. (basic_props:atm/1)
- *The following properties hold upon exit:*
`Atom_2` is an atom. (basic_props:atm/1)
`Atom_1` is an atom. (basic_props:atm/1)
`Atom_2` is an atom. (basic_props:atm/1)
`Atom_12` is an atom. (basic_props:atm/1)
- *The following properties hold globally:*
`atom_concat(Atom_1,Atom_2,Atom_12)` is evaluable at compile-time. (basic_props:eval/1)

General properties:**True:**

- *The following properties hold globally:*
`atom_concat(Atom_1,Atom_2,Atom_12)` is side-effect free. (basic_props:sideff/2)
This predicate is understood natively by CiaoPP. (basic_props:native/1)
All calls of the form `atom_concat(Atom_1,Atom_2,Atom_12)` are deterministic. (native_props:is_det/1)

sub_atom/4:

PREDICATE

`sub_atom(Atom,Before,Length,Sub_atom)`

`Sub_atom` is formed with `Length` consecutive characters of `Atom` after the `Before` character. For example, the goal `sub_atom(summer,1,4,umme)` succeeds.

(Trust) Usage:

- *Calls should, and exit will be compatible with:*
`Sub_atom` is an atom. (basic_props:atm/1)
- *The following properties should hold at call time:*
`Atom` is an atom. (basic_props:atm/1)
`Before` is an integer. (basic_props:int/1)
`Length` is an integer. (basic_props:int/1)
- *The following properties hold upon exit:*
`Sub_atom` is an atom. (basic_props:atm/1)
- *The following properties hold globally:*
`sub_atom(Atom,Before,Length,Sub_atom)` is evaluable at compile-time. (basic_props:eval/1)

General properties:**True:**

– *The following properties hold globally:*

`sub_atom(Atom,Before,Length,Sub_atom)` is side-effect free. (basic_props:sideff/2)

This predicate is understood natively by CiaoPP. (basic_props:native/1)

valid_base/1:

REGTYPE

Usage:

Valid numeric base to convert numbers to strings or atoms

27.3 Known bugs and planned improvements (atomic_basic)

- Run-time checks have been reported not to work with this code. That means that either the assertions here, or the code that implements the run-time checks are erroneous.

28 Arithmetic

Author(s): Daniel Cabeza, Manuel Hermenegildo.

Arithmetic is performed by built-in predicates which take as arguments arithmetic expressions (see `arithexpression/1`) and evaluate them. Terms representing arithmetic expressions can be created dynamically, but at the time of evaluation, each variable in an arithmetic expression must be bound to a non-variable expression (the term must be ground). For example, given the code in the first line a possible shell interaction follows:

```
evaluate(Expression, Answer) :- Answer is Expression.
```

```
?- _X=24*9, evaluate(_X+6, Ans).
```

```
Ans = 222 ?
```

```
yes
```

28.1 Usage and interface (arithmetic)

- **Library usage:**

These predicates are builtin in Ciao, so nothing special has to be done to use them.

- **Exports:**

- *Predicates:*

```
is/2, </2, =</2, >/2, >=/2, =:=/2, =\=/2.
```

- *Regular Types:*

```
arithexpression/1, intexpression/1.
```

- *Multifiles:*

```
$internal_error_where_term/4.
```

- **Imports:**

- *System library modules:*

```
assertions/native_props.
```

- *Packages:*

```
prelude, nonpure, assertions, nortchecks, nativeprops, isomodes.
```

28.2 Documentation on exports (arithmetic)

is/2:

Val is Exp

PREDICATE

• ISO •

The arithmetic expression `Exp` is evaluated and the result is unified with `Val`

(Trust) Usage 1: `A is B`

- *The following properties should hold at call time:*

A is a free variable.

(term_typing:var/1)

B is currently a term which is not a free variable.

(term_typing:nonvar/1)

A is a free variable.

(term_typing:var/1)

B is an arithmetic expression.

(arithmetic:arithexpression/1)

- *The following properties hold upon exit:*
 - A is a number. (basic_props:num/1)
 - B is an arithmetic expression. (arithmetic:arithexpression/1)
 - int(B) is the size of argument A, for any approximation. (native_props:size/2)
- *The following properties hold globally:*
 - All the calls of the form A is B do not fail. (native_props:not_fails/1)
 - A is B is evaluable at compile-time. (basic_props:eval/1)

(Trust) Usage 2: A is B

- *The following properties should hold at call time:*
 - A is a free variable. (term_typing:var/1)
 - B is currently a term which is not a free variable. (term_typing:nonvar/1)
 - A is a free variable. (term_typing:var/1)
 - B is an integer expression. (arithmetic:intexpression/1)
- *The following properties hold upon exit:*
 - A is an integer. (basic_props:int/1)
 - B is an integer expression. (arithmetic:intexpression/1)
 - int(B) is the size of argument A, for any approximation. (native_props:size/2)
- *The following properties hold globally:*
 - All the calls of the form A is B do not fail. (native_props:not_fails/1)
 - A is B is evaluable at compile-time. (basic_props:eval/1)

(Trust) Usage 3: A is B

- *The following properties should hold at call time:*
 - A is currently a term which is not a free variable. (term_typing:nonvar/1)
 - B is currently a term which is not a free variable. (term_typing:nonvar/1)
 - A is a number. (basic_props:num/1)
 - B is an arithmetic expression. (arithmetic:arithexpression/1)
- *The following properties hold globally:*
 - Indicates the type of test that a predicate performs. Required by the nonfailure analysis. (native_props:test_type/2)

(Trust) Usage 4: A is B

- *The following properties should hold at call time:*
 - A is currently a term which is not a free variable. (term_typing:nonvar/1)
 - B is currently a term which is not a free variable. (term_typing:nonvar/1)
 - A is an integer. (basic_props:int/1)
 - B is an integer expression. (arithmetic:intexpression/1)
- *The following properties hold globally:*
 - Indicates the type of test that a predicate performs. Required by the nonfailure analysis. (native_props:test_type/2)

General properties:**Test: X is Y**

is/2, sqrt test

- *If the following properties should hold at call time:*
`term_basic:Y=sqrt(4)` (term_basic:= /2)
then the following properties should hold upon exit:
`term_basic:X=2.0` (term_basic:= /2)

Trust: A is B

- *The following properties hold globally:*
`int` is the metric of the variable A, for any approximation. (native_props:size_metric/3)
`int` is the metric of the variable B, for any approximation. (native_props:size_metric/3)

True:

- *The following properties hold globally:*
This predicate is understood natively by CiaoPP. (basic_props:native/1)
`Val is Exp` is side-effect free. (basic_props:sideff/2)
`Val is Exp` is binding insensitive. (basic_props:bind_ins/1)
All calls of the form `Val is Exp` are deterministic. (native_props:is_det/1)
Goal `Val is Exp` produces `inf` solutions. (native_props:relations/2)

</2:**PREDICATE****Exp1<Exp2**

The numeric value of `Exp1` is less than the numeric value of `Exp2` when both are evaluated as arithmetic expressions.

(Trust) Usage: A<B

- *The following properties should hold at call time:*
A is currently a term which is not a free variable. (term_typing:nonvar/1)
B is currently a term which is not a free variable. (term_typing:nonvar/1)
A is an arithmetic expression. (arithmetic:arithexpression/1)
B is an arithmetic expression. (arithmetic:arithexpression/1)
- *The following properties hold globally:*
A<B is evaluable at compile-time. (basic_props:eval/1)
`int` is the metric of the variable A, for any approximation. (native_props:size_metric/3)
`int` is the metric of the variable B, for any approximation. (native_props:size_metric/3)

General properties:**True:**

- *The following properties hold globally:*
This predicate is understood natively by CiaoPP. (basic_props:native/1)
`Exp1<Exp2` is side-effect free. (basic_props:sideff/2)
`Exp1<Exp2` is binding insensitive. (basic_props:bind_ins/1)
All calls of the form `Exp1<Exp2` are deterministic. (native_props:is_det/1)
Goal `Exp1<Exp2` produces `inf` solutions. (native_props:relations/2)
Indicates the type of test that a predicate performs. Required by the nonfailure analysis. (native_props:test_type/2)

=</2: PREDICATE
◉ ISO ◉
 $\text{Exp1} \leq \text{Exp2}$
The numeric value of **Exp1** is less than or equal to the numeric value of **Exp2** when both are evaluated as arithmetic expressions.
(Trust) Usage: $A \leq B$

- *The following properties should hold at call time:*
 - A is currently a term which is not a free variable. (term_typing:nonvar/1)
 - B is currently a term which is not a free variable. (term_typing:nonvar/1)
 - A is an arithmetic expression. (arithmetic:arithexpression/1)
 - B is an arithmetic expression. (arithmetic:arithexpression/1)
- *The following properties hold globally:*
 - $A \leq B$ is evaluable at compile-time. (basic_props:eval/1)
 - int** is the metric of the variable **A**, for any approximation. (native_props:size_metric/3)
 - int** is the metric of the variable **B**, for any approximation. (native_props:size_metric/3)

General properties:
True:

- *The following properties hold globally:*
 - This predicate is understood natively by CiaoPP. (basic_props:native/1)
 - $\text{Exp1} \leq \text{Exp2}$ is side-effect **free**. (basic_props:sideff/2)
 - $\text{Exp1} \leq \text{Exp2}$ is binding insensitive. (basic_props:bind_ins/1)
 - All calls of the form $\text{Exp1} \leq \text{Exp2}$ are deterministic. (native_props:is_det/1)
 - Goal $\text{Exp1} \leq \text{Exp2}$ produces **inf** solutions. (native_props:relations/2)
 - Indicates the type of test that a predicate performs. Required by the nonfailure analysis. (native_props:test_type/2)

>/2: PREDICATE
◉ ISO ◉
 $\text{Exp1} > \text{Exp2}$
The numeric value of **Exp1** is greater than the numeric value of **Exp2** when both are evaluated as arithmetic expressions.
(Trust) Usage: $A > B$

- *The following properties should hold at call time:*
 - A is currently a term which is not a free variable. (term_typing:nonvar/1)
 - B is currently a term which is not a free variable. (term_typing:nonvar/1)
 - A is an arithmetic expression. (arithmetic:arithexpression/1)
 - B is an arithmetic expression. (arithmetic:arithexpression/1)
- *The following properties hold globally:*
 - $A > B$ is evaluable at compile-time. (basic_props:eval/1)
 - int** is the metric of the variable **A**, for any approximation. (native_props:size_metric/3)
 - int** is the metric of the variable **B**, for any approximation. (native_props:size_metric/3)

General properties:**True:**

- *The following properties hold globally:*
 - This predicate is understood natively by CiaoPP. (basic_props:native/1)
 - Exp1>Exp2 is side-effect **free**. (basic_props:sideff/2)
 - Exp1>Exp2 is binding insensitive. (basic_props:bind_ins/1)
 - All calls of the form Exp1>Exp2 are deterministic. (native_props:is_det/1)
 - Goal Exp1>Exp2 produces **inf** solutions. (native_props:relations/2)
 - Indicates the type of test that a predicate performs. Required by the nonfailure analysis. (native_props:test_type/2)

>=/2:**PREDICATE**

Exp1>=Exp2

ISO

The numeric value of Exp1 is greater than or equal to the numeric value of Exp2 when both are evaluated as arithmetic expressions.

(Trust) Usage: A>=B

- *The following properties should hold at call time:*
 - A is currently a term which is not a free variable. (term_typing:nonvar/1)
 - B is currently a term which is not a free variable. (term_typing:nonvar/1)
 - A is an arithmetic expression. (arithmetic:arithexpression/1)
 - B is an arithmetic expression. (arithmetic:arithexpression/1)
- *The following properties hold globally:*
 - A>=B is evaluable at compile-time. (basic_props:eval/1)
 - int is the metric of the variable A, for any approximation. (native_props:size_metric/3)
 - int is the metric of the variable B, for any approximation. (native_props:size_metric/3)

General properties:**True:**

- *The following properties hold globally:*
 - This predicate is understood natively by CiaoPP. (basic_props:native/1)
 - Exp1>=Exp2 is side-effect **free**. (basic_props:sideff/2)
 - Exp1>=Exp2 is binding insensitive. (basic_props:bind_ins/1)
 - All calls of the form Exp1>=Exp2 are deterministic. (native_props:is_det/1)
 - Goal Exp1>=Exp2 produces **inf** solutions. (native_props:relations/2)
 - Indicates the type of test that a predicate performs. Required by the nonfailure analysis. (native_props:test_type/2)

==/2:**PREDICATE**

Exp1==Exp2

ISO

The numeric values of Exp1 and Exp2 are equal when both are evaluated as arithmetic expressions.

(Trust) Usage: A==B

- *The following properties should hold at call time:*
 - A is currently a term which is not a free variable. (term_typing:nonvar/1)
 - B is currently a term which is not a free variable. (term_typing:nonvar/1)
 - A is an arithmetic expression. (arithmetic:arithexpression/1)
 - B is an arithmetic expression. (arithmetic:arithexpression/1)
- *The following properties hold globally:*
 - A=:B is evaluable at compile-time. (basic_props:eval/1)
 - int is the metric of the variable A, for any approximation. (native_props:size_metric/3)
 - int is the metric of the variable B, for any approximation. (native_props:size_metric/3)

General properties:**True:**

- *The following properties hold globally:*
 - This predicate is understood natively by CiaoPP. (basic_props:native/1)
 - Exp1=:Exp2 is side-effect free. (basic_props:sideff/2)
 - Exp1=:Exp2 is binding insensitive. (basic_props:bind_ins/1)
 - All calls of the form Exp1=:Exp2 are deterministic. (native_props:is_det/1)
 - Goal Exp1=:Exp2 produces inf solutions. (native_props:relations/2)
 - Indicates the type of test that a predicate performs. Required by the nonfailure analysis. (native_props:test_type/2)

=\=/2:**PREDICATE**

Exp1=\=Exp2



The numeric values of Exp1 and Exp2 are not equal when both are evaluated as arithmetic expressions.

(Trust) Usage: A=\=B

- *The following properties should hold at call time:*
 - A is currently a term which is not a free variable. (term_typing:nonvar/1)
 - B is currently a term which is not a free variable. (term_typing:nonvar/1)
 - A is an arithmetic expression. (arithmetic:arithexpression/1)
 - B is an arithmetic expression. (arithmetic:arithexpression/1)
- *The following properties hold globally:*
 - A=\=B is evaluable at compile-time. (basic_props:eval/1)
 - int is the metric of the variable A, for any approximation. (native_props:size_metric/3)
 - int is the metric of the variable B, for any approximation. (native_props:size_metric/3)

General properties:**True:**

- *The following properties hold globally:*
 - This predicate is understood natively by CiaoPP. (basic_props:native/1)
 - Exp1=\=Exp2 is side-effect free. (basic_props:sideff/2)

<code>Exp1=\=Exp2</code> is binding insensitive.	(basic_props:bind_ins/1)
All calls of the form <code>Exp1=\=Exp2</code> are deterministic.	(native_props:is_det/1)
Goal <code>Exp1=\=Exp2</code> produces <code>inf</code> solutions.	(native_props:relations/2)
Indicates the type of test that a predicate performs. Required by the nonfailure analysis.	(native_props:test_type/2)

arithexpression/1:

REGTYPE

An arithmetic expression is a term built from numbers and evaluable functors that represent arithmetic functions. An arithmetic expression evaluates to a number, which may be an integer (`int/1`) or a float (`flt/1`). The evaluable functors allowed in an arithmetic expression are listed below, together with an indication of the functions they represent. All evaluable functors defined in ISO-Prolog are implemented, as well as some other useful or traditional. Unless stated otherwise, an expression evaluates to a float if any of its arguments is a float, otherwise to an integer.

- `- /1`: sign reversal. ◻ ISO ◻
- `+ /1`: identity.
- `-- /1`: decrement by one.
- `++ /1`: increment by one.
- `+ /2`: addition. ◻ ISO ◻
- `- /2`: subtraction. ◻ ISO ◻
- `* /2`: multiplication. ◻ ISO ◻
- `// /2`: integer division. Float arguments are truncated to integers, result always integer. ◻ ISO ◻
- `/ /2`: division. Result always float. ◻ ISO ◻
- `rem/2`: integer remainder. The result is always an integer, its sign is the sign of the first argument. ◻ ISO ◻
- `mod/2`: modulo. The result is always a positive integer. ◻ ISO ◻
- `abs/1`: absolute value. ◻ ISO ◻
- `sign/1`: sign of. ◻ ISO ◻
- `float_integer_part/1`: float integer part. Result always float. ◻ ISO ◻
- `float_fractional_part/1`: float fractional part. Result always float. ◻ ISO ◻
- `truncate/1`: The result is the integer equal to the integer part of the argument. ◻ ISO ◻
- `integer/1`: same as `truncate/1`.
- `float/1`: conversion to float. ◻ ISO ◻
- `floor/1`: largest integer not greater than. ◻ ISO ◻
- `round/1`: integer nearest to. ◻ ISO ◻
- `ceiling/1`: smallest integer not smaller than. ◻ ISO ◻
- `** /2`: exponentiation. Result always float. ◻ ISO ◻
- `>> /2`: integer bitwise right shift. ◻ ISO ◻
- `<< /2`: integer bitwise left shift. ◻ ISO ◻
- `& /2`: integer bitwise and. ◻ ISO ◻
- `\ /2`: integer bitwise or. ◻ ISO ◻
- `\ /1`: integer bitwise complement. ◻ ISO ◻
- `# /2`: integer bitwise exclusive or (`xor`).

- `exp/1`: exponential (e to the power of). Result always float. ◻ ISO ◻
- `log/1`: natural logarithm (base e). Result always float. ◻ ISO ◻
- `sqrt/1`: square root. Result always float. ◻ ISO ◻
- `sin/1`: sine. Result always float. ◻ ISO ◻
- `cos/1`: cosine. Result always float. ◻ ISO ◻
- `atan/1`: arc tangent. Result always float. ◻ ISO ◻
- `gcd/2`: Greatest common divisor. Arguments must evaluate to integers, result always integer.

In addition to these functors, a list of just a number evaluates to this number. Since a quoted string is just a list of integers, this allows a quoted character to be used in place of its ASCII code; e.g. "A" behaves within arithmetic expressions as the integer 65. Note that this is not ISO-compliant, and that can be achieved by using the ISO notation $0'A$.

Arithmetic expressions, as described above, are just data structures. If you want one evaluated you must pass it as an argument to one of the arithmetic predicates defined in this library.

Usage: `arithexpression(E)`

E is an arithmetic expression.

General properties:

Trust:

- *The following properties hold globally:*

`arithexpression(Arg1)` is side-effect free. (basic_props:sideff/2)

Trust:

- *If the following properties hold at call time:*

`Arg1` is currently a term which is not a free variable. (term_typing:nonvar/1)

then the following properties hold globally:

All calls of the form `arithexpression(Arg1)` are deterministic. (native_props:is_det/1)

Indicates the type of test that a predicate performs. Required by the nonfailure analysis. (native_props:test_type/2)

intexpression/1:

REGTYPE

Usage: `intexpression(E)`

E is an integer expression.

General properties:

True:

- *The following properties hold globally:*

`intexpression(Arg1)` is side-effect free. (basic_props:sideff/2)

28.3 Documentation on multifiles (arithmetic)

\$internal_error_where_term/4:

PREDICATE

No further documentation available for this predicate. The predicate is *multifile*.

28.4 Known bugs and planned improvements (arithmetic)

- Run-time checks have been reported not to work with this code. That means that either the assertions here, or the code that implements the run-time checks are erroneous.
- We could improve the precision if we had (arithexpression,+intexpression) but we need a relational domain. – EMM, JFMC

29 Basic file/stream handling

Author(s): Daniel Cabeza, Mats Carlsson.

This module provides basic predicates for handling files and streams, in order to make input/output on them.

29.1 Usage and interface (streams_basic)

- **Library usage:**

These predicates are builtin in Ciao, so nothing special has to be done to use them.

- **Exports:**

- *Predicates:*

open/3, open/4, close/1, set_input/1, current_input/1, set_output/1, current_output/1, character_count/2, line_count/2, line_position/2, flush_output/1, flush_output/0, clearerr/1, current_stream/3, stream_code/2, absolute_file_name/2, absolute_file_name/7, pipe/2.

- *Regular Types:*

open_option_list/1, sourcename/1, stream/1, stream_alias/1, io_mode/1, atm_or_int/1.

- *Multifiles:*

file_search_path/2, library_directory/1.

- **Imports:**

- *Packages:*

prelude, nonpure, assertions, nortchecks, isomodes.

29.2 Documentation on exports (streams_basic)

open/3:

PREDICATE

open(File,Mode,Stream)

Open File with mode Mode and return in Stream the stream associated with the file. No extension is implicit in File.

Usage 1:

◀ ● ISO ● ▶

Normal use.

- *Call and exit should be compatible with:*

Stream is an open stream. (streams_basic:stream/1)

- *The following properties should hold at call time:*

File is a source name. (streams_basic:sourcename/1)

Mode is an opening mode ('read', 'write' or 'append'). (streams_basic:io_mode/1)

- *The following properties should hold upon exit:*

Stream is an open stream. (streams_basic:stream/1)

- *The following properties should hold globally:*

This predicate is understood natively by CiaoPP. (basic_props:native/1)

Usage 2:

In the special case that `File` is an integer, it is assumed to be a file descriptor passed to Prolog from a foreign function call. The file descriptor is connected to a Prolog stream (invoking the UNIX function `fdopen`) which is unified with `Stream`.

- *Call and exit should be compatible with:*
`Stream` is an open stream. (streams-basic:stream/1)
- *The following properties should hold at call time:*
`File` is an integer. (basic-props:int/1)
`Mode` is an opening mode ('read', 'write' or 'append'). (streams-basic:io_mode/1)
- *The following properties should hold upon exit:*
`Stream` is an open stream. (streams-basic:stream/1)

open/4:

PREDICATE

`open(File,Mode,Stream,Options)`

Same as `open(File, Mode, Stream)` with options `Options`. See the definition of `open_option_list/1` for details.

Usage:

- *Call and exit should be compatible with:*
`Stream` is an open stream. (streams-basic:stream/1)
- *The following properties should hold at call time:*
`File` is a source name. (streams-basic:sourcename/1)
`Mode` is an opening mode ('read', 'write' or 'append'). (streams-basic:io_mode/1)
`Options` is a list of options for `open/4`. (streams-basic:open_option_list/1)
- *The following properties should hold upon exit:*
`Stream` is an open stream. (streams-basic:stream/1)
- *The following properties should hold globally:*
This predicate is understood natively by CiaoPP. (basic-props:native/1)

open_option_list/1:

REGTYPE

A list of options for `open/4`, currently the meaningful options are:

`lock` Try to set an advisory lock for the file. If the open mode is `read`, the lock is a read (shared) lock, else it is a write (exclusive) lock. If the lock cannot be acquired, the call waits until it is released (but can fail in exceptional cases).

`lock_nb` Same as `lock`, but the call immediately fails if the lock cannot be acquired.

`lock(Lock_Mode)`

Same as `lock`, but specifying in `Lock_Mode` whether the lock is `read` (also `shared`) or `write` (also `exclusive`). This option has been included for compatibility with the SWI-Prolog locking options, because in general the type of lock should match the open mode as in the `lock` option.

`lock_nb(Lock_Mode)`

Same as the previous option but with the `lock_nb` behavior.

All file locking is implemented via the POSIX function `fcntl()`. Please refer to its manual page for details.

(True) Usage: `open_option_list(L)`

`L` is a list of options for `open/4`.

- close/1:** PREDICATE
`close(Stream)`
 Close the stream `Stream`.
- (Trust) Usage:** ● ISO ●
- *The following properties should hold at call time:*
`Stream` is an open stream. (streams_basic:stream/1)
 - *The following properties hold upon exit:*
`Stream` is an open stream. (streams_basic:stream/1)
 - *The following properties hold globally:*
 This predicate is understood natively by CiaoPP. (basic_props:native/1)
- set_input/1:** PREDICATE
`set_input(Stream)`
 Set the current input stream to `Stream`. A notion of *current input stream* is maintained by the system, so that input predicates with no explicit stream operate on the current input stream. Initially it is set to `user_input`.
- (Trust) Usage:** ● ISO ●
- *The following properties should hold at call time:*
`Stream` is an open stream. (streams_basic:stream/1)
 - *The following properties hold upon exit:*
`Stream` is an open stream. (streams_basic:stream/1)
 - *The following properties hold globally:*
 This predicate is understood natively by CiaoPP. (basic_props:native/1)
- current_input/1:** PREDICATE
`current_input(Stream)`
 Unify `Stream` with the current input stream. In addition to the ISO behavior, stream aliases are allowed. This is useful for most applications checking whether a stream is the standard input or output.
- (Trust) Usage:** ● ISO ●
- *Calls should, and exit will be compatible with:*
`Stream` is an open stream. (streams_basic:stream/1)
 - *The following properties hold upon exit:*
`Stream` is an open stream. (streams_basic:stream/1)
 - *The following properties hold globally:*
 This predicate is understood natively by CiaoPP. (basic_props:native/1)
- set_output/1:** PREDICATE
`set_output(Stream)`
 Set the current output stream to `Stream`. A notion of *current output stream* is maintained by the system, so that output predicates with no explicit stream operate on the current output stream. Initially it is set to `user_output`.
- (Trust) Usage:** ● ISO ●

- *The following properties should hold at call time:*
Stream is an open stream. (streams_basic:stream/1)
- *The following properties hold globally:*
 This predicate is understood natively by CiaoPP. (basic_props:native/1)

current_output/1: PREDICATE

`current_output(Stream)`

Unify **Stream** with the current output stream. The same comment as for `current_input/1` applies.

(Trust) Usage: • ISO •

- *Calls should, and exit will be compatible with:*
Stream is an open stream. (streams_basic:stream/1)
- *The following properties hold upon exit:*
Stream is an open stream. (streams_basic:stream/1)
- *The following properties hold globally:*
 This predicate is understood natively by CiaoPP. (basic_props:native/1)

character_count/2: PREDICATE

`character_count(Stream,Count)`

Count characters have been read from or written to **Stream**.

(Trust) Usage:

- *Calls should, and exit will be compatible with:*
Count is an integer. (basic_props:int/1)
- *The following properties should hold at call time:*
Stream is an open stream. (streams_basic:stream/1)
- *The following properties hold upon exit:*
Count is an integer. (basic_props:int/1)
- *The following properties hold globally:*
 This predicate is understood natively by CiaoPP. (basic_props:native/1)

line_count/2: PREDICATE

`line_count(Stream,Count)`

Count lines have been read from or written to **Stream**.

(Trust) Usage:

- *Calls should, and exit will be compatible with:*
Count is an integer. (basic_props:int/1)
- *The following properties should hold at call time:*
Stream is an open stream. (streams_basic:stream/1)
- *The following properties hold upon exit:*
Count is an integer. (basic_props:int/1)
- *The following properties hold globally:*
 This predicate is understood natively by CiaoPP. (basic_props:native/1)

- line_position/2:** PREDICATE
`line_position(Stream,Count)`
 Count characters have been read from or written to the current line of **Stream**.
- (Trust) Usage:**
- *Calls should, and exit will be compatible with:*
 Count is an integer. (basic_props:int/1)
 - *The following properties should hold at call time:*
 Stream is an open stream. (streams_basic:stream/1)
 - *The following properties hold upon exit:*
 Count is an integer. (basic_props:int/1)
 - *The following properties hold globally:*
 This predicate is understood natively by CiaoPP. (basic_props:native/1)
- flush_output/1:** PREDICATE
`flush_output(Stream)`
 Flush any buffered data to output stream **Stream**.
- (Trust) Usage:** • ISO •
- *The following properties should hold at call time:*
 Stream is an open stream. (streams_basic:stream/1)
 - *The following properties hold upon exit:*
 Stream is an open stream. (streams_basic:stream/1)
 - *The following properties hold globally:*
 This predicate is understood natively by CiaoPP. (basic_props:native/1)
- flush_output/0:** PREDICATE
`flush_output`
 Behaves like `current_output(S)`, `flush_output(S)`
- clearerr/1:** PREDICATE
`clearerr(Stream)`
 Clear the end-of-file and error indicators for input stream **Stream**.
- (Trust) Usage:**
- *The following properties should hold at call time:*
 Stream is an open stream. (streams_basic:stream/1)
 - *The following properties hold upon exit:*
 Stream is an open stream. (streams_basic:stream/1)
- current_stream/3:** PREDICATE
`current_stream(Filename,Mode,Stream)`
 Stream is a stream which was opened in mode **Mode** and which is connected to the absolute file name **Filename** (an atom) or to the file descriptor **Filename** (an integer). This predicate can be used for enumerating all currently open streams through backtracking.
- (Trust) Usage:**

- *Calls should, and exit will be compatible with:*
 streams_basic:atm_or_int(Filename) (streams_basic:atm_or_int/1)
 Mode is an opening mode ('read', 'write' or 'append'). (streams_basic:io_mode/1)
 Stream is an open stream. (streams_basic:stream/1)
- *The following properties hold upon exit:*
 streams_basic:atm_or_int(Filename) (streams_basic:atm_or_int/1)
 Mode is an opening mode ('read', 'write' or 'append'). (streams_basic:io_mode/1)
 Stream is an open stream. (streams_basic:stream/1)
- *The following properties hold globally:*
 This predicate is understood natively by CiaoPP. (basic_props:native/1)

stream_code/2: PREDICATE

stream_code(Stream,StreamCode)

StreamCode is the file descriptor (an integer) corresponding to the Prolog stream Stream.

(Trust) Usage 1:

- *Calls should, and exit will be compatible with:*
 StreamCode is an integer. (basic_props:int/1)
- *The following properties should hold at call time:*
 Stream is an open stream. (streams_basic:stream/1)
- *The following properties hold upon exit:*
 StreamCode is an integer. (basic_props:int/1)

(Trust) Usage 2:

- *The following properties should hold at call time:*
 Stream is a free variable. (term_typing:var/1)
 StreamCode is an integer. (basic_props:int/1)
- *The following properties hold upon exit:*
 Stream is an open stream. (streams_basic:stream/1)

absolute_file_name/2: PREDICATE

absolute_file_name(RelFileSpec,AbsFileSpec)

If RelFileSpec is an absolute pathname then do an absolute lookup. If RelFileSpec is a relative pathname then prefix the name with the name of the current directory and do an absolute lookup. If RelFileSpec is a path alias, perform the lookup following the path alias rules (see sourcename/1). In all cases: if a matching file with suffix .pl exists, then AbsFileSpec will be unified with this file. Failure to open a file normally causes an exception. The behaviour can be controlled by the fileerrors prolog flag.

Usage: absolute_file_name(RelFileSpec,AbsFileSpec)

AbsFileSpec is the absolute name (with full path) of RelFileSpec.

- *Call and exit should be compatible with:*
 RelFileSpec is a source name. (streams_basic:sourcename/1)
 AbsFileSpec is an atom. (basic_props:atm/1)

- *The following properties should hold at call time:*
RelFileSpec is currently a term which is not a free variable. (term_typing:nonvar/1)
AbsFileSpec is a free variable. (term_typing:var/1)
- *The following properties should hold globally:*
This predicate is understood natively by CiaoPP. (basic_props:native/1)

absolute_file_name/7:

PREDICATE

absolute_file_name(Spec,Opt,Suffix,CurrDir,AbsFile,AbsBase,AbsDir)

AbsFile is the absolute name (with full path) of **Spec**, which has an optional first suffix **Opt** and an optional second suffix **Suffix**, when the current directory is **CurrDir**. **AbsBase** is the same as **AbsFile**, but without the second suffix, and **AbsDir** is the absolute path of the directory where **AbsFile** is. The Ciao compiler invokes this predicate with **Opt**='_opt' and **Suffix**='.pl' when searching source files.

Usage:

- *The following properties should hold at call time:*
Spec is a source name. (streams_basic:sourcename/1)
Opt is an atom. (basic_props:atm/1)
Suffix is an atom. (basic_props:atm/1)
CurrDir is an atom. (basic_props:atm/1)
AbsFile is a free variable. (term_typing:var/1)
AbsBase is a free variable. (term_typing:var/1)
AbsDir is a free variable. (term_typing:var/1)
- *The following properties should hold upon exit:*
AbsFile is an atom. (basic_props:atm/1)
AbsBase is an atom. (basic_props:atm/1)
AbsDir is an atom. (basic_props:atm/1)
- *The following properties should hold globally:*
This predicate is understood natively by CiaoPP. (basic_props:native/1)

pipe/2:

PREDICATE

(Trust) Usage:

◻ ISO ◻

- *The following properties should hold at call time:*
Arg1 is a free variable. (term_typing:var/1)
Arg2 is a free variable. (term_typing:var/1)
- *The following properties hold upon exit:*
Arg1 is an open stream. (streams_basic:stream/1)
Arg2 is an open stream. (streams_basic:stream/1)
- *The following properties hold globally:*
This predicate is understood natively by CiaoPP. (basic_props:native/1)

sourcename/1: REGTYPE

A source name is a flexible way of referring to a concrete file. A source name is either a relative or absolute filename given as:

- an atom, or
- a unary functor (which represents a *path alias*, see below) applied to a *relative* path, the latter being given as an atom.

In all cases certain filename extensions (e.g., `.pl`) can be implicit. In the first form above, file names can be relative to the current directory. Also, file names beginning with `~` or `$` are treated specially. For example,

`'~/ciao/sample.pl'`
 is equivalent to `'/home/staff/herme/ciao/sample.pl'`, if `/home/staff/herme` is the user's home directory. (This is also equivalent to `'$HOME/ciao/sample.pl'` as explained below.)

`'~bardo/prolog/sample.pl'`
 is equivalent to `'/home/bardo/prolog/sample.pl'`, if `/home/bardo` is bardo's home directory.

`'$UTIL/sample.pl'`
 is equivalent to `'/usr/local/src/utilities/sample.pl'`, if `/usr/local/src/utilities` is the value of the environment variable `UTIL`.

The second form allows using path aliases. Such aliases allow referring to files not with absolute file system paths but with paths which are relative to predefined (or user-defined) abstract names. For example, given the path alias `myutils` which has been defined to refer to path `'/home/bardo/utilities'`, if that directory contains the file `stuff.pl` then the term `myutils(stuff)` in a `use_module/1` declaration would refer to the file `'/home/bardo/utilities/stuff.pl'` (the `.pl` extension is implicit in the `use_module/1` declaration). As a special case, if that directory contains a subdirectory named `stuff` which in turn contains the file `stuff.pl`, the same term would refer to the file `'/home/bardo/utilities/stuff/stuff.pl'`. If a path alias is related to several paths, all paths are scanned in sequence until a match is found. For information on predefined path aliases or how to define new path aliases, see `file_search_path/2`.

(True) Usage: `sourcename(F)`

F is a source name.

stream/1: REGTYPE

Streams correspond to the file pointers used at the operating system level, and usually represent opened files. There are four special streams which correspond with the operating system standard streams:

`user_input`
 The standard input stream, i.e. the terminal, usually.

`user_output`
 The standard output stream, i.e. the terminal, usually.

`user_error`
 The standard error stream.

`user`
 The standard input or output stream, depending on context.

(True) Usage: `stream(S)`

S is an open stream.

stream_alias/1: REGTYPE

(True) Usage: `stream_alias(S)`

S is the alias of an open stream, i.e., an atom which represents a stream at Prolog level.

io_mode/1: REGTYPE

Can have the following values:

`read` Open the file for input.

`write` Open the file for output. The file is created if it does not already exist, the file will otherwise be truncated.

`append` Open the file for output. The file is created if it does not already exist, the file will otherwise be appended to.

Usage: `io_mode(M)`

M is an opening mode ('read', 'write' or 'append').

atm_or_int/1: REGTYPE

A regular type, defined as follows:

```
atm_or_int(X) :-
```

```
    atm(X).
```

```
atm_or_int(X) :-
```

```
    int(X).
```

29.3 Documentation on multifiles (`streams_basic`)

file_search_path/2: PREDICATE

`file_search_path(Alias,Path)`

The path alias `Alias` is linked to path `Path`. Both arguments must be atoms. New facts (or clauses) of this predicate can be asserted to define new path aliases. Predefined path aliases in Ciao are:

`library` Initially points to all Ciao library paths. See `library_directory/1`.

`engine` The path of the Ciao engine builtins.

`.` The current path ('.').

The predicate is *multifile*.

The predicate is of type *dynamic*.

Trust: `file_search_path(X,Y)`

– *The following properties hold upon exit:*

X is ground.

(basic_props:gnd/1)

Y is ground.

(basic_props:gnd/1)

library_directory/1:

PREDICATE

`library_directory(Path)`

`Path` is a library path (a path represented by the path alias `library`). Predefined library paths in Ciao are `'$CIAOLIB/lib'`, `'$CIAOLIB/library'`, and `'$CIAOLIB/contrib'`, given that `$CIAOLIB` is the path of the root ciao library directory. More library paths can be defined by asserting new facts (or clauses) of this predicate. The predicate is *multifile*.

The predicate is of type *dynamic*.

Trust: `library_directory(X)`

– *The following properties hold upon exit:*

`X` is ground.

(basic-props:gnd/1)

29.4 Known bugs and planned improvements (streams_basic)

- Run-time checks have been reported not to work with this code. That means that either the assertions here, or the code that implements the run-time checks are erroneous.

30 Basic input/output

Author(s): Daniel Cabeza, Mats Carlsson.

This module provides predicates for character input/output and for canonical term output. From the ISO-Prolog predicates for character input/output, only the `_code` versions are provided, the rest are given by `library(iso_byte_char)`, using these. Most predicates are provided in two versions: one that specifies the input or output stream as the first argument and a second which omits this argument and uses the current input or output stream.

30.1 Usage and interface (`io_basic`)

- **Library usage:**

These predicates are builtin in Ciao, so nothing special has to be done to use them.

- **Exports:**

- *Predicates:*

`get_code/2`, `get_code/1`, `get1_code/2`, `get1_code/1`, `peek_code/2`, `peek_code/1`,
`skip_code/2`, `skip_code/1`, `skip_line/1`, `skip_line/0`, `put_code/2`, `put_code/1`,
`nl/1`, `nl/0`, `tab/2`, `tab/1`, `code_class/2`, `getct/2`, `getct1/2`, `display/2`, `display/1`,
`displayq/2`, `displayq/1`.

- **Imports:**

- *System library modules:*

`assertions/native_props`.

- *Packages:*

`prelude`, `nonpure`, `assertions`, `nortchecks`, `nativeprops`, `isomodes`.

30.2 Documentation on exports (`io_basic`)

`get_code/2`:

PREDICATE

`get_code(Stream, Code)`

Reads from `Stream` the next character and unifies `Code` with its character code. At end of stream, unifies `Code` with the integer `-1`.

(Trust) Usage:

◀ ● ISO ● ▶

- *Calls should, and exit will be compatible with:*

`Code` is an integer.

(`basic_props:int/1`)

- *The following properties should hold at call time:*

`Stream` is an open stream.

(`streams_basic:stream/1`)

- *The following properties hold upon exit:*

`Code` is an integer.

(`basic_props:int/1`)

- *The following properties hold globally:*

This predicate is understood natively by CiaoPP.

(`basic_props:native/1`)

get_code/1: PREDICATE`get_code(Code)`Behaves like `current_input(S)`, `get_code(S,Code)`.**(Trust) Usage:**

● ISO ●

- *Calls should, and exit will be compatible with:*

Code is an integer.

(basic_props:int/1)

- *The following properties hold upon exit:*

Code is an integer.

(basic_props:int/1)

- *The following properties hold globally:*

This predicate is understood natively by CiaoPP.

(basic_props:native/1)

get1_code/2: PREDICATE`get1_code(Stream,Code)`Reads from `Stream` the next non-layout character (see `code_class/2`) and unifies `Code` with its character code. At end of stream, unifies `Code` with the integer -1.**(Trust) Usage:**

- *Calls should, and exit will be compatible with:*

Code is an integer.

(basic_props:int/1)

- *The following properties should hold at call time:*

`Stream` is an open stream.

(streams_basic:stream/1)

- *The following properties hold upon exit:*

Code is an integer.

(basic_props:int/1)

- *The following properties hold globally:*

This predicate is understood natively by CiaoPP.

(basic_props:native/1)

get1_code/1: PREDICATE`get1_code(Code)`Behaves like `current_input(S)`, `get1_code(S,Code)`.**(Trust) Usage:**

- *Calls should, and exit will be compatible with:*

Code is an integer.

(basic_props:int/1)

- *The following properties hold upon exit:*

Code is an integer.

(basic_props:int/1)

- *The following properties hold globally:*

This predicate is understood natively by CiaoPP.

(basic_props:native/1)

peek_code/2: PREDICATE`peek_code(Stream,Code)`Unifies `Code` with the character code of the next character of `Stream`, leaving the stream position unaltered. At end of stream, unifies `Code` with the integer -1.**(Trust) Usage:**

● ISO ●

- *Calls should, and exit will be compatible with:*
Code is an integer. (basic_props:int/1)
- *The following properties should hold at call time:*
Stream is an open stream. (streams_basic:stream/1)
- *The following properties hold upon exit:*
Code is an integer. (basic_props:int/1)

peek_code/1: PREDICATE

peek_code(Code)

Behaves like `current_input(S)`, `peek_code(S,Code)`.**(Trust) Usage:**

- *Calls should, and exit will be compatible with:*
Code is an integer. (basic_props:int/1)
- *The following properties hold upon exit:*
Code is an integer. (basic_props:int/1)

skip_code/2: PREDICATE

skip_code(Stream,Code)

Skips just past the next character code Code from Stream.

(Trust) Usage:

- *The following properties should hold at call time:*
Stream is an open stream. (streams_basic:stream/1)
Code is an integer. (basic_props:int/1)

skip_code/1: PREDICATE

skip_code(Code)

Behaves like `current_input(S)`, `skip_code(S,Code)`.**(Trust) Usage:**

- *The following properties should hold at call time:*
Code is an integer. (basic_props:int/1)

skip_line/1: PREDICATE

skip_line(Stream)

Skips from Stream the remaining input characters on the current line. If the end of the stream is reached, the stream will stay at its end. Portable among different operating systems.

(Trust) Usage:

- *The following properties should hold at call time:*
Stream is an open stream. (streams_basic:stream/1)

- skip_line/0:** PREDICATE
 skip_line
 Behaves like `current_input(S)`, `skip_line(S)`.
- put_code/2:** PREDICATE
 put_code(Stream, Code)
 Outputs to `Stream` the character corresponding to character code `Code`.
(Trust) Usage: • ISO •
- *The following properties should hold at call time:*
`Stream` is an open stream. (streams_basic:stream/1)
`Code` is an integer. (basic_props:int/1)
 - *The following properties hold globally:*
 This predicate is understood natively by CiaoPP. (basic_props:native/1)
 All calls of the form `put_code(Stream, Code)` are deterministic. (native_props:is_det/1)
- put_code/1:** PREDICATE
 put_code(Code)
 Behaves like `current_output(S)`, `put_code(S, Code)`.
(Trust) Usage: • ISO •
- *The following properties should hold at call time:*
`Code` is an integer. (basic_props:int/1)
 - *The following properties hold globally:*
 This predicate is understood natively by CiaoPP. (basic_props:native/1)
 All calls of the form `put_code(Code)` are deterministic. (native_props:is_det/1)
- nl/1:** PREDICATE
 nl(Stream)
 Outputs a newline character to `Stream`. Equivalent to `put_code(Stream, 0'\n)`.
(Trust) Usage: • ISO •
- *The following properties should hold at call time:*
`Stream` is an open stream. (streams_basic:stream/1)
 - *The following properties hold globally:*
 This predicate is understood natively by CiaoPP. (basic_props:native/1)
 All calls of the form `nl(Stream)` are deterministic. (native_props:is_det/1)
 All the calls of the form `nl(Stream)` do not fail. (native_props:not_fails/1)
- nl/0:** PREDICATE
 nl
 Behaves like `current_output(S)`, `nl(S)`.
(Trust) Usage: • ISO •

- *The following properties hold globally:*
 - This predicate is understood natively by CiaoPP. (basic_props:native/1)
 - All calls of the form `n1` are deterministic. (native_props:is_det/1)
 - All the calls of the form `n1` do not fail. (native_props:not_fails/1)
 - Goal `n1` produces 1 solutions. (native_props:relations/2)

tab/2: PREDICATE`tab(Stream,Num)`Outputs `Num` spaces to `Stream`.**(Trust) Usage:**

- *The following properties should hold at call time:*
 - `Stream` is an open stream. (streams_basic:stream/1)
 - `Num` is an integer. (basic_props:int/1)
- *The following properties hold globally:*
 - This predicate is understood natively by CiaoPP. (basic_props:native/1)
 - All calls of the form `tab(Stream,Num)` are deterministic. (native_props:is_det/1)

tab/1: PREDICATE`tab(Num)`Behaves like `current_output(S), tab(S,Num)`.**(Trust) Usage:**

- *The following properties should hold at call time:*
 - `Num` is an integer. (basic_props:int/1)
- *The following properties hold globally:*
 - This predicate is understood natively by CiaoPP. (basic_props:native/1)
 - All calls of the form `tab(Num)` are deterministic. (native_props:is_det/1)

code_class/2: PREDICATE`code_class(Code,Class)`Unifies `Class` with an integer corresponding to the lexical class of the character whose code is `Code`, with the following correspondence:

- 0 - layout (includes space, newline, tab)
- 1 - small letter
- 2 - capital letter (including `'_'`)
- 3 - digit
- 4 - graphic (includes `#$&*+-./:<=>?@^\'~`)
- 5 - punctuation (includes `!;"'%(),[]{|}`)

Note that in ISO-Prolog the back quote ``` is a punctuation character, whereas in Ciao it is a graphic character. Thus, if compatibility with ISO-Prolog is desired, the programmer should not use this character in unquoted names.

(Trust) Usage:

- *Calls should, and exit will be compatible with:*
Class is an integer. (basic_props:int/1)
- *The following properties should hold at call time:*
Code is an integer. (basic_props:int/1)
- *The following properties hold upon exit:*
Class is an integer. (basic_props:int/1)

getct/2:

PREDICATE

`getct(Code,Type)`

Reads from the current input stream the next character, unifying **Code** with its character code, and **Type** with its lexical class. At end of stream, unifies both **Code** and **Type** with the integer -1. Equivalent to

$$\text{get}(\text{Code}), (\text{Code} = -1 \rightarrow \text{Type} = -1 ; \text{code_class}(\text{Code}, \text{Type}))$$
(Trust) Usage:

- *Calls should, and exit will be compatible with:*
Code is an integer. (basic_props:int/1)
Type is an integer. (basic_props:int/1)
- *The following properties hold upon exit:*
Code is an integer. (basic_props:int/1)
Type is an integer. (basic_props:int/1)

getct1/2:

PREDICATE

`getct1(Code,Type)`

Reads from the current input stream the next non-layout character, unifying **Code** with its character code, and **Type** with its lexical class (which will be nonzero). At end of stream, unifies both **Code** and **Type** with the integer -1. Equivalent to

$$\text{get1}(\text{Code}), (\text{Code} = -1 \rightarrow \text{Type} = -1 ; \text{code_class}(\text{Code}, \text{Type}))$$
(Trust) Usage:

- *Calls should, and exit will be compatible with:*
Code is an integer. (basic_props:int/1)
Type is an integer. (basic_props:int/1)
- *The following properties hold upon exit:*
Code is an integer. (basic_props:int/1)
Type is an integer. (basic_props:int/1)

display/2:

PREDICATE

`display(Stream,Term)`

Displays **Term** onto **Stream**. Lists are output using list notation, the other compound terms are output in functional notation. Similar to `write_term(Stream, Term, [ignore_ops(ops)])`, except that curly bracketed notation is not used with `{}/1`, and the `write_strings` flag is not honored.

(Trust) Usage:

- *The following properties should hold at call time:*
Stream is an open stream. (streams_basic:stream/1)
Term is any term. (basic_props:term/1)
- *The following properties hold upon exit:*
Term is any term. (basic_props:term/1)
- *The following properties hold globally:*
Term is not further instantiated. (basic_props:not_further_inst/2)
This predicate is understood natively by CiaoPP. (basic_props:native/1)

display/1: PREDICATE

display(Term)

Behaves like `current_output(S), display(S,Term)`.**(Trust) Usage:**

- *The following properties should hold at call time:*
Term is any term. (basic_props:term/1)
- *The following properties hold upon exit:*
Term is any term. (basic_props:term/1)
- *The following properties hold globally:*
Term is not further instantiated. (basic_props:not_further_inst/2)
This predicate is understood natively by CiaoPP. (basic_props:native/1)

displayq/2: PREDICATE

displayq(Stream,Term)

Similar to `display(Stream, Term)`, but atoms and functors that can't be read back by `read_term/3` are quoted. Thus, similar to `write_term(Stream, Term, [quoted(true), ignore_ops(ops)])`, with the same exceptions as `display/2`.**(Trust) Usage:**

- *The following properties should hold at call time:*
Stream is an open stream. (streams_basic:stream/1)
Term is any term. (basic_props:term/1)
- *The following properties hold upon exit:*
Term is any term. (basic_props:term/1)
- *The following properties hold globally:*
Term is not further instantiated. (basic_props:not_further_inst/2)

displayq/1: PREDICATE

displayq(Term)

Behaves like `current_output(S), displayq(S,Term)`.**(Trust) Usage:**

- *The following properties should hold at call time:*
Term is any term. (basic_props:term/1)

- *The following properties hold upon exit:*
 - Term** is any term. (basic_props:term/1)
- *The following properties hold globally:*
 - Term** is not further instantiated. (basic_props:not_further_inst/2)

30.3 Known bugs and planned improvements (io_basic)

- Run-time checks have been reported not to work with this code. That means that either the assertions here, or the code that implements the run-time checks are erroneous.

31 Exception and Signal handling

Author(s): The CLIP Group.

This module includes predicates related to exceptions and signals, which alter the normal flow of Prolog.

31.1 Usage and interface (exceptions)

- **Library usage:**

These predicates are builtin in Ciao, so nothing special has to be done to use them.

- **Exports:**

- *Predicates:*

`catch/3`, `intercept/3`, `throw/1`, `send_signal/1`, `send_silent_signal/1`, `halt/0`,
`halt/1`, `abort/0`.

- **Imports:**

- *Packages:*

`prelude`, `nonpure`, `assertions`, `nortchecks`, `isomodes`.

31.2 Documentation on exports (exceptions)

catch/3:

PREDICATE

`catch(Goal,Error,Handler)`

Executes `Goal`. If an exception is raised during its execution, `Error` is unified with the exception, and if the unification succeeds, the entire execution derived from `Goal` is aborted, and `Handler` is executed. The execution resumes with the continuation of the `catch/3` call. For example, given the code

```
p(X) :- throw(error), display('---').
p(X) :- display(X).
```

the execution of `"catch(p(0), E, display(E)), display(.), fail."` results in the output `"error."`

(Trust) Usage:

● ISO ●

- *Calls should, and exit will be compatible with:*

`Error` is any term.

(basic_props:term/1)

`Handler` is a term which represents a goal, i.e., an atom or a structure.

(ba-

asic_props:callable/1)

- *The following properties should hold at call time:*

`Goal` is a term which represents a goal, i.e., an atom or a structure.

(ba-

asic_props:callable/1)

- *The following properties hold upon exit:*

`Error` is any term.

(basic_props:term/1)

`Handler` is a term which represents a goal, i.e., an atom or a structure.

(ba-

asic_props:callable/1)

- *The following properties hold globally:*

This predicate is understood natively by CiaoPP.

(basic_props:native/1)

Meta-predicate with arguments: `catch(goal,?,goal)`.

intercept/3:

PREDICATE

`intercept(Goal,Signal,Handler)`

Executes `Goal`. If a signal is sent during its execution, `Signal` is unified with the exception, and if the unification succeeds, `Handler` is executed and then the execution resumes after the point where the exception was thrown. To avoid infinite loops if `Handler` raises an exception which unifies with `Error`, the exception handler is deactivated before executing `Handler`. Note the difference with builtin `catch/3`, given the code

```
p(X) :- send_signal(signal), display('---').
p(X) :- display(X).
```

the execution of `"intercept(p(0), E, display(E)), display(.), fail."` results in the output `"error---.0."`.

Usage:

- *Call and exit should be compatible with:*

`Signal` is any term. (basic_props:term/1)

- *The following properties should hold at call time:*

`Goal` is a term which represents a goal, i.e., an atom or a structure. (basic_props:callable/1)

`Handler` is a term which represents a goal, i.e., an atom or a structure. (basic_props:callable/1)

- *The following properties should hold upon exit:*

`Signal` is any term. (basic_props:term/1)

Meta-predicate with arguments: `intercept(goal,?,goal)`.

General properties:**Test:** `intercept(G,S,H)`

`intercept/3` preserves determinism properties of `Goal` (even when `H` and `G` share variables)

- *If the following properties should hold at call time:*

term_basic:G=((A=a;A=b),send_signal(c(A))) (term_basic:= /2)

term_basic:S=c(A) (term_basic:= /2)

term_basic:H=display(A) (term_basic:= /2)

then the following properties should hold globally:

All the calls of the form `intercept(G,S,H)` do not fail. (native_props:not_fails/1)

All calls of the form `intercept(G,S,H)` are non-deterministic. (native_props:non_det/1)

throw/1:

PREDICATE

`throw(Ball)`

Raises an error, throwing the exception `Ball`, to be caught by an ancestor `catch/3`. The closest matching ancestor is chosen. In addition to calls to `throw/2` in user code, exceptions are also thrown by many library predicates in cases of error.

(Trust) Usage: `throw(Term)`

◻ ISO ◻

- *The following properties should hold at call time:*

`Term` is currently a term which is not a free variable. (term_typing:nonvar/1)

send_signal/1: PREDICATE`send_signal(Signal)`

Emits a signal, to be intercepted by an ancestor `intercept/3`. The closest matching ancestor is chosen. If the signal is not intercepted, the following error is thrown: `error(unintercepted_signal(Signal), send_signal/1-1)`.

(Trust) Usage: `send_signal(Term)`

– *The following properties should hold at call time:*

Term is currently a term which is not a free variable. (term_typing:nonvar/1)

send_silent_signal/1: PREDICATE`send_silent_signal(Signal)`

Emits a signal as `send_signal/1`, but do not throws an error if the signal is not intercepted (i.e. just succeeds silently)

(Trust) Usage: `send_silent_signal(Term)`

– *The following properties should hold at call time:*

Term is currently a term which is not a free variable. (term_typing:nonvar/1)

halt/0: PREDICATE`halt`

Halt the system, exiting to the invoking shell.

Usage:


– *The following properties should hold globally:*

This predicate is understood natively by CiaoPP. (basic_props:native/1)

halt/1: PREDICATE`halt(Code)`

Halt the system, exiting to the invoking shell, returning exit code `Code`.

Usage:


– *The following properties should hold at call time:*

`Code` is an integer. (basic_props:int/1)

– *The following properties should hold upon exit:*

`Code` is an integer. (basic_props:int/1)

abort/0: PREDICATE`abort`

Abort the current execution.

31.3 Known bugs and planned improvements (exceptions)

- Run-time checks have been reported not to work with this code. That means that either the assertions here, or the code that implements the run-time checks are erroneous.

32 Changing system behaviour and various flags

Author(s): Daniel Cabeza, Mats Carlsson.

Flags define some parameters of the system and control the behavior of system or library predicates. Each flag has a name and an associated predefined value, and except some system flags which are fixed in general their associated value is changeable. Predefined flags in the system are:

- version** The Ciao version, as a term `ciao(Version,Patch,CommitInfo)`. `Version` and `Patch` are atoms. `CommitInfo` is a structure describing the commit information (branch, id, date, description). Unchangeable.
- dialect** Value set to `ciao`. Used for compatibility with other systems when in Prolog mode. Unchangeable.
- argv** Its value is a list of atoms representing the program arguments supplied when the current executable was invoked. This is the value to which is instantiated the argument of the `main/1` predicate at executable startup. Unchangeable.
- bounded** It is `false`, to denote that the range of integers can be considered infinite (but see `int/1`). Unchangeable. • ISO •
- fileerrors**
If `on`, predicates handling files give errors (throw exceptions) when a file is inexistent or an operation is not allowed. If `off`, fail in that conditions. Initially `on`.
- gc** Controls whether garbage collection is done. May be `on` (default) or `off`.
- gc_margin**
An integer `Margin`. If less than `Margin` kilobytes are reclaimed in a garbage collection then the size of the garbage collected area should be increased. Also, no garbage collection is attempted unless the garbage collected area has at least `Margin` kilobytes. Initially 500.
- gc_trace** Governs garbage collection trace messages. An element `off` [`on,off,terse,verbose`]. Initially `off`.
- integer_rounding_function**
It is `toward_zero`, so that `-1 == -3//2` succeeds. Unchangeable. • ISO •
- max_arity**
It is 255, so that no compound term (or predicate) can have more than this number of arguments. Unchangeable. • ISO •
- quiet** Controls which messages issued using `io_aux` are actually written. As the system uses that library to report its messages, this flag controls the *verbosity* of the system. Possible states of the flag are:
- on** No messages are reported.
 - error** Only error messages are reported.
 - warning** Only error and warning messages are reported.
 - off** All messages are reported, except debug messages. This is the default state.
 - debug** All messages, including debug messages, are reported. This is only intended for the system implementators.
- unknown** Controls action on calls to undefined predicates. The possible states of the flag are:

error An error is thrown with the error term `existence_error(procedure, F/A)`.

fail The call simply fails.

warning A warning is written and the call fails.

The state is initially **error**. • ISO •

32.1 Usage and interface (prolog_flags)

- **Library usage:**

These predicates are builtin in Ciao, so nothing special has to be done to use them.

- **Exports:**

- *Predicates:*

```
set_prolog_flag/2,                                     current_
prolog_flag/2, prolog_flag/3, push_prolog_flag/2, pop_prolog_flag/1, set_
ciao_flag/2, current_ciao_flag/2, ciao_flag/3, push_ciao_flag/2, pop_ciao_
flag/1, prompt/2, gc/0, nogc/0, fileerrors/0, nofileerrors/0.
```

- *Multifiles:*

```
define_flag/3.
```

- **Imports:**

- *Packages:*

```
prelude, nonpure, assertions, nortchecks, isomodes, define_flag.
```

32.2 Documentation on exports (prolog_flags)

set_prolog_flag/2:

PREDICATE

```
set_prolog_flag(FlagName, Value)
```

Set existing flag `FlagName` to `Value`.

Usage:

• ISO •

- *The following properties should hold at call time:*

`FlagName` is an atom.

(basic_props:atom/1)

`Value` is any term.

(basic_props:term/1)

- *The following properties should hold upon exit:*

`FlagName` is an atom.

(basic_props:atom/1)

`Value` is any term.

(basic_props:term/1)

current_prolog_flag/2:

PREDICATE

```
current_prolog_flag(FlagName, Value)
```

`FlagName` is an existing flag and `Value` is the value currently associated with it.

Usage:

- *The following properties should hold upon exit:*

`FlagName` is an atom.

(basic_props:atom/1)

`Value` is any term.

(basic_props:term/1)

prolog_flag/3:

PREDICATE

`prolog_flag(FlagName,OldValue,NewValue)`

`FlagName` is an existing flag, unify `OldValue` with the value associated with it, and set it to new value `NewValue`.

Usage 1: `prolog_flag(A,B,C)`

- *The following properties should hold at call time:*

`C` is any term. (basic_props:term/1)

`C` is currently a term which is not a free variable. (term_typing:nonvar/1)

- *The following properties should hold upon exit:*

`A` is an atom. (basic_props:atom/1)

`B` is any term. (basic_props:term/1)

Usage 2: `prolog_flag(FlagName,OldValue,NewValue)`

Same as `current_prolog_flag(FlagName, OldValue)`. `OldValue` and `NewValue` must be strictly identical variables.

- *The following properties should hold at call time:*

`OldValue` is a free variable. (term_typing:var/1)

`NewValue` is a free variable. (term_typing:var/1)

`FlagName` is an atom. (basic_props:atom/1)

- *The following properties should hold upon exit:*

`OldValue` is any term. (basic_props:term/1)

`NewValue` is any term. (basic_props:term/1)

push_prolog_flag/2:

PREDICATE

`push_prolog_flag(Flag,NewValue)`

Same as `set_prolog_flag/2`, but storing current value of `Flag` to restore it with `pop_prolog_flag/1`.

Usage:

- *The following properties should hold at call time:*

`Flag` is an atom. (basic_props:atom/1)

`NewValue` is any term. (basic_props:term/1)

- *The following properties should hold upon exit:*

`Flag` is an atom. (basic_props:atom/1)

`NewValue` is any term. (basic_props:term/1)

pop_prolog_flag/1:

PREDICATE

`pop_prolog_flag(Flag)`

Restore the value of `Flag` previous to the last non-canceled `push_prolog_flag/2` on it.

Usage:

- *The following properties should hold at call time:*

`Flag` is an atom. (basic_props:atom/1)

- *The following properties should hold upon exit:*

`Flag` is an atom. (basic_props:atom/1)

- set_ciao_flag/2:** PREDICATE
Usage: set_ciao_flag(FlagName,Value)
 – *The following properties should hold globally:*
 set_ciao_flag(FlagName,Value) is equivalent to
 set_prolog_flag(FlagName,Value). (basic_props:equiv/2)
- current_ciao_flag/2:** PREDICATE
Usage: current_ciao_flag(FlagName,Value)
 – *The following properties should hold globally:*
 current_ciao_ flag(FlagName,Value) is equivalent to current_prolog_flag(FlagName,Value).
 (basic_props:equiv/2)
- ciao_flag/3:** PREDICATE
Usage: ciao_flag(Flag,Old,New)
 – *The following properties should hold globally:*
 ciao_flag(Flag,Old,New) is equivalent to prolog_flag(Flag,Old,New). (ba-
 sic_props:equiv/2)
- push_ciao_flag/2:** PREDICATE
Usage: push_ciao_flag(Flag,NewValue)
 – *The following properties should hold globally:*
 push_ ciao_flag(Flag,NewValue) is equivalent to push_prolog_flag(Flag,NewValue).
 (basic_props:equiv/2)
- pop_ciao_flag/1:** PREDICATE
Usage: pop_ciao_flag(Flag)
 – *The following properties should hold globally:*
 pop_ciao_flag(Flag) is equivalent to pop_prolog_flag(Flag). (ba-
 sic_props:equiv/2)
- prompt/2:** PREDICATE
 prompt(Old,New)
 Unify Old with the current prompt for reading, change it to New.
Usage 1: prompt(A,B)
 – *The following properties should hold at call time:*
 B is an atom. (basic_props:atm/1)
 – *The following properties should hold upon exit:*
 A is an atom. (basic_props:atm/1)

Usage 2: `prompt(Old,New)`

Unify `Old` with the current prompt for reading without changing it. On calls, `Old` and `New` must be strictly identical variables.

- *The following properties should hold at call time:*
 - `Old` is a free variable. (term_typing:var/1)
 - `New` is a free variable. (term_typing:var/1)
- *The following properties should hold upon exit:*
 - `Old` is an atom. (basic_props:atm/1)
 - `New` is an atom. (basic_props:atm/1)

gc/0: PREDICATE**Usage:**

Enable garbage collection. Equivalent to `set_prolog_flag(gc, on)`

- *The following properties should hold globally:*
 - `gc` is equivalent to `set_prolog_flag(gc,on)`. (basic_props:equiv/2)

nogc/0: PREDICATE**Usage:**

Disable garbage collection. Equivalent to `set_prolog_flag(gc, off)`

- *The following properties should hold globally:*
 - `nogc` is equivalent to `set_prolog_flag(gc,off)`. (basic_props:equiv/2)

fileerrors/0: PREDICATE**Usage:**

Enable reporting of file errors. Equivalent to `set_prolog_flag(fileerrors, on)`

- *The following properties should hold globally:*
 - `fileerrors` is equivalent to `set_prolog_flag(fileerrors,on)`. (basic_props:equiv/2)

nofileerrors/0: PREDICATE**Usage:**

Disable reporting of file errors. Equivalent to `set_prolog_flag(fileerrors, off)`

- *The following properties should hold globally:*
 - `nofileerrors` is equivalent to `set_prolog_flag(fileerrors,off)`. (basic_props:equiv/2)

32.3 Documentation on multifiles (prolog_flags)

define_flag/3:

PREDICATE

`define_flag(Flag,Values,Default)`

New flags can be defined by writing facts of this predicate. `Flag` is the name of the new flag, `Values` defines the possible values for the flag (see below) and `Default` defines the predefined value associated with the flag (which should be compatible with `Values`).

(Trust) Usage: `define_flag(Flag,FlagValues,Default)`

– *The following properties hold upon exit:*

`Flag` is an atom.

(basic_props:atm/1)

Define the valid flag values

(basic_props:flag-values/1)

The predicate is *multifile*.

32.4 Documentation on internals (prolog_flags)

set_prolog_flag/1:

PREDICATE

No further documentation available for this predicate.

32.5 Known bugs and planned improvements (prolog_flags)

- Run-time checks have been reported not to work with this code. That means that either the assertions here, or the code that implements the run-time checks are erroneous.

33 Fast/concurrent update of facts

Author(s): Daniel Cabeza, Manuel Carro.

Prolog implementations traditionally implement the concept of dynamic predicates: predicates which can be inspected or modified at run-time, adding or deleting individual clauses. The power of this feature comes at a cost: as new clause bodies can be arbitrarily added to the program, new predicate calls can arise which are not 'visible' at compile-time, thus complicating global analysis and optimization of the code. But it is the case that most of the time what the programmer wants is simply to store data, with the purpose of sharing it between search branches, predicates, or even execution threads. In Ciao the concept of data predicate serves this purpose: a data predicate is a predicate composed exclusively by facts, which can be inspected, and dynamically added or deleted, at run-time. Using data predicates instead of normal dynamic predicates brings benefits in terms of speed, but above all makes the code much easier to analyze automatically and thus allows better optimization.

Also, a special kind of data predicates exists, *concurrent predicates*, which can be used to communicate/synchronize among different execution threads (see Chapter 98 [Low-level concurrency/multithreading primitives], page 509).

Data predicates must be declared through a `data/1` declaration. Concurrent data predicates must be declared through a `concurrent/1` declaration.

33.1 Usage and interface (data_facts)

- **Library usage:**

These predicates are builtin in Ciao, so nothing special has to be done to use them.

- **Exports:**

- *Predicates:*

```
asserta_fact/1, asserta_fact/2, assertz_fact/1, assertz_fact/2, current_
fact/1, current_fact/2, retract_fact/1, retractall_fact/1, current_fact_
nb/1, retract_fact_nb/1, close_predicate/1, open_predicate/1, set_fact/1,
erase/1.
```

- *Regular Types:*

```
reference/1.
```

- **Imports:**

- *Packages:*

```
prelude, nonpure, assertions, nortchecks, isomodes.
```

33.2 Documentation on exports (data_facts)

`asserta_fact/1:`

PREDICATE

```
asserta_fact(Fact)
```

Fact is added to the corresponding data predicate. The fact becomes the first clause of the predicate concerned.

Usage:

- *The following properties should hold at call time:*

Fact is a term which represents a goal, i.e., an atom or a structure.

(ba-

```
sic-props:callable/1)
```

Meta-predicate with arguments: `asserta_fact(fact)`.

asserta_fact/2: PREDICATE

`asserta_fact(Fact,Ref)`

Same as `asserta_fact/1`, instantiating `Ref` to a unique identifier of the asserted fact.

Usage:

- *The following properties should hold at call time:*
 - `Fact` is a term which represents a goal, i.e., an atom or a structure. (basic_props:callable/1)
 - `Ref` is a free variable. (term_typing:var/1)
- *The following properties should hold upon exit:*
 - `Ref` is a reference of a dynamic or data clause. (data_facts:reference/1)

Meta-predicate with arguments: `asserta_fact(fact,?)`.

assertz_fact/1: PREDICATE

`assertz_fact(Fact)`

`Fact` is added to the corresponding data predicate. The fact becomes the last clause of the predicate concerned.

Usage:

- *The following properties should hold at call time:*
 - `Fact` is a term which represents a goal, i.e., an atom or a structure. (basic_props:callable/1)
- *The following properties should hold upon exit:*
 - `Fact` is a term which represents a goal, i.e., an atom or a structure. (basic_props:callable/1)

Meta-predicate with arguments: `assertz_fact(fact)`.

assertz_fact/2: PREDICATE

`assertz_fact(Fact,Ref)`

Same as `assertz_fact/1`, instantiating `Ref` to a unique identifier of the asserted fact.

Usage:

- *The following properties should hold at call time:*
 - `Fact` is a term which represents a goal, i.e., an atom or a structure. (basic_props:callable/1)
 - `Ref` is a free variable. (term_typing:var/1)
- *The following properties should hold upon exit:*
 - `Ref` is a reference of a dynamic or data clause. (data_facts:reference/1)

Meta-predicate with arguments: `assertz_fact(fact,?)`.

current_fact/1: PREDICATE`current_fact(Fact)`

Gives on backtracking all the facts defined as data or concurrent which unify with `Fact`. It is faster than calling the predicate explicitly, which do invoke the meta-interpreter. If the `Fact` has been defined as concurrent and has not been closed, `current_fact/1` will wait (instead of failing) for more clauses to appear after the last clause of `Fact` is returned.

Usage:

- *The following properties should hold at call time:*
`Fact` is a term which represents a goal, i.e., an atom or a structure. (basic-props:callable/1)
- *The following properties should hold upon exit:*
`Fact` is a term which represents a goal, i.e., an atom or a structure. (basic-props:callable/1)

Meta-predicate with arguments: `current_fact(fact)`.

current_fact/2: PREDICATE`current_fact(Fact,Ref)`

`Fact` is a fact of a data predicate and `Ref` is its reference identifying it uniquely.

Usage 1:

Gives on backtracking all the facts defined as data which unify with `Fact`, instantiating `Ref` to a unique identifier for each fact.

- *The following properties should hold at call time:*
`Fact` is a term which represents a goal, i.e., an atom or a structure. (basic-props:callable/1)
`Ref` is a free variable. (term-typing:var/1)
- *The following properties should hold upon exit:*
`Ref` is a reference of a dynamic or data clause. (data_facts:reference/1)

Usage 2:

Given `Ref`, unifies `Fact` with the fact identified by it.

- *Call and exit should be compatible with:*
`Fact` is a term which represents a goal, i.e., an atom or a structure. (basic-props:callable/1)
- *The following properties should hold at call time:*
`Ref` is a reference of a dynamic or data clause. (data_facts:reference/1)
- *The following properties should hold upon exit:*
`Fact` is a term which represents a goal, i.e., an atom or a structure. (basic-props:callable/1)

Meta-predicate with arguments: `current_fact(fact,?)`.

retract_fact/1: PREDICATE`retract_fact(Fact)`

Unifies `Fact` with the first matching fact of a data predicate, and then erases it. On backtracking successively unifies with and erases new matching facts. If `Fact` is declared as concurrent and is non- closed, `retract_fact/1` will wait for more clauses or for the closing of the predicate after the last matching clause has been removed.

Usage:

- *The following properties should hold at call time:*
Fact is a term which represents a goal, i.e., an atom or a structure. (basic_props:callable/1)
- *The following properties should hold upon exit:*
Fact is a term which represents a goal, i.e., an atom or a structure. (basic_props:callable/1)

Meta-predicate with arguments: `retract_fact(fact)`.

retractall_fact/1: PREDICATE

`retractall_fact(Fact)`

Erase all the facts of a data predicate unifying with **Fact**. Even if all facts are removed, the predicate continues to exist.

Usage:

- *The following properties should hold at call time:*
Fact is a term which represents a goal, i.e., an atom or a structure. (basic_props:callable/1)
- *The following properties should hold upon exit:*
Fact is a term which represents a goal, i.e., an atom or a structure. (basic_props:callable/1)

Meta-predicate with arguments: `retractall_fact(fact)`.

current_fact_nb/1: PREDICATE

`current_fact_nb(Fact)`

Behaves as `current_fact/1` but a fact is never waited on even if it is concurrent and non-closed.

Usage:

- *The following properties should hold at call time:*
Fact is a term which represents a goal, i.e., an atom or a structure. (basic_props:callable/1)
- *The following properties should hold upon exit:*
Fact is a term which represents a goal, i.e., an atom or a structure. (basic_props:callable/1)

Meta-predicate with arguments: `current_fact_nb(fact)`.

retract_fact_nb/1: PREDICATE

`retract_fact_nb(Fact)`

Behaves as `retract_fact/1`, but never waits on a fact, even if it has been declared as concurrent and is non- closed.

Usage:

- *The following properties should hold at call time:*
Fact is a term which represents a goal, i.e., an atom or a structure. (basic_props:callable/1)

- *The following properties should hold upon exit:*

Fact is a term which represents a goal, i.e., an atom or a structure. (basic_props:callable/1)

Meta-predicate with arguments: `retract_fact_nb(fact)`.

close_predicate/1: PREDICATE

`close_predicate(Pred)`

Changes the behavior of the predicate **Pred** if it has been declared as a concurrent predicate: calls to this predicate will fail (instead of wait) if no more clauses of **Pred** are available.

Usage:

- *The following properties should hold at call time:*

Pred is a term which represents a goal, i.e., an atom or a structure. (basic_props:callable/1)

- *The following properties should hold upon exit:*

Pred is a term which represents a goal, i.e., an atom or a structure. (basic_props:callable/1)

Meta-predicate with arguments: `close_predicate(fact)`.

open_predicate/1: PREDICATE

`open_predicate(Pred)`

Reverts the behavior of concurrent predicate **Pred** to waiting instead of failing if no more clauses of **Pred** are available.

Usage:

- *The following properties should hold at call time:*

Pred is a term which represents a goal, i.e., an atom or a structure. (basic_props:callable/1)

- *The following properties should hold upon exit:*

Pred is a term which represents a goal, i.e., an atom or a structure. (basic_props:callable/1)

Meta-predicate with arguments: `open_predicate(fact)`.

set_fact/1: PREDICATE

`set_fact(Fact)`

Sets **Fact** as the unique fact of the corresponding data predicate.

Usage:

- *The following properties should hold at call time:*

Fact is a term which represents a goal, i.e., an atom or a structure. (basic_props:callable/1)

- *The following properties should hold upon exit:*

Fact is a term which represents a goal, i.e., an atom or a structure. (basic_props:callable/1)

Meta-predicate with arguments: `set_fact(fact)`.

erase/1: PREDICATE

`erase(Ref)`

Deletes the clause referenced by `Ref`.

Usage:

- *The following properties should hold at call time:*
`Ref` is a reference of a dynamic or data clause. (data_facts:reference/1)
- *The following properties should hold upon exit:*
`Ref` is a reference of a dynamic or data clause. (data_facts:reference/1)
- *The following properties should hold globally:*
This predicate is understood natively by CiaoPP. (basic_props:native/1)

reference/1: REGTYPE

(True) Usage: `reference(R)`

`R` is a reference of a dynamic or data clause.

33.3 Documentation on internals (data_facts)

data/1: DECLARATION

(True) Usage: `:- data Predicates.`

Defines each predicate in `Predicates` as a data predicate. If a predicate is defined data in a file, it must be defined data in every file containing clauses for that predicate. The directive should precede all clauses of the affected predicates. This directive is defined as a prefix operator in the compiler.

- *The following properties hold at call time:*
`Predicates` is a sequence or list of `prednames`. (basic_props:sequence_or_list/2)

concurrent/1: DECLARATION

(True) Usage: `:- concurrent Predicates.`

Defines each predicate in `Predicates` as a concurrent predicate. If a predicate is defined concurrent in a file, it must be defined concurrent in every file containing clauses for that predicate. The directive should precede all clauses of the affected predicates. This directive is defined as a prefix operator in the compiler.

- *The following properties hold at call time:*
`Predicates` is a sequence or list of `prednames`. (basic_props:sequence_or_list/2)

33.4 Known bugs and planned improvements (data_facts)

- Run-time checks have been reported not to work with this code. That means that either the assertions here, or the code that implements the run-time checks are erroneous.

34 Extending the syntax

Author(s): Daniel Cabeza.

This chapter documents the builtin directives in Ciao for extending the syntax of source files.

Note that the ISO-Prolog directive `char_conversion/2` is not implemented, since Ciao does not (yet) have a character conversion table.

34.1 Usage and interface (syntax_extensions)

- **Library usage:**

These directives are builtin in Ciao, so nothing special has to be done to use them.

- **Imports:**

- *Packages:*

`prelude`, `nonpure`, `assertions`.

34.2 Documentation on internals (syntax_extensions)

op/3:

DECLARATION

(True) Usage: `:- op(Priority,Op_spec,Operator).`



Updates the operator table for reading the terms in the rest of the current text, in the same way as the builtin `op/3` does. Its scope is local to the current text. Usually included in package files.

- *The following properties hold at call time:*

`Priority` is an integer. (basic_props:int/1)

`Op_spec` specifies the type and associativity of an operator. (basic_props:operator_specifier/1)

`Operator` is an atom or a list of atoms. (basic_props:atm_or_atm_list/1)

new_declaration/1:

DECLARATION

(True) Usage: `:- new_declaration(Predicate).`

Declares `Predicate` to be a valid declaration in the rest of the current text. Such declarations are simply ignored by the compiler or top level, but can be used by other code processing programs such as an automatic documentator. Also, they can easily translated into standard code (a set of facts and/or rules) by defining a suitable expansion (e.g., by `add_sentence_trans/1`, etc.). This is typically done in package files.

Equivalent to `new_declaration(Predicate, off).`

- *The following properties hold at call time:*

`Predicate` is a Name/Arity structure denoting a predicate name:

```
predname(P/A) :-
    atm(P),
    nnegint(A).
```

(basic_props:predname/1)

new_declaration/2: DECLARATION

(True) Usage: :- new_declaration(Predicate, In_Itf).

Declares `Predicate` to be a valid declaration in the rest of the current text. Such declarations will be included in the interface file for this file if `In_Itf` is 'on', not if it is 'off'. Including such declarations in interface files makes them visible while processing other modules which make use of this one.

– *The following properties hold at call time:*

`Predicate` is a Name/Arity structure denoting a predicate name:

```
predname(P/A) :-
    atm(P),
    nnegint(A).
```

(basic_props:predname/1)

`In_Itf` is 'on' or 'off'

(syntax_extensions:switch/1)

load_compilation_module/1: DECLARATION

(True) Usage: :- load_compilation_module(File).

Loads code defined in `File` into the compiler, usually including predicates which define translations of clauses, sentences, and terms, for use with the declarations `add_sentence_trans/2` and similar ones. The application order of translations is determined by ascending *priority* numbers. Normally included in package files.

– *The following properties hold at call time:*

`File` is a source name.

(streams_basic:sourcename/1)

add_sentence_trans/2: DECLARATION

(True) Usage: :- add_sentence_trans(Predicate, Priority).

Starts a translation, defined by `Predicate`, of the terms read by the compiler in the rest of the current text. For each subsequent term read by the compiler, the translation predicate is called to obtain a new term which will be used by the compiler as if it were the term present in the file. If the call fails, the term is used as such. A list may be returned also, to translate a single term into several terms. Before calling the translation predicate with actual program terms, it is called with an input of 0 to give an opportunity of making initializations for the module, discarding the result (note that normally a 0 could not be there). `Predicate` must be exported by a module previously loaded with a `load_compilation_module/1` declaration. Normally included in package files.

– *The following properties hold at call time:*

`Predicate` is a translation predicate spec (has arity 2 or 3).

(syntax_extensions:translation_predname/1)

`Priority` is an integer.

(basic_props:int/1)

add_term_trans/2: DECLARATION

(True) Usage: :- add_term_trans(P, Priority).

Starts a translation, defined by `Predicate`, of the terms and sub-terms read by the compiler in the rest of the current text. This translation is performed after all translations defined by `add_sentence_trans/1` are done. For each subsequent term read by the compiler, and recursively any subterm included, the translation predicate is called to possibly

obtain a new term to replace the old one. Care must be taken of not introducing an endless loop of translations. `Predicate` must be exported by a module previously loaded with a `load_compilation_module/1` declaration. Normally included in package files.

– *The following properties hold at call time:*

`P` is a translation predicate spec (has arity 2 or 3). (syntax_extensions:translation_predname/1)

`Priority` is an integer. (basic_props:int/1)

add_goal_trans/2:

DECLARATION

(True) Usage: `:- add_goal_trans(Predicate,Priority).`

Declares a translation, defined by `Predicate`, of the goals present in the clauses of the current text. This translation is performed after all translations defined by `add_sentence_trans/1` and `add_term_trans/1` are done. For each clause read by the compiler, the translation predicate is called with each goal present in the clause to possibly obtain other goal to substitute the original one, and the translation is subsequently applied to the resulting goal. Care must be taken of not introducing an endless loop of translations. `Predicate` must be exported by a module previously loaded with a `load_compilation_module/1` declaration. Bear in mind that this type of translation noticeably slows down compilation. Normally included in package files.

– *The following properties hold at call time:*

`Predicate` is a translation predicate spec (has arity 2 or 3). (syntax_extensions:translation_predname/1)

`Priority` is an integer. (basic_props:int/1)

add_clause_trans/2:

DECLARATION

(True) Usage: `:- add_clause_trans(Predicate,Priority).`

Declares a translation, defined by `Predicate`, of the clauses of the current text. The translation is performed before `add_goal_trans/1` translations but after `add_sentence_trans/1` and `add_term_trans/1` translations. The usefulness of this translation is that information of the interface of related modules is available when it is performed. For each clause read by the compiler, the translation predicate is called with the first argument instantiated to a structure `clause(Head,Body)`, and the predicate must return in the second argument a similar structure, without changing the functor in `Head` (or fail, in which case the clause is used as is). Before executing the translation predicate with actual clauses it is called with an input of `clause(0,0)`, discarding the result.

– *The following properties hold at call time:*

`Predicate` is a translation predicate spec (has arity 2 or 3). (syntax_extensions:translation_predname/1)

`Priority` is an integer. (basic_props:int/1)

translation_predname/1:

REGTYPE

A translation predicate is a predicate of arity 2 or 3 used to make compile-time translations. The compiler invokes a translation predicate instantiating its first argument with the item to be translated, and if the predicate is of arity 3 its third argument with the name of the module where the translation is done. If the call is successful, the second argument is used as if that item were in the place of the original, else the original item is used.

Usage: `translation_predname(P)`

`P` is a translation predicate spec (has arity 2 or 3).

35 Message printing primitives

Author(s): Daniel Cabeza, Edison Mera (improvements).

This module provides predicates for printing in a unified way informational messages, and also for printing some terms in a specific way.

35.1 Usage and interface (`io_aux`)

- **Library usage:**

These predicates are builtin in Ciao, so nothing special has to be done to use them.

- **Exports:**

- *Predicates:*

`message/2`, `message_lns/4`, `messages/1`, `error/1`, `warning/1`, `note/1`, `message/1`, `debug/1`, `inform_user/1`, `display_string/1`, `display_list/1`, `display_term/1`, `add_lines/4`.

- *Regular Types:*

`message_info/1`, `message_type/1`.

- **Imports:**

- *System library modules:*

`assertions/native_props`.

- *Packages:*

`prelude`, `nonpure`, `assertions`, `nativeprops`, `nortchecks`.

35.2 Documentation on exports (`io_aux`)

`message/2`:

PREDICATE

Usage: `message(Type,Message)`

Output to standard error `Message`, which is of type `Type`. The quiet *prolog flag* (see Chapter 32 [Changing system behaviour and various flags], page 213) controls which messages are actually output, depending on its type. Also, for `error`, `warning` and `note` messages, a prefix is output which denotes the severity of the message.

- *The following properties should hold at call time:*

Specifies the different types of messages.

(`io_aux:message_type/1`)

`Message` is an item or a list of items from this list:

`$(String)`

`String` is a string, which is output with `display_string/1`.

`''(Term)` `Term` is output quoted. If the module `write` is loaded, the term is output with `writelnq/1`, else with `displayq/1`.

`~(Term)` `Term` is output unquoted. If the module `write` is loaded, the term is output with `writeln/1`, else with `display/1`.

`''({Term})`

`Term` is output quoted. If the module `write` is loaded, the term is output with `printq/1`, else with `displayq/1`.

<code>{Term}</code>	Term is output unquoted. If the module <code>write</code> is loaded, the term is output with <code>print/1</code> , else with <code>display/1</code> .	
<code>[] (Term)</code>	Term is recursively output as a message, can be an item or a list of items from this list.	
Term	Any other term is output with <code>display/1</code> .	(io_aux:message_text/1)

message_lns/4:

PREDICATE

Usage: `message_lns(Type,L0,L1,Message)`

Output to standard error `Message`, which is of type `Type`, and occurs between lines `L0` and `L1`. This is the same as `message/2`, but printing the lines where the message occurs in a unified way (this is useful because automatic tools such as the emacs mode know how to parse them).

– *The following properties should hold at call time:*

Specifies the different types of messages.	(io_aux:message_type/1)
<code>L0</code> is a non-negative integer.	(basic_props:nnegint/1)
<code>L1</code> is a non-negative integer.	(basic_props:nnegint/1)

`Message` is an item or a list of items from this list:

`$(String)`

`String` is a string, which is output with `display_string/1`.

`'' (Term)` Term is output quoted. If the module `write` is loaded, the term is output with `writeq/1`, else with `displayq/1`.

`~~ (Term)` Term is output unquoted. If the module `write` is loaded, the term is output with `write/1`, else with `display/1`.

`'' ({Term})`

Term is output quoted. If the module `write` is loaded, the term is output with `printq/1`, else with `displayq/1`.

`{Term}` Term is output unquoted. If the module `write` is loaded, the term is output with `print/1`, else with `display/1`.

`[] (Term)` Term is recursively output as a message, can be an item or a list of items from this list.

Term Any other term is output with `display/1`.

(io_aux:message_text/1)

messages/1:

PREDICATE

Usage: `messages(Messages)`

Print each element in `Messages` using `message/2`, `message_lns/4`, `message/1`, `error/1`, `warning/1`, `note/1` or `debug/1` predicate. If the element should be printed using `message_lns/4`, it is printed in a compact way, avoiding to print the same file name several times.

– *The following properties should hold at call time:*

<code>Messages</code> is a list of <code>message_infos</code> .	(basic_props:list/2)
---	----------------------

error/1:	PREDICATE
Defined as	
<code>error(Message) :- message(error,Message).</code>	
.	
warning/1:	PREDICATE
Defined as	
<code>warning(Message) :- message(warning,Message).</code>	
.	
note/1:	PREDICATE
Defined as	
<code>note(Message) :- message(note,Message).</code>	
.	
message/1:	PREDICATE
Defined as	
<code>message(Message) :- message(message,Message).</code>	
.	
debug/1:	PREDICATE
Defined as	
<code>debug(Message) :- message(debug,Message).</code>	
.	
inform_user/1:	PREDICATE
<code>inform_user(Message)</code>	
Similar to <code>message/1</code> , but <code>Message</code> is output with <code>display_list/1</code> . This predicate is obsolete, and may disappear in future versions.	
display_string/1:	PREDICATE
<code>display_string(String)</code>	
Output <code>String</code> as the sequence of characters it represents.	
Usage: <code>display_string(String)</code>	
– <i>The following properties should hold at call time:</i>	
<code>String</code> is a string (a list of character codes).	(basic_props:string/1)

display_list/1: PREDICATE
 display_list(List)

Outputs List. If List is a list, do display/1 on each of its elements, else do display/1 on List.

display_term/1: PREDICATE
 display_term(Term)

Output Term in a way that a read/1 will be able to read it back, even if operators change.

message_info/1: REGTYPE
 Usage:

The type of the elements to be printed using the messages/1 predicate. Defined as

```
message_info(message_lns(Source,Ln0,Ln1,Type,Text)) :-
    atm(Source),
    nnegint(Ln0),
    nnegint(Ln1),
    message_type(Type),
    message_text(Text).
message_info(message(Type,Text)) :-
    atm(Type),
    message_text(Text).
message_info(error(Text)) :-
    message_text(Text).
message_info(warning(Text)) :-
    message_text(Text).
message_info(note(Text)) :-
    message_text(Text).
message_info(message(Text)) :-
    message_text(Text).
message_info(debug(Text)) :-
    message_text(Text).
```

message_type/1: REGTYPE
 Usage:

Specifies the different types of messages.

add_lines/4: PREDICATE
 No further documentation available for this predicate.

35.3 Known bugs and planned improvements (io_aux)

- Run-time checks have been reported not to work with this code. That means that either the assertions here, or the code that implements the run-time checks are erroneous.
- message/2 assumes that a module with name 'write' is library(write).

36 Attributed Variables Package

Author(s): Rémy Haemmerlé, Christian Holzbaur, Daniel Cabeza, Manuel Carro.

This package implements attributed variables in the style of Holzbaur [Hol90]. It provides a way to associate to variables one or several arbitrary terms called attributes. By allowing the user to redefine the unification of attributed variables, this extension makes possible the design of coroutining facilities (see subsection Section 202.3 [Example], page 994) and clean interfaces between Prolog and constraints solvers.

Attributes are private to module and each variable can have at most one attribute in each module. Attributes are handled by predicate provided by `attr_rt` module.

`attr` package imports automatically attributes variables manipulation predicates, `put_attr_local/2`, `get_attr_local/2`, and `del_attr_local/2` from module `'attr/attr_rt'`, and set up the following hooks:

- `attr_unify_hook(AttValue, VarValue)`.

Hook that must be defined in the module using package `attr`. It is called after the attributed variable of that module has been unified with a non-var term, possibly another attributed variable. `AttValue` is the attribute that was associated to the variable in this module and `VarValue` is the new value of the variable. Normally this predicate fails to veto binding the variable to `VarValue`, forcing backtracking to undo the binding. If `VarValue` is another attributed variable the hook often combines the two attribute and associates the combined attribute with `VarValue` using `attr_rt:put_attr_local/2`.

- `attribute_goal(Var, S0, S)`.

This optional hook, if it is defined, is used by `attr_rt:copy_term/3` to project attributes of that module to residual goals, and by the toplevel to obtain residual goals after executing a query. The predicate is supposed to unified `S0` with a different list containing the residual goals and which have `S` as tail. For the sake of simplicity, it can be defined using `dcg`. (See DCG non-terminal `attribute_goal(Var)` in example below.)

- `attr_portray_hook(Attribute, Var)`.

Called by `write_term/2` for each attribute associate to the variable `Var` if the option `option(attributes(portray))` is in effect. If the hook succeeds the variable is considered to be printed otherwise `Module =...` is printed to indicate the existence of an attribute defined in module `Module`. At call time `Attribute` is the actual value of the attribute associate to the variables `Var`.

36.1 Example

In the following example we give an implementation of `freeze/2`. We name it `myfreeze/2` in order to avoid a name clash with the built-in predicate of the same name. The code is available in the module `library(attr(example(myfreeze)))`

```
:- module(myfreeze, [myfreeze/2], [attr, dcg, condcomp]).

:- meta_predicate(myfreeze(?, goal)).

myfreeze(X, Goal) :-
    ( nonvar(X) ->
      call(Goal)
    ; get_attr_local(X, Fb) ->
      meta_conj(Fb, Goal, C),
      put_attr_local(X, C) % rescue conjunction
    ; put_attr_local(X, Goal)
```

```

    ).

:- if(defined(optim_comp)).
attr_unify_hook(Fa, Other) :-
    ( nonvar(Other) ->
        '$trust_metatype'(Fa, goal),
        call(Fa)
    ; get_attr_local(Other, Fb) ->
        meta_conj(Fa, Fb, C),
        put_attr_local(Other, C) % rescue conjunction
    ; put_attr_local(Other, Fa) % rescue conjunction
    ).
:- else.
attr_unify_hook(Fa, Other) :-
    ( nonvar(Other) ->
        call(Fa)
    ; get_attr_local(Other, Fb) ->
        meta_conj(Fa, Fb, C),
        put_attr_local(Other, C) % rescue conjunction
    ; put_attr_local(Other, Fa) % rescue conjunction
    ).
:- endif.

attribute_goals(X) -->
    [myfreeze:myfreeze(X, G)],
    {get_attr_local(X, G)}.

attr_portray_hook(G, Var):-
    display(Var),
    display('<-myfrozen('),
    display(G),
    display(')').

% A (meta) conjunction of two goals
meta_conj('$:'(Fa), '$:'(Fb), '$:'('basiccontrol:',(Fa, Fb))).

```

36.2 Usage and interface (attr_doc)

- **Library usage:**

```
:- use_package(attr).
```

or

```
:- module(...,[attr]).
```
- **Imports:**
 - *Packages:*

```
prelude, nonpure, assertions.
```

37 Attributed Variables Runtime

Author(s): Rémy Haemmerlé, Christian Holzbaaur, Daniel Cabeza, Manuel Carro.

This module provides a means to handle attributed variables. Note that attributes are private to the module from which the predicates implemented by `attr_rt` module are called. See package `attr` for more details about attributed variables.

37.1 Usage and interface (`attr_rt`)

- **Library usage:**
`:- use_module(library(attr_rt)).`
- **Exports:**
 - *Predicates:*
`attvar/1, put_attr_local/2, put_attr/3, get_attr_local/2, get_attr/3, del_attr_local/1, attvarset/2, copy_term/3.`
- **Imports:**
 - *System library modules:*
`format, dynamic.`
 - *Packages:*
`prelude, nonpure, assertions, fsyntax, dcg, condcomp.`

37.2 Documentation on exports (`attr_rt`)

attvar/1: PREDICATE
Usage: `attvar(Var)`
 Succeeds if `Term` is an attributed variable

put_attr_local/2: PREDICATE
Usage: `put_attr_local(Var, Value)`
 If `Var` is a variable or attributed variable, set its attribute to `Value`. If an attribute is already associated with `Var`, the old value is replaced. Backtracking will restore the old value (i.e., an attribute is a mutable term. See also library `mutables`). This predicate raises a representation error if `Var` is not a variable and a type error if `Module` is not an atom.

put_attr/3: PREDICATE
 No further documentation available for this predicate.

get_attr_local/2: PREDICATE
Usage: `get_attr_local(Var, Value)`
 Request the current value for the attribute associated to `Var`. If `Var` is not an attributed variable or the named attribute is not associated to `Var` this predicate fails silently.

- get_attr/3:** PREDICATE
No further documentation available for this predicate.
- del_attr_local/1:** PREDICATE
Usage: `del_attr_local(Var)`
If `Var` has an attribute, deletes it, otherwise succeeds without side-effect.
- attvarset/2:** PREDICATE
Usage: `attvarset(X,Vars)`
`AttVars` is a list of all attributed variables in `Term` and its attributes. I.e., `attvarset/2` works recursively through attributes. This predicate is Cycle-safe. The goal `term_attvars(Term,[])` is optimized to be an efficient test that `Term` has no attributes. I.e., scanning the term is aborted after the first attributed variable is found.
- copy_term/3:** PREDICATE
Usage: `copy_term(Term,Copy,Gs)`
Creates a regular term `Copy` as a copy of `Term` (without any attributes), and a list `Gs` of goals that when executed reinstate all attributes onto `Copy`. The nonterminal `attribute_goal/1`, as defined in the modules the attributes stem from, is used to convert attributes to lists of goals.

38 Attributed variables (deprecated)

Author(s): Christian Holzbaaur, Daniel Cabeza, Manuel Carro.

This module is deprecated. Prefer package `attr`.

These predicates allow the manipulation of *attributed variables*. Attributes are special terms which are attached to a (free) variable, and are hidden from the normal Prolog computation. They can only be treated by using the predicates below.

38.1 Usage and interface (attributes)

- **Library usage:**
`:- use_module(engine(attributes))`
- **Exports:**
 - *Predicates:*
`attach_attribute/2, get_attribute/2, update_attribute/2,`
`detach_attribute/1.`
 - *Multifiles:*
`verify_attribute/2, combine_attributes/2.`
- **Imports:**
 - *Packages:*
`prelude, nonpure, assertions, nortchecks.`

38.2 Documentation on exports (attributes)

attach_attribute/2: PREDICATE

(Trust) Usage: `attach_attribute(Var,Attr)`

Attach attribute `Attr` to `Var`.

- *The following properties should hold at call time:*
 - `Var` is a free variable. (term_typing:var/1)
 - `Attr` is currently a term which is not a free variable. (term_typing:nonvar/1)
- *The following properties hold upon exit:*
 - `Var` is a free variable. (term_typing:var/1)
 - `Attr` is currently a term which is not a free variable. (term_typing:nonvar/1)

get_attribute/2: PREDICATE

(Trust) Usage: `get_attribute(Var,Attr)`

Unify `Attr` with the attribute of `Var`, or fail if `Var` has no attribute.

- *The following properties should hold at call time:*
 - `Var` is a free variable. (term_typing:var/1)
- *The following properties hold upon exit:*
 - `Attr` is currently a term which is not a free variable. (term_typing:nonvar/1)

update_attribute/2: PREDICATE**(Trust) Usage:** `update_attribute(Var,Attr)`Change the attribute of attributed variable `Var` to `Attr`.

- *The following properties should hold at call time:*

`Var` is a free variable.

(term_typing:var/1)

`Attr` is currently a term which is not a free variable.

(term_typing:nonvar/1)

- *The following properties hold upon exit:*

`Var` is a free variable.

(term_typing:var/1)

`Attr` is currently a term which is not a free variable.

(term_typing:nonvar/1)

detach_attribute/1: PREDICATE**(Trust) Usage:** `detach_attribute(Var)`Take out the attribute from the attributed variable `Var`.

- *The following properties should hold at call time:*

`Var` is a free variable.

(term_typing:var/1)

- *The following properties hold upon exit:*

`Var` is a free variable.

(term_typing:var/1)

38.3 Documentation on multifiles (attributes)

verify_attribute/2: PREDICATE**(Trust) Usage:** `verify_attribute(Attr,Term)`

A user defined predicate. This predicate is called when an attributed variable with attribute `Attr` is about to be unified with the non-variable term `Term`. The user should define this predicate (as multifile) in the modules implementing special unification.

- *The following properties should hold at call time:*

`Attr` is currently a term which is not a free variable.

(term_typing:nonvar/1)

`Term` is currently a term which is not a free variable.

(term_typing:nonvar/1)

- *The following properties hold upon exit:*

`Attr` is currently a term which is not a free variable.

(term_typing:nonvar/1)

`Term` is currently a term which is not a free variable.

(term_typing:nonvar/1)

The predicate is *multifile*.**combine_attributes/2:** PREDICATE**(Trust) Usage:** `combine_attributes(Var1,Var2)`

A user defined predicate. This predicate is called when two attributed variables with attributes `Var1` and `Var2` are about to be unified. The user should define this predicate (as multifile) in the modules implementing special unification.

- *The following properties should hold at call time:*

`Var1` is a free variable.

(term_typing:var/1)

`Var2` is a free variable.

(term_typing:var/1)

– *The following properties hold upon exit:*

`Var1` is a free variable.

(term_typing:var/1)

`Var2` is a free variable.

(term_typing:var/1)

The predicate is *multifile*.

38.4 Other information (attributes)

Note that `combine_attributes/2` and `verify_attribute/2` are not called with the attributed variables involved, but with the corresponding attributes instead. The reasons are:

- There are simple applications which only refer to the attributes.
- If the application wants to refer to the attributed variables themselves, they can be made part the attribute term. The implementation of `freeze/2` utilizes this technique. Note that this does not lead to cyclic structures, as the connection between an attributed variable and its attribute is invisible to the pure parts of the Prolog implementation.
- If attributed variables were passed as arguments, the user code would have to refer to the attributes through an extra call to `get_attribute/2`.
- As the/one attribute is the first argument to each of the two predicates, indexing applies. Note that attributed variables themselves look like variables to the indexing mechanism.

However, future improvements may change or extend the interface to attributed variables in order to provide a richer and more expressive interface.

For customized output of attributed variables, please refer to the documentation of the predicate `portray_attribute/2`.

38.5 Known bugs and planned improvements (attributes)

- Run-time checks have been reported not to work with this code. That means that either the assertions here, or the code that implements the run-time checks are erroneous.

39 Internal Runtime Information

Author(s): Daniel Cabeza, Manuel Carro, Jose F. Morales.

This module provides internal information about the current running engine and environment. That information includes the architecture, platform, operating system, location of libraries, and C header files. That information is mainly used in parts of the Ciao dynamic compilation (location of source, generation of gluecode for the foreign interface, etc.).

39.1 Usage and interface (system_info)

- **Library usage:**

These predicates are builtin in Ciao, so nothing special has to be done to use them.

- **Exports:**

- *Predicates:*

```
get_arch/1, get_os/1, get_platform/1, get_debug/1, get_eng_location/1, get_
ciao_ext/1, get_exec_ext/1, get_so_ext/1, this_module/1, current_module/1,
ciao_c_headers_dir/1, ciao_lib_dir/1, ciao_lib_dir/1.
```

- *Regular Types:*

```
internal_module_id/1.
```

- **Imports:**

- *Packages:*

```
prelude, nonpure, assertions, nortchecks, isomodes.
```

39.2 Documentation on exports (system_info)

get_arch/1:

PREDICATE

This predicate will describe the computer architecture which is currently executing the predicate.

Computer architectures are identified by a simple atom. This atom is implementation-defined, and may suffer any change from one Ciao version to another.

For example, Ciao running on an Intel-based machine will retrieve:

```
?- get_arch(I).
```

```
I = i86 ? ;
```

```
no
```

```
?-
```

(Trust) Usage: get_arch(ArchDescriptor)

Unifies ArchDescriptor with a simple atom which describes the computer architecture currently executing the predicate.

- *The following properties hold upon exit:*

ArchDescriptor is an atom.

(basic_props:atm/1)

get_os/1: PREDICATE

This predicate will describe the operating system which is running on the machine currently executing the Prolog program.

Operating systems are identified by a simple atom. This atom is implementation-defined, and may suffer changes from one Ciao version to another.

For example, Ciao running on Linux will retrieve:

```
?- get_os(I).
```

```
I = 'LINUX' ? ;
```

```
no
```

```
?-
```

(Trust) Usage: `get_os(OsDescriptor)`

Unifies `OsDescriptor` with a simple atom which describes the running operating system when predicate was called.

- *The following properties hold upon exit:*

`OsDescriptor` is an atom. (basic_props:atm/1)

get_platform/1: PREDICATE

(Trust) Usage: `get_platform(Platform)`

`Platform` is the atom describing the current operating system and computer architecture.

- *The following properties hold upon exit:*

`Platform` is an atom. (basic_props:atm/1)

get_debug/1: PREDICATE

(Trust) Usage: `get_debug(Debug)`

Unifies `Debug` with an atom that indicates if the emulator has been compiled with debug information

- *The following properties hold upon exit:*

`Debug` is an atom. (basic_props:atm/1)

get_eng_location/1: PREDICATE

(True) Usage: `get_eng_location(Ext)`

`Ext` indicates if the engine is located in a library (`dyn`) or in an executable (`empty`).

- *Calls should, and exit will be compatible with:*

`Ext` is an atom. (basic_props:atm/1)

get_ciao_ext/1: PREDICATE

(Trust) Usage: `get_ciao_ext(Ext)`

`Ext` is the default extension for the executable Ciao programs.

- *The following properties hold upon exit:*

`Ext` is an atom. (basic_props:atm/1)

- get_exec_ext/1:** PREDICATE
(Trust) Usage: `get_exec_ext(Ext)`
`Ext` is the extension for executables.
 – *The following properties hold upon exit:*
 `Ext` is an atom. (basic_props:atm/1)
- get_so_ext/1:** PREDICATE
(True) Usage: `get_so_ext(Ext)`
`Ext` is the default extension for the shared libraries. For example, `.dll` in Windows and `.so` in most Unix systems.
 – *Calls should, and exit will be compatible with:*
 `Ext` is an atom. (basic_props:atm/1)
- this_module/1:** PREDICATE
(Trust) Usage: `this_module(Module)`
`Module` is the internal module identifier for current module.
 – *The following properties hold upon exit:*
 `Module` is an internal module identifier (system_info:internal_module_id/1)
Meta-predicate with arguments: `this_module(addmodule(?))`.
- current_module/1:** PREDICATE
 This predicate will successively unify its argument with all module names currently loaded. Module names will be simple atoms.
 When called using a free variable as argument, it will retrieve on backtracking all modules currently loaded. This is usefull when called from the Ciao `toplevel`.
 When called using a module name as argument it will check whether the given module is loaded or not. This is usefull when called from user programs.
Usage: `current_module(Module)`
 Retrieves (on backtracking) all currently loaded modules into your application.
 – *The following properties should hold upon exit:*
 `Module` is an internal module identifier (system_info:internal_module_id/1)
 – *The following properties should hold globally:*
 This predicate is understood natively by CiaoPP. (basic_props:native/1)
- ciao_c_headers_dir/1:** PREDICATE
(Trust) Usage: `ciao_c_headers_dir(CiaoPath)`
`CiaoPath` is the path to the root of the installed Ciao header C files (`.h`), typically used for interfacing Ciao and C.
 – *The following properties hold upon exit:*
 `CiaoPath` is an atom. (basic_props:atm/1)

ciao_lib_dir/1: PREDICATE

(Trust) Usage: `ciao_lib_dir(CiaoPath)`

`CiaoPath` is the path to the root of the Ciao libraries. Inside this directory, there are the directories 'lib', 'library' and 'contrib', which contain library modules.

– *The following properties hold upon exit:*

`CiaoPath` is an atom. (basic_props:atm/1)

ciaolibdir/1: PREDICATE

(Trust) Usage: `ciaolibdir(CiaoPath)`

Like `ciao_lib_dir/1`, for compatibility for third-party tools (deprecated).

– *The following properties hold upon exit:*

`CiaoPath` is an atom. (basic_props:atm/1)

internal_module_id/1: REGTYPE

For a user file it is a term `user/1` with an argument different for each user file, for other modules is just the name of the module (as an atom).

Usage: `internal_module_id(M)`

`M` is an internal module identifier

39.3 Known bugs and planned improvements (system_info)

- Run-time checks have been reported not to work with this code. That means that either the assertions here, or the code that implements the run-time checks are erroneous.

40 Conditional Compilation

Author(s): Jose F. Morales.

This package defines a serie of directives for conditional compilation that allow the inclusion or exclusion of code blocks (which may contain nested conditional directives) based on the truth value at compile time of special goals called *conditions*. The syntax for conditional directives is:

```
:- if(Cond1).
   <<Block1>>
:- elif(Cond2).
   <<Block2>>
:- else.
   <<BlockN>>
:- endif.
```

where `elif(_)` can appear zero or more times and the `else` part is optional. The sentences in `Block1` are included if the condition in `Cond1` is satisfied, else `Block2` is included if `Cond2` is satisfied (and so on for each `elif`), and `BlockN` if no previous condition is satisfied.

40.1 Conditional Conditions

The valid conditions are restricted to a subset of goals that can be safely evaluated at compile time. At this moment, we only accept the following ones:

- Compile-time values of prolog flags (`current_prolog_flag/2`).
- Conjunctions, disjunctions, or negations of conditions.
- Calls to facts previously defined with `:- compilation_fact(Fact)`. This is a experimental feature that may change in the future.
- `defined(F/N)` (or `defined(F)`, equivalent to `defined(F/0)`), which succeeds only if there is a definition for the compilation fact `F/N`.

40.2 Usage and interface (`condcomp_doc`)

- **Library usage:**

The conditional compilation directives are enabled by including the `condcomp` package in the package list of a module or by means of an explicit `:- use_package(condcomp)`

- **Imports:**

- *Packages:*
`prelude, nonpure, assertions.`

40.3 Known bugs and planned improvements (`condcomp_doc`)

- Syntax and semantics of conditions for conditional code may change in the future (`:- compilation_fact(X)`). Avoid using that in production code.
- Errors in this package do not show the program line numbers.

41 Other predicates and features defined by default

Author(s): Daniel Cabeza.

To simplify the use of Ciao Prolog to the first-timers, some other predicates and features are defined by default in normal cases, to provide more or less what other prologs define by default. Here are explicitly listed the predicates defined, coming from several libraries. Apart from those, the features defined in Chapter 51 [Definite Clause Grammars], page 309 and Chapter 63 [Enabling operators at run-time], page 375 are also activated.

41.1 Usage and interface (default_predicates)

- **Library usage:**

No need of explicit loading. It is included by default in modules starting with a `module/2` declaration or user files without a starting `use_package/1` declaration. In the Ciao shell, it is loaded by default when no `~/ .ciaorc` exists. Note that `:- module(modulename, exports)` is equivalent to `:- module(modulename, exports, [default])` If you do not want these predicates/features loaded for a given file (in order to make the executable smaller) you can ask for this explicitly using `:- module(modulename, exports, [])` or in a user file `:- use_package([])`.

- **Imports:**

- *System library modules:*

`aggregates, dynamic, read, write, operators, iso_byte_char, iso_misc, format, lists, sort, between, compiler/compiler, system, prolog_sys, dec10_io, old_database, ttyout.`

- *Packages:*

`prelude, nonpure, assertions.`

41.2 Documentation on exports (default_predicates)

op/3: (UNDOC_REEXPORT)

Imported from `operators` (see the corresponding documentation for details).

current_op/3: (UNDOC_REEXPORT)

Imported from `operators` (see the corresponding documentation for details).

append/3: (UNDOC_REEXPORT)

Imported from `lists` (see the corresponding documentation for details).

delete/3: (UNDOC_REEXPORT)

Imported from `lists` (see the corresponding documentation for details).

select/3: (UNDOC_REEXPORT)
Imported from `lists` (see the corresponding documentation for details).

nth/3: (UNDOC_REEXPORT)
Imported from `lists` (see the corresponding documentation for details).

last/2: (UNDOC_REEXPORT)
Imported from `lists` (see the corresponding documentation for details).

reverse/2: (UNDOC_REEXPORT)
Imported from `lists` (see the corresponding documentation for details).

length/2: (UNDOC_REEXPORT)
Imported from `lists` (see the corresponding documentation for details).

use_module/1: (UNDOC_REEXPORT)
Imported from `compiler` (see the corresponding documentation for details).

use_module/2: (UNDOC_REEXPORT)
Imported from `compiler` (see the corresponding documentation for details).

ensure_loaded/1: (UNDOC_REEXPORT)
Imported from `compiler` (see the corresponding documentation for details).

~/2: (UNDOC_REEXPORT)
Imported from `aggregates` (see the corresponding documentation for details).

findnsols/5: (UNDOC_REEXPORT)
Imported from `aggregates` (see the corresponding documentation for details).

findnsols/4: (UNDOC_REEXPORT)
Imported from `aggregates` (see the corresponding documentation for details).

findall/4: (UNDOC_REEXPORT)
Imported from `aggregates` (see the corresponding documentation for details).

findall/3: (UNDOC_REEXPORT)
Imported from `aggregates` (see the corresponding documentation for details).

bagof/3: (UNDOC_REEXPORT)
Imported from `aggregates` (see the corresponding documentation for details).

setof/3: (UNDOC_REEXPORT)
Imported from `aggregates` (see the corresponding documentation for details).

wellformed_body/3: (UNDOC_REEXPORT)
Imported from `dynamic` (see the corresponding documentation for details).

data/1: (UNDOC_REEXPORT)
Imported from `dynamic` (see the corresponding documentation for details).

dynamic/1: (UNDOC_REEXPORT)
Imported from `dynamic` (see the corresponding documentation for details).

current_predicate/2: (UNDOC_REEXPORT)
Imported from `dynamic` (see the corresponding documentation for details).

current_predicate/1: (UNDOC_REEXPORT)
Imported from `dynamic` (see the corresponding documentation for details).

clause/3: (UNDOC_REEXPORT)
Imported from `dynamic` (see the corresponding documentation for details).

clause/2: (UNDOC_REEXPORT)
Imported from `dynamic` (see the corresponding documentation for details).

abolish/1: (UNDOC_REEXPORT)
Imported from `dynamic` (see the corresponding documentation for details).

retractall/1: (UNDOC_REEXPORT)
Imported from `dynamic` (see the corresponding documentation for details).

retract/1: (UNDOC_REEXPORT)
Imported from `dynamic` (see the corresponding documentation for details).

assert/2: (UNDOC_REEXPORT)
Imported from `dynamic` (see the corresponding documentation for details).

assert/1: (UNDOC_REEXPORT)
Imported from `dynamic` (see the corresponding documentation for details).

assertz/2: (UNDOC_REEXPORT)
Imported from `dynamic` (see the corresponding documentation for details).

assertz/1: (UNDOC_REEXPORT)
Imported from `dynamic` (see the corresponding documentation for details).

asserta/2: (UNDOC_REEXPORT)
Imported from `dynamic` (see the corresponding documentation for details).

asserta/1: (UNDOC_REEXPORT)
Imported from `dynamic` (see the corresponding documentation for details).

read_option/1: (UNDOC_REEXPORT)
Imported from `read` (see the corresponding documentation for details).

second_prompt/2: (UNDOC_REEXPORT)
Imported from `read` (see the corresponding documentation for details).

read_top_level/3: (UNDOC_REEXPORT)
Imported from `read` (see the corresponding documentation for details).

read_term/3: (UNDOC_REEXPORT)
Imported from `read` (see the corresponding documentation for details).

read_term/2: (UNDOC_REEXPORT)
Imported from `read` (see the corresponding documentation for details).

read/2: (UNDOC_REEXPORT)
Imported from `read` (see the corresponding documentation for details).

read/1: (UNDOC_REEXPORT)
Imported from `read` (see the corresponding documentation for details).

write_attribute/1: (UNDOC_REEXPORT)
Imported from `write` (see the corresponding documentation for details).

printable_char/1: (UNDOC_REEXPORT)
Imported from `write` (see the corresponding documentation for details).

prettyvars/1: (UNDOC_REEXPORT)
Imported from `write` (see the corresponding documentation for details).

numbervars/3: (UNDOC_REEXPORT)
Imported from `write` (see the corresponding documentation for details).

portray_clause/1: (UNDOC_REEXPORT)
Imported from `write` (see the corresponding documentation for details).

portray_clause/2: (UNDOC_REEXPORT)
Imported from `write` (see the corresponding documentation for details).

printq/1: (UNDOC_REEXPORT)
Imported from `write` (see the corresponding documentation for details).

printq/2: (UNDOC_REEXPORT)
Imported from `write` (see the corresponding documentation for details).

print/1: (UNDOC_REEXPORT)
Imported from `write` (see the corresponding documentation for details).

print/2: (UNDOC_REEXPORT)
Imported from `write` (see the corresponding documentation for details).

write_canonical/1: (UNDOC_REEXPORT)
Imported from `write` (see the corresponding documentation for details).

write_canonical/2: (UNDOC_REEXPORT)
Imported from `write` (see the corresponding documentation for details).

write_list1/1: (UNDOC_REEXPORT)
Imported from `write` (see the corresponding documentation for details).

writeq/1: (UNDOC_REEXPORT)
Imported from `write` (see the corresponding documentation for details).

writeq/2: (UNDOC_REEXPORT)
Imported from `write` (see the corresponding documentation for details).

write/1: (UNDOC_REEXPORT)
Imported from `write` (see the corresponding documentation for details).

write/2: (UNDOC_REEXPORT)
Imported from `write` (see the corresponding documentation for details).

write_option/1: (UNDOC_REEXPORT)
Imported from `write` (see the corresponding documentation for details).

write_term/2: (UNDOC_REEXPORT)
Imported from `write` (see the corresponding documentation for details).

write_term/3: (UNDOC_REEXPORT)
Imported from `write` (see the corresponding documentation for details).

put_char/2: (UNDOC_REEXPORT)
Imported from `iso_byte_char` (see the corresponding documentation for details).

put_char/1: (UNDOC_REEXPORT)
Imported from `iso_byte_char` (see the corresponding documentation for details).

peek_char/2: (UNDOC_REEXPORT)
Imported from `iso_byte_char` (see the corresponding documentation for details).

peek_char/1: (UNDOC_REEXPORT)
Imported from `iso_byte_char` (see the corresponding documentation for details).

get_char/2: (UNDOC_REEXPORT)
Imported from `iso_byte_char` (see the corresponding documentation for details).

get_char/1: (UNDOC_REEXPORT)
Imported from `iso_byte_char` (see the corresponding documentation for details).

put_byte/2: (UNDOC_REEXPORT)
Imported from `iso_byte_char` (see the corresponding documentation for details).

put_byte/1: (UNDOC_REEXPORT)
Imported from `iso_byte_char` (see the corresponding documentation for details).

peek_byte/2: (UNDOC_REEXPORT)
Imported from `iso_byte_char` (see the corresponding documentation for details).

peek_byte/1: (UNDOC_REEXPORT)
Imported from `iso_byte_char` (see the corresponding documentation for details).

get_byte/2: (UNDOC_REEXPORT)
Imported from `iso_byte_char` (see the corresponding documentation for details).

get_byte/1: (UNDOC_REEXPORT)
Imported from `iso_byte_char` (see the corresponding documentation for details).

char_codes/2: (UNDOC_REEXPORT)
Imported from `iso_byte_char` (see the corresponding documentation for details).

number_chars/2: (UNDOC_REEXPORT)
Imported from `iso_byte_char` (see the corresponding documentation for details).

atom_chars/2: (UNDOC_REEXPORT)
Imported from `iso_byte_char` (see the corresponding documentation for details).

char_code/2: (UNDOC_REEXPORT)
Imported from `iso_byte_char` (see the corresponding documentation for details).

unify_with_occurs_check/2: (UNDOC_REEXPORT)
Imported from `iso_misc` (see the corresponding documentation for details).

sub_atom/5: (UNDOC_REEXPORT)
Imported from `iso_misc` (see the corresponding documentation for details).

compound/1: (UNDOC_REEXPORT)
Imported from `iso_misc` (see the corresponding documentation for details).

once/1: (UNDOC_REEXPORT)
Imported from `iso_misc` (see the corresponding documentation for details).

format_control/1: (UNDOC_REEXPORT)
Imported from `format` (see the corresponding documentation for details).

format_to_string/3: (UNDOC_REEXPORT)
Imported from `format` (see the corresponding documentation for details).

sformat/3: (UNDOC_REEXPORT)
Imported from `format` (see the corresponding documentation for details).

format/3: (UNDOC_REEXPORT)
Imported from `format` (see the corresponding documentation for details).

format/2: (UNDOC_REEXPORT)
Imported from `format` (see the corresponding documentation for details).

keypair/1: (UNDOC_REEXPORT)
Imported from `sort` (see the corresponding documentation for details).

keylist/1: (UNDOC_REEXPORT)
Imported from `sort` (see the corresponding documentation for details).

keysort/2: (UNDOC_REEXPORT)
Imported from `sort` (see the corresponding documentation for details).

sort/2: (UNDOC_REEXPORT)
Imported from `sort` (see the corresponding documentation for details).

between/3: (UNDOC_REEXPORT)
Imported from `between` (see the corresponding documentation for details).

system_error_report/1: (UNDOC_REEXPORT)
Imported from `system` (see the corresponding documentation for details).

replace_characters/4: (UNDOC_REEXPORT)
Imported from `system` (see the corresponding documentation for details).

no_swapslash/3: (UNDOC_REEXPORT)
Imported from `system` (see the corresponding documentation for details).

cyg2win/3: (UNDOC_REEXPORT)
Imported from `system` (see the corresponding documentation for details).

winpath_c/3: (UNDOC_REEXPORT)
Imported from `system` (see the corresponding documentation for details).

winpath/3: (UNDOC_REEXPORT)
Imported from `system` (see the corresponding documentation for details).

winpath/2: (UNDOC_REEXPORT)
Imported from `system` (see the corresponding documentation for details).

using_windows/0: (UNDOC_REEXPORT)
Imported from `system` (see the corresponding documentation for details).

rename_file/2: (UNDOC_REEXPORT)
Imported from `system` (see the corresponding documentation for details).

delete_directory/1: (UNDOC_REEXPORT)
Imported from `system` (see the corresponding documentation for details).

delete_file/1: (UNDOC_REEXPORT)
Imported from `system` (see the corresponding documentation for details).

set_exec_mode/2: (UNDOC_REEXPORT)
Imported from `system` (see the corresponding documentation for details).

chmod/3: (UNDOC_REEXPORT)
Imported from `system` (see the corresponding documentation for details).

chmod/2: (UNDOC_REEXPORT)
Imported from `system` (see the corresponding documentation for details).

fmode/2: (UNDOC_REEXPORT)
Imported from `system` (see the corresponding documentation for details).

touch/1: (UNDOC_REEXPORT)
Imported from `system` (see the corresponding documentation for details).

modif_time0/2: (UNDOC_REEXPORT)
Imported from `system` (see the corresponding documentation for details).

modif_time/2: (UNDOC_REEXPORT)
Imported from `system` (see the corresponding documentation for details).

file_properties/6: (UNDOC_REEXPORT)
Imported from `system` (see the corresponding documentation for details).

file_property/2: (UNDOC_REEXPORT)
Imported from `system` (see the corresponding documentation for details).

file_exists/2: (UNDOC_REEXPORT)
Imported from `system` (see the corresponding documentation for details).

file_exists/1: (UNDOC_REEXPORT)
Imported from `system` (see the corresponding documentation for details).

mktemp_in_tmp/2: (UNDOC_REEXPORT)
Imported from `system` (see the corresponding documentation for details).

mktemp/2: (UNDOC_REEXPORT)
Imported from `system` (see the corresponding documentation for details).

directory_files/2: (UNDOC_REEXPORT)
Imported from `system` (see the corresponding documentation for details).

wait/3: (UNDOC_REEXPORT)
Imported from `system` (see the corresponding documentation for details).

exec/8: (UNDOC_REEXPORT)
Imported from `system` (see the corresponding documentation for details).

exec/3: (UNDOC_REEXPORT)
Imported from `system` (see the corresponding documentation for details).

exec/4: (UNDOC_REEXPORT)
Imported from `system` (see the corresponding documentation for details).

popen_mode/1: (UNDOC_REEXPORT)
Imported from `system` (see the corresponding documentation for details).

popen/3: (UNDOC_REEXPORT)
Imported from `system` (see the corresponding documentation for details).

system/2: (UNDOC_REEXPORT)
Imported from `system` (see the corresponding documentation for details).

system/1: (UNDOC_REEXPORT)
Imported from `system` (see the corresponding documentation for details).

shell/2: (UNDOC_REEXPORT)
Imported from `system` (see the corresponding documentation for details).

shell/1: (UNDOC_REEXPORT)
Imported from `system` (see the corresponding documentation for details).

shell/0: (UNDOC_REEXPORT)
Imported from `system` (see the corresponding documentation for details).

cd/1: (UNDOC_REEXPORT)
Imported from `system` (see the corresponding documentation for details).

working_directory/2: (UNDOC_REEXPORT)
Imported from `system` (see the corresponding documentation for details).

make_dirpath/1: (UNDOC_REEXPORT)
Imported from `system` (see the corresponding documentation for details).

make_dirpath/2: (UNDOC_REEXPORT)
Imported from `system` (see the corresponding documentation for details).

make_directory/1: (UNDOC_REEXPORT)
Imported from `system` (see the corresponding documentation for details).

make_directory/2: (UNDOC_REEXPORT)
Imported from `system` (see the corresponding documentation for details).

umask/2: (UNDOC_REEXPORT)
Imported from `system` (see the corresponding documentation for details).

current_executable/1: (UNDOC_REEXPORT)
Imported from `system` (see the corresponding documentation for details).

current_host/1: (UNDOC_REEXPORT)
Imported from `system` (see the corresponding documentation for details).

get_address/2: (UNDOC_REEXPORT)
Imported from `system` (see the corresponding documentation for details).

get_tmp_dir/1: (UNDOC_REEXPORT)
Imported from `system` (see the corresponding documentation for details).

get_grnam/1: (UNDOC_REEXPORT)
Imported from `system` (see the corresponding documentation for details).

get_pwnam/1: (UNDOC_REEXPORT)
Imported from `system` (see the corresponding documentation for details).

get_gid/1: (UNDOC_REEXPORT)
Imported from `system` (see the corresponding documentation for details).

get_uid/1: (UNDOC_REEXPORT)
Imported from `system` (see the corresponding documentation for details).

get_pid/1: (UNDOC_REEXPORT)
Imported from `system` (see the corresponding documentation for details).

file_dir_name/3: (UNDOC_REEXPORT)
Imported from `system` (see the corresponding documentation for details).

extract_paths/2: (UNDOC_REEXPORT)
Imported from `system` (see the corresponding documentation for details).

dir_path/2: (UNDOC_REEXPORT)
Imported from `system` (see the corresponding documentation for details).

copy_file/3: (UNDOC_REEXPORT)
Imported from `system` (see the corresponding documentation for details).

copy_file/2: (UNDOC_REEXPORT)
Imported from `system` (see the corresponding documentation for details).

c_errno/1: (UNDOC_REEXPORT)
Imported from `system` (see the corresponding documentation for details).

del_env/1: (UNDOC_REEXPORT)
Imported from `system` (see the corresponding documentation for details).

set_env/2: (UNDOC_REEXPORT)
Imported from `system` (see the corresponding documentation for details).

current_env/2: (UNDOC_REEXPORT)
Imported from `system` (see the corresponding documentation for details).

setenvstr/2: (UNDOC_REEXPORT)
Imported from `system` (see the corresponding documentation for details).

getenvstr/2: (UNDOC_REEXPORT)
Imported from `system` (see the corresponding documentation for details).

datetime_struct/1: (UNDOC_REEXPORT)
Imported from `system` (see the corresponding documentation for details).

datetime/9: (UNDOC_REEXPORT)
Imported from `system` (see the corresponding documentation for details).

datetime/1: (UNDOC_REEXPORT)
Imported from `system` (see the corresponding documentation for details).

time/1: (UNDOC_REEXPORT)
Imported from `system` (see the corresponding documentation for details).

pause/1: (UNDOC_REEXPORT)
Imported from `system` (see the corresponding documentation for details).

current_heap_limit/1: (UNDOC_REEXPORT)
Imported from `prolog_sys` (see the corresponding documentation for details).

set_heap_limit/1: (UNDOC_REEXPORT)
Imported from `prolog_sys` (see the corresponding documentation for details).

garbage_collect/0: (UNDOC_REEXPORT)
Imported from `prolog_sys` (see the corresponding documentation for details).

current_atom/1: (UNDOC_REEXPORT)
Imported from `prolog_sys` (see the corresponding documentation for details).

predicate_property/3: (UNDOC_REEXPORT)
Imported from `prolog_sys` (see the corresponding documentation for details).

predicate_property/2: (UNDOC_REEXPORT)
Imported from `prolog_sys` (see the corresponding documentation for details).

time_option/1: (UNDOC_REEXPORT)
Imported from `prolog_sys` (see the corresponding documentation for details).

tick_option/1: (UNDOC_REEXPORT)
Imported from `prolog_sys` (see the corresponding documentation for details).

clockfreq_option/1: (UNDOC_REEXPORT)
Imported from `prolog_sys` (see the corresponding documentation for details).

memory_option/1: (UNDOC_REEXPORT)
Imported from `prolog_sys` (see the corresponding documentation for details).

garbage_collection_option/1: (UNDOC_REEXPORT)
Imported from `prolog_sys` (see the corresponding documentation for details).

symbol_option/1: (UNDOC_REEXPORT)
Imported from `prolog_sys` (see the corresponding documentation for details).

time_result/1: (UNDOC_REEXPORT)
Imported from `prolog_sys` (see the corresponding documentation for details).

memory_result/1: (UNDOC_REEXPORT)
Imported from `prolog_sys` (see the corresponding documentation for details).

gc_result/1: (UNDOC_REEXPORT)
Imported from `prolog_sys` (see the corresponding documentation for details).

symbol_result/1: (UNDOC_REEXPORT)
Imported from `prolog_sys` (see the corresponding documentation for details).

new_atom/1: (UNDOC_REEXPORT)
Imported from `prolog_sys` (see the corresponding documentation for details).

tick_result/1: (UNDOC_REEXPORT)
Imported from `prolog_sys` (see the corresponding documentation for details).

clockfreq_result/1: (UNDOC_REEXPORT)
Imported from `prolog_sys` (see the corresponding documentation for details).

statistics/2: (UNDOC_REEXPORT)
Imported from `prolog_sys` (see the corresponding documentation for details).

statistics/0: (UNDOC_REEXPORT)
Imported from `prolog_sys` (see the corresponding documentation for details).

close_file/1: (UNDOC_REEXPORT)
Imported from `dec10_io` (see the corresponding documentation for details).

told/0: (UNDOC_REEXPORT)
Imported from `dec10_io` (see the corresponding documentation for details).

telling/1: (UNDOC_REEXPORT)
Imported from `dec10_io` (see the corresponding documentation for details).

tell/1: (UNDOC_REEXPORT)
Imported from `dec10_io` (see the corresponding documentation for details).

seen/0: (UNDOC_REEXPORT)
Imported from `dec10_io` (see the corresponding documentation for details).

seeing/1: (UNDOC_REEXPORT)
Imported from `dec10_io` (see the corresponding documentation for details).

see/1: (UNDOC_REEXPORT)
Imported from `dec10_io` (see the corresponding documentation for details).

current_key/2: (UNDOC_REEXPORT)
Imported from `old_database` (see the corresponding documentation for details).

recorded/3: (UNDOC_REEXPORT)
Imported from `old_database` (see the corresponding documentation for details).

recordz/3: (UNDOC_REEXPORT)
Imported from `old_database` (see the corresponding documentation for details).

recorda/3: (UNDOC_REEXPORT)
Imported from `old_database` (see the corresponding documentation for details).

ttysdisplay_string/1: (UNDOC_REEXPORT)
Imported from `ttyout` (see the corresponding documentation for details).

ttyskipeol/0: (UNDOC_REEXPORT)
Imported from `ttyout` (see the corresponding documentation for details).

ttysdisplayq/1: (UNDOC_REEXPORT)
Imported from `ttyout` (see the corresponding documentation for details).

ttysdisplay/1: (UNDOC_REEXPORT)
Imported from `ttyout` (see the corresponding documentation for details).

ttyflush/0: (UNDOC_REEXPORT)
Imported from `ttyout` (see the corresponding documentation for details).

ttytab/1: (UNDOC_REEXPORT)
Imported from `ttyout` (see the corresponding documentation for details).

ttyskip/1: (UNDOC_REEXPORT)
Imported from `ttyout` (see the corresponding documentation for details).

ttyput/1: (UNDOC_REEXPORT)
Imported from `ttyout` (see the corresponding documentation for details).

ttynl/0: (UNDOC_REEXPORT)
Imported from `ttyout` (see the corresponding documentation for details).

ttyget1/1: (UNDOC_REEXPORT)
Imported from `ttyout` (see the corresponding documentation for details).

ttyget/1: (UNDOC_REEXPORT)
Imported from `ttyout` (see the corresponding documentation for details).

PART III - ISO-Prolog library (*iso*)

Author(s): The CLIP Group.

This part documents the *iso* package which provides to Ciao programs (most of) the ISO-Prolog functionality, including the *ISO-Prolog builtins* not covered by the basic library.

42 ISO-Prolog package

Author(s): The CLIP Group.

This library package allows the use of the ISO-Prolog predicates in Ciao programs. The compatibility is not at 100% yet.

42.1 Usage and interface (`iso_doc`)

- **Library usage:**
 - `:- use_package(iso).`
 - or
 - `:- module(...,[iso]).`
- **New operators defined:**
 - `-->/2 [1200,xfx], |/2 [1100,xfy].`
- **Imports:**
 - *System library modules:*
 - `aggregates, dynamic, iso_misc, iso_byte_char, iso_incomplete, operators, read, write, terms_check, terms_vars, cyclic_terms.`
 - *Packages:*
 - `prelude, nonpure, assertions, dcg.`

43 All solutions predicates

Author(s): Richard A. O’Keefe (first version), David H.D. Warren (first version), Mats Carlsson (changes), Daniel Cabeza, Manuel Hermenegildo.

This module implements the standard solution aggregation predicates.

When there are many solutions to a problem, and when all those solutions are required to be collected together, this can be achieved by repeatedly backtracking and gradually building up a list of the solutions. The following built-in predicates are provided to automate this process.

43.1 Usage and interface (aggregates)

- **Library usage:**
`:- use_module(library(aggregates)).`
- **Exports:**
 - *Predicates:*
`setof/3, bagof/3, findall/3, findall/4, findnsols/4, findnsols/5, ^/2.`
- **Imports:**
 - *System library modules:*
`assertions/native_props, sort, lists.`
 - *Packages:*
`prelude, nonpure, assertions, nortchecks, isomodes, nativeprops, hiord.`

43.2 Documentation on exports (aggregates)

setof/3:

PREDICATE

```
setof(Template, Generator, Set)
```

Finds the **Set** of instances of the **Template** satisfying **Generator**. The set is in ascending order (see Chapter 26 [Comparing terms], page 165 for a definition of this order) without duplicates, and is non-empty. If there are no solutions, **setof** fails. **setof** may succeed in more than one way, binding free variables in **Generator** to different values. This can be avoided by using existential quantifiers on the free variables in front of **Generator**, using `^/2`. For example, given the clauses:

```
father(bill, tom).
father(bill, ann).
father(bill, john).
father(harry, july).
father(harry, daniel).
```

The following query produces two alternative solutions via backtracking:

```
?- setof(X, father(F, X), Sons).
```

```
F = bill,
Sons = [ann, john, tom] ? ;
```

```
F = harry,
Sons = [daniel, july] ? ;
```

no
?-

Usage:

◻ ISO ◻

- *Call and exit should be compatible with:*
Set is a list. (basic_props:list/1)
- *The following properties should hold at call time:*
Template is any term. (basic_props:term/1)
Generator is a term which represents a goal, i.e., an atom or a structure. (basic_props:callable/1)
- *The following properties should hold upon exit:*
Template is any term. (basic_props:term/1)
Set is a list. (basic_props:list/1)
- *The following properties should hold globally:*
Template is not further instantiated. (basic_props:not_further_inst/2)

Meta-predicate with arguments: `setof(?,goal,?)`.

General properties:

True: `setof(X,Y,Z)`

- *The following properties hold globally:*
This predicate is understood natively by CiaoPP as `findall(X,Y,Z)`. (basic_props:native/2)

bagof/3:

PREDICATE

`bagof(Template,Generator,Bag)`

Finds all the instances of the **Template** produced by the **Generator**, and returns them in the **Bag** in the order in which they were found. If the **Generator** contains free variables which are not bound in the **Template**, it assumes that this is like any other Prolog question and that you want bindings for those variables. This can be avoided by using existential quantifiers on the free variables in front of the **Generator**, using `^/2`.

Usage:

◻ ISO ◻

- *Call and exit should be compatible with:*
Bag is a list. (basic_props:list/1)
- *The following properties should hold at call time:*
Template is any term. (basic_props:term/1)
Generator is a term which represents a goal, i.e., an atom or a structure. (basic_props:callable/1)
- *The following properties should hold upon exit:*
Template is any term. (basic_props:term/1)
Bag is a list. (basic_props:list/1)
- *The following properties should hold globally:*
Template is not further instantiated. (basic_props:not_further_inst/2)

Meta-predicate with arguments: `bagof(?,goal,?)`.

General properties:

True: `bagof(X,Y,Z)`

- *The following properties hold globally:*
This predicate is understood natively by CiaoPP as `findall(X,Y,Z)`. (basic_props:native/2)

findall/3:

PREDICATE

`findall(Template,Generator,List)`

A special case of `bagof`, where all free variables in the `Generator` are taken to be existentially quantified. Faster than the other aggregation predicates.

(True) Usage:

◻ ISO ◻

- *Calls should, and exit will be compatible with:*
`List` is a list. (basic_props:list/1)
- *The following properties should hold at call time:*
`Template` is any term. (basic_props:term/1)
`Generator` is a term which represents a goal, i.e., an atom or a structure. (basic_props:callable/1)
- *The following properties hold upon exit:*
`Template` is any term. (basic_props:term/1)
`List` is a list. (basic_props:list/1)
- *The following properties hold globally:*
`Template` is not further instantiated. (basic_props:not_further_inst/2)
This predicate is understood natively by CiaoPP. (basic_props:native/1)
All the calls of the form `findall(Template,Generator,List)` do not fail. (native_props:not_fails/1)
All calls of the form `findall(Template,Generator,List)` are deterministic. (native_props:is_det/1)

Meta-predicate with arguments: `findall(?,goal,?)`.

findall/4:

PREDICATE

Usage:

As `findall/3`, but returning in `Tail` the tail of `List` (`findall(Template, Generator, List, Tail)`).

- *Call and exit should be compatible with:*
`Arg3` is any term. (basic_props:term/1)
`Arg4` is any term. (basic_props:term/1)
- *The following properties should hold at call time:*
`Arg1` is any term. (basic_props:term/1)
`Arg2` is a term which represents a goal, i.e., an atom or a structure. (basic_props:callable/1)
- *The following properties should hold upon exit:*
`Arg1` is any term. (basic_props:term/1)
`Arg3` is any term. (basic_props:term/1)
`Arg4` is any term. (basic_props:term/1)
- *The following properties should hold globally:*
`Arg1` is not further instantiated. (basic_props:not_further_inst/2)

Meta-predicate with arguments: `findall(?,goal,?,?,?)`.

findnsols/4:

PREDICATE

`findnsols(N,Template,Generator,List)`

As `findall/3`, but generating at most `N` solutions of `Generator`. Thus, the length of `List` will not be greater than `N`. If `N=<0`, returns directly an empty list. This predicate is especially useful if `Generator` may have an infinite number of solutions.

Usage:

- *Call and exit should be compatible with:*
 - `List` is a list. (basic_props:list/1)
- *The following properties should hold at call time:*
 - `N` is an integer. (basic_props:int/1)
 - `Template` is any term. (basic_props:term/1)
 - `Generator` is a term which represents a goal, i.e., an atom or a structure. (basic_props:callable/1)
- *The following properties should hold upon exit:*
 - `Template` is any term. (basic_props:term/1)
 - `List` is a list. (basic_props:list/1)
- *The following properties should hold globally:*
 - `Template` is not further instantiated. (basic_props:not_further_inst/2)

Meta-predicate with arguments: `findnsols(?,?,goal,?)`.

findnsols/5:

PREDICATE

`findnsols(N,Template,Generator,List,Tail)`

As `findnsols/4`, but returning in `Tail` the tail of `List`.

Usage:

- *The following properties should hold at call time:*
 - `N` is an integer. (basic_props:int/1)
 - `Template` is any term. (basic_props:term/1)
 - `Generator` is a term which represents a goal, i.e., an atom or a structure. (basic_props:callable/1)
- *The following properties should hold upon exit:*
 - `Template` is any term. (basic_props:term/1)
- *The following properties should hold globally:*
 - `Template` is not further instantiated. (basic_props:not_further_inst/2)

Meta-predicate with arguments: `findnsols(?,?,goal,?,?)`.

~/2:

PREDICATE

Usage: X^P

Existential quantification: `X` is existentially quantified in `P`. E.g., in $A^p(A,B)$, `A` is existentially quantified. Used only within aggregation predicates. In all other contexts, simply, execute the procedure call `P`.

- *The following properties should hold at call time:*
 - `X` is a free variable. (term_typing:var/1)
 - `P` is a term which represents a goal, i.e., an atom or a structure. (basic_props:callable/1)

Meta-predicate with arguments: $(?)^{\wedge}\text{goal}$.

General properties:

True: $_X^{\wedge}Y$

– *The following properties hold globally:*

This predicate is understood natively by CiaoPP as `call(Y)`. (`basic_props:native/2`)

43.3 Known bugs and planned improvements (aggregates)

- Run-time checks have been reported not to work with this code. That means that either the assertions here, or the code that implements the run-time checks are erroneous.

44 Dynamic predicates

Author(s): Daniel Cabeza, The CLIP Group.

The package `dynamic_clauses` provides the `assert/retract` family of predicates to manipulate dynamic predicates.

The defined predicates allow modification of the program as it is actually running. Clauses can be added to the program (*asserted*) or removed from the program (*retracted*), as well as inspected. Note that in Ciao only the dynamic predicates of the current module (or accessible dynamic multifile predicates) can be accessed and modified. This limits the bad impact to global analysis of this dynamic modification of the program. Thus, if dynamic predicates are exported, to be able to inspect or modify them externally some accessing predicates need to be implemented and exported alongside.

For the inspecting/manipulating predicates, the argument which corresponds to the clause head must be instantiated to an atom or a compound term. The argument corresponding to the clause must be instantiated either to a term `Head :- Body` or, if the body part is empty, to `Head`. An empty body part is represented as `true`.

Note that using this library is very detrimental to global analysis, and that for most uses the predicates listed in Chapter 33 [Fast/concurrent update of facts], page 219 suffice.

44.1 Usage and interface (`dynamic_rt`)

- **Library usage:**

To be able to handle dynamic predicates in a module, load the library package `dynamic_clauses`, either by putting it in the package list of the module or using the `use_package/1` directive. Do not load directly the `dynamic_rt` module.

- **Exports:**

- *Predicates:*

`asserta/1`, `asserta/2`, `assertz/1`, `assertz/2`, `assert/1`, `assert/2`, `retract/1`, `retractall/1`, `abolish/1`, `clause/2`, `mfclause/2`, `current_predicate/1`, `current_predicate/2`, `dynamic/1`, `data/1`, `wellformed_body/3`.

- *Multifiles:*

`do_on_abolish/1`.

- **Imports:**

- *System library modules:*

`prolog_sys`, `iso_misc`.

- *Packages:*

`prelude`, `nonpure`, `assertions`, `isomodes`, `regtypes`.

44.2 Documentation on exports (`dynamic_rt`)

`asserta/1`:

Usage: `asserta(Clause)`

PREDICATE

◉ ISO ◉

The current instance of `Clause` is interpreted as a clause and is added to the current program. The predicate concerned must be dynamic. The new clause becomes the *first* clause for the predicate concerned. Any uninstantiated variables in `Clause` will be replaced by new private variables.

- *The following properties should hold at call time:*
Clause is currently a term which is not a free variable. (term_typing:nonvar/1)
Clause is a well-formed clause (dynamic_rt:clause/1)
- *The following properties should hold globally:*
This predicate is understood natively by CiaoPP. (basic_props:native/1)

asserta/2:

PREDICATE

Usage: `asserta(Clause,Ref)`Like `asserta/1`. `Ref` is a unique identifier of the asserted clause.

- *The following properties should hold at call time:*
Clause is currently a term which is not a free variable. (term_typing:nonvar/1)
Ref is a free variable. (term_typing:var/1)
Clause is a well-formed clause (dynamic_rt:clause/1)
- *The following properties should hold globally:*
This predicate is understood natively by CiaoPP. (basic_props:native/1)

assertz/1:

PREDICATE

Usage: `assertz(Clause)`

◀ ● ISO ● ▶

Like `asserta/1`, except that the new clause becomes the *last* clause for the predicate concerned.

- *The following properties should hold at call time:*
Clause is currently a term which is not a free variable. (term_typing:nonvar/1)
Clause is a well-formed clause (dynamic_rt:clause/1)
- *The following properties should hold globally:*
This predicate is understood natively by CiaoPP. (basic_props:native/1)

assertz/2:

PREDICATE

Usage: `assertz(Clause,Ref)`Like `assertz/1`. `Ref` is a unique identifier of the asserted clause.

- *The following properties should hold at call time:*
Clause is currently a term which is not a free variable. (term_typing:nonvar/1)
Ref is a free variable. (term_typing:var/1)
Clause is a well-formed clause (dynamic_rt:clause/1)
- *The following properties should hold globally:*
This predicate is understood natively by CiaoPP. (basic_props:native/1)

assert/1:

PREDICATE

Usage: `assert(Clause)`Identical to `assertz/1`. Included for compatibility.

- *The following properties should hold at call time:*
Clause is currently a term which is not a free variable. (term_typing:nonvar/1)
Clause is a well-formed clause (dynamic_rt:clause/1)
- *The following properties should hold globally:*
This predicate is understood natively by CiaoPP. (basic_props:native/1)

assert/2: PREDICATE**Usage:** `assert(Clause,Ref)`Identical to `assertz/2`. Included for compatibility.

- *The following properties should hold at call time:*
Clause is currently a term which is not a free variable. (term_typing:nonvar/1)
Ref is a free variable. (term_typing:var/1)
Clause is a well-formed clause (dynamic_rt:clause/1)
- *The following properties should hold globally:*
This predicate is understood natively by CiaoPP. (basic_props:native/1)

retract/1: PREDICATE**Usage:** `retract(Clause)`

◀ ISO ▶

The first clause in the program that matches `Clause` is erased. The predicate concerned must be dynamic.

The predicate `retract/1` may be used in a non-determinate fashion, i.e., it will successively retract clauses matching the argument through backtracking. If reactivated by backtracking, invocations of the predicate whose clauses are being retracted will proceed unaffected by the retracts. This is also true for invocations of `clause` for the same predicate. The space occupied by a retracted clause will be recovered when instances of the clause are no longer in use.

- *The following properties should hold at call time:*
Clause is currently a term which is not a free variable. (term_typing:nonvar/1)
Clause is a well-formed clause (dynamic_rt:clause/1)
- *The following properties should hold globally:*
This predicate is understood natively by CiaoPP. (basic_props:native/1)

retractall/1: PREDICATE**Usage:** `retractall(Head)`Erase all clauses whose head matches `Head`, where `Head` must be instantiated to an atom or a compound term. The predicate concerned must be dynamic. The predicate definition is retained.

- *The following properties should hold at call time:*
Head is currently a term which is not a free variable. (term_typing:nonvar/1)
Head is a term which represents a goal, i.e., an atom or a structure. (basic_props:callable/1)
- *The following properties should hold globally:*
This predicate is understood natively by CiaoPP. (basic_props:native/1)

abolish/1:

PREDICATE

Usage: abolish(*Spec*)

◻ ISO ◻

Erase all clauses of the predicate specified by the predicate *spec* *Spec*. The predicate definition itself is also erased (the predicate is deemed undefined after execution of the *abolish*). The predicates concerned must all be user defined.

- *The following properties should hold at call time:*

Spec is currently a term which is not a free variable. (term_typing:nonvar/1)

Spec is a Name/Arity structure denoting a predicate name:

```
predname(P/A) :-
    atm(P),
    nnegint(A).
```

(basic_props:predname/1)

- *The following properties should hold globally:*

This predicate is understood natively by CiaoPP. (basic_props:native/1)

Meta-predicate with arguments: abolish(*spec*).

clause/2:

PREDICATE

Usage: clause(*Head*,*Body*)

◻ ISO ◻

The clause '*Head* :- *Body*' exists in the current module. The predicate concerned must be dynamic.

- *The following properties should hold at call time:*

Head is currently a term which is not a free variable. (term_typing:nonvar/1)

Head is a term which represents a goal, i.e., an atom or a structure. (basic_props:callable/1)

- *The following properties should hold upon exit:*

Body is a clause body (dynamic_rt:body/1)

- *The following properties should hold globally:*

This predicate is understood natively by CiaoPP. (basic_props:native/1)

mfclause/2:

PREDICATE

Usage: mfclause(*Head*,*Body*)

◻ ISO ◻

There is a clause '*Head* :- *Body*' of a dynamic multifile predicate accessible from this module.

- *The following properties should hold at call time:*

Head is currently a term which is not a free variable. (term_typing:nonvar/1)

Head is a term which represents a goal, i.e., an atom or a structure. (basic_props:callable/1)

- *The following properties should hold upon exit:*

Body is a clause body (dynamic_rt:body/1)

- *The following properties should hold globally:*

This predicate is understood natively by CiaoPP. (basic_props:native/1)

current_predicate/1: PREDICATE**Usage:** `current_predicate(Spec)`

◀ ISO ▶

A predicate in the current module is named `Spec`.

- *The following properties should hold upon exit:*

`Spec` is a Name/Arity structure denoting a predicate name:

```

predname(P/A) :-
    atm(P),
    nnegint(A).

```

(basic_props:predname/1)

- *The following properties should hold globally:*

This predicate is understood natively by CiaoPP.

(basic_props:native/1)

current_predicate/2: PREDICATE**Usage:** `current_predicate(Spec,Module)`A predicate in `Module` is named `Spec`. `Module` never is an engine module.

- *The following properties should hold upon exit:*

`Spec` is a Name/Arity structure denoting a predicate name:

```

predname(P/A) :-
    atm(P),
    nnegint(A).

```

(basic_props:predname/1)

`Module` is an internal module identifier

(system_info:internal_module_id/1)

- *The following properties should hold globally:*

This predicate is understood natively by CiaoPP.

(basic_props:native/1)

dynamic/1: PREDICATE`dynamic Spec``Spec` is of the form `F/A`. The predicate named `F` with arity `A` is made dynamic in the current module at runtime (useful for predicate names generated on-the-fly). If the predicate functor name `F` is uninstantiated, a new, unique, predicate name is generated at runtime.**Usage:** `dynamic Spec`

- *The following properties should hold at call time:*

`Spec` is currently a term which is not a free variable.

(term_typing:nonvar/1)

`Spec` is a Name/Arity structure denoting a predicate name:

```

predname(P/A) :-
    atm(P),
    nnegint(A).

```

(basic_props:predname/1)

data/1: PREDICATE`data Spec``Spec` is of the form `F/A`. The predicate named `F` with arity `A` is made data in the current module at runtime (useful for predicate names generated on-the-fly). If the predicate functor name `F` is uninstantiated, a new, unique, predicate name is generated at runtime.**Usage:** `data Spec`

- *The following properties should hold at call time:*

`Spec` is currently a term which is not a free variable. (term_typing:nonvar/1)

`Spec` is a Name/Arity structure denoting a predicate name:

```
predname(P/A) :-
    atm(P),
    nnegint(A).
```

(basic_props:predname/1)

erase/1: PREDICATE

`erase(Ref)`

Deletes the clause referenced by `Ref`, the identifier obtained by using `asserta/2` or `assertz/2`.

wellformed_body/3: PREDICATE

`wellformed_body(BodyIn, Env, BodyOut)`

`BodyIn` is a well-formed clause body. `BodyOut` is its counterpart with no single-variable meta-goals (i.e., with `call(X)` for `X`). `Env` denotes if global cuts are admissible in `BodyIn` (+ if they are, - if they are not).

44.3 Documentation on multifiles (dynamic_rt)

do_on_abolish/1: PREDICATE

`do_on_abolish(Head)`

A hook predicate which will be called when the definition of the predicate of `Head` is abolished.

(Trust) Usage: `do_on_abolish(G)`

- *The following properties should hold at call time:*

`G` is a term which represents a goal, i.e., an atom or a structure. (basic_props:callable/1)

The predicate is *multifile*.

44.4 Known bugs and planned improvements (dynamic_rt)

- Package `dynamic_clauses` cannot be loaded into the shell.

45 Term input

Author(s): Daniel Cabeza (modifications and documentation, adapted from SICStus 0.6 code), Manuel Carro (modifications and documentation), Jose F. Morales (modifications for curly blocks, postfix blocks, and doccomments).

This module provides facilities to read terms in Prolog syntax. This is very convenient in many cases (and not only if you are writing a Prolog compiler), because Prolog terms are easy to write and can convey a lot of information in a human-readable fashion.

45.1 Usage and interface (read)

- **Library usage:**
`:- use_module(library(read)).`
- **Exports:**
 - *Predicates:*
`read/1, read/2, read_term/2, read_term/3, read_top_level/3, second_prompt/2.`
 - *Regular Types:*
`read_option/1.`
 - *Multifiles:*
`define_flag/3.`
- **Imports:**
 - *System library modules:*
`tokenize, operators, lists.`
 - *Packages:*
`prelude, nonpure, assertions, nortchecks, isomodes, define_flag.`

45.2 Documentation on exports (read)

read/1: PREDICATE
`read(Term)`
 Like `read(Stream,Term)` with `Stream` associated to the current input stream.
Usage: ◻ ● ISO ● ◻

- *Call and exit should be compatible with:*
`Term` is any term. (basic_props:term/1)
- *The following properties should hold upon exit:*
`Term` is any term. (basic_props:term/1)

read/2: PREDICATE
Usage: `read(Stream,Term)` ◻ ● ISO ● ◻
 The next term, delimited by a full-stop (i.e., a `.` followed by either a space or a control character), is read from `Stream` and is unified with `Term`. The syntax of the term must agree with current operator declarations. If the end of `Stream` has been reached, `Term` is

unified with the term `end_of_file`. Further calls to `read/2` for the same stream will then cause an error, unless the stream is connected to the terminal (in which case a prompt is opened on the terminal).

– *The following properties should hold at call time:*

`Stream` is currently a term which is not a free variable. (term_typing:nonvar/1)
`Stream` is an open stream. (streams_basic:stream/1)
`Term` is any term. (basic_props:term/1)

read_term/2:

PREDICATE

Usage: `read_term(Term,Options)`

◀•ISO▶

Like `read_term/3`, but reading from the current input

– *The following properties should hold at call time:*

`Options` is currently a term which is not a free variable. (term_typing:nonvar/1)
`Term` is any term. (basic_props:term/1)
`Options` is a list of `read_options`. (basic_props:list/2)

read_term/3:

PREDICATE

Usage: `read_term(Stream,Term,Options)`

◀•ISO▶

Reads a `Term` from `Stream` with the ISO-Prolog `Options`. These options can control the behavior of read term (see `read_option/1`).

– *The following properties should hold at call time:*

`Stream` is currently a term which is not a free variable. (term_typing:nonvar/1)
`Options` is currently a term which is not a free variable. (term_typing:nonvar/1)
`Stream` is an open stream. (streams_basic:stream/1)
`Term` is any term. (basic_props:term/1)
`Options` is a list of `read_options`. (basic_props:list/2)

read_top_level/3:

PREDICATE

read_top_level(Stream,Data,Variables)

Predicate used to read in the Top Level.

second_prompt/2:

PREDICATE

Usage: `second_prompt(Old,New)`

Changes the prompt (the *second prompt*, as opposed to the first one, used by the toplevel) used by `read/2` and friends to `New`, and returns the current one in `Old`.

– *The following properties should hold upon exit:*

`Old` is currently instantiated to an atom. (term_typing:atom/1)
`New` is currently instantiated to an atom. (term_typing:atom/1)

read_option/1:

REGTYPE

Usage: `read_option(Option)`Option is an allowed `read_term/[2,3]` option. These options are:

```

read_option(variables(_V)).
read_option(variable_names(_N)).
read_option(singletons(_S)).
read_option(lines(_StartLine,_EndLine)).
read_option(dictionary(_Dict)).

```

They can be used to return the singleton variables in the term, a list of variables, etc.

– *The following properties should hold upon exit:*

Option is currently instantiated to an atom. (term_typing:atom/1)

45.3 Documentation on multifiles (read)**define_flag/3:**

PREDICATE

Defines flags as follows:

```

define_flag(read_hiord,[on,off],off).
define_flag(read_curly_blocks,[on,off],off).
define_flag(read_postfix_blocks,[on,off],off).

```

(See Chapter 32 [Changing system behaviour and various flags], page 213).

If flag is `on` (it is `off` by default), a variable followed by a parenthesized lists of arguments is read as a `call/N` term, except if the variable is anonymous, in which case it is read as an anonymous predicate abstraction head. For example, `P(X)` is read as `call(P,X)` and `_(X,Y)` as `''(X,Y)`.**(Trust) Usage:** `define_flag(Flag,FlagValues,Default)`– *The following properties hold upon exit:*

Flag is an atom. (basic_props:atm/1)

Define the valid flag values (basic_props:flag_values/1)

The predicate is *multifile*.**45.4 Known bugs and planned improvements (read)**

- Run-time checks have been reported not to work with this code. That means that either the assertions here, or the code that implements the run-time checks are erroneous.
- The comma cannot be redefined as an operator, it is defined in any case as `op(1000, xfy,[','])`.

46 Term output

Author(s): Richard A. O’Keefe (original version), Mats Carlsson (changes), Daniel Cabeza (changes), Manuel Hermenegildo (changes), Manuel Carro (changes).

This library provides different predicates for term output, additional to the kernel predicates `display/1`-`display/2` and `displayq/1`-`displayq/2`. All the predicates defined in ISO-Prolog are included, plus other traditionally provided by Prolog Implementations. Output predicates are provided in two versions: one that uses the current output stream and other in which the stream is specified explicitly, as an additional first argument.

46.1 Usage and interface (`write`)

- **Library usage:**
`:- use_module(library(write)).`
- **Exports:**
 - *Predicates:*
`write_term/3, write_term/2, write/2, write/1, writeq/2, writeq/1, write_list1/1, write_canonical/2, write_canonical/1, print/2, print/1, printq/2, printq/1, portray_clause/2, portray_clause/1, numbervars/3, prettyvars/1, printable_char/1, write_attribute/1.`
 - *Properties:*
`write_option/1.`
 - *Multifiles:*
`define_flag/3, portray_attribute/2, portray/1.`
- **Imports:**
 - *System library modules:*
`assertions/native_props, operators, sort.`
 - *Packages:*
`prelude, nonpure, dcg, assertions, nortchecks, nativeprops, isomodes, define_flag.`

46.2 Documentation on exports (`write`)

`write_term/3:`

PREDICATE

Usage: `write_term(Stream,Term,OptList)`

• ISO •

Outputs the term `Term` to the stream `Stream`, with the list of write-options `OptList`. See `write_option/1` type for default options.

- *The following properties should hold at call time:*
 - `OptList` is currently a term which is not a free variable. (term_typing:nonvar/1)
 - `Stream` is an open stream. (streams_basic:stream/1)
 - `Term` is any term. (basic_props:term/1)
 - `OptList` is a list of `write_options`. (basic_props:list/2)
- *The following properties should hold globally:*
 - `Stream` is not further instantiated. (basic_props:not_further_inst/2)

write_term/2:

PREDICATE

Usage: write_term(Term,OptList)

◉ ISO ◉

Behaves like current_output(S), write_term(S,Term,OptList).

– The following properties should hold at call time:

OptList is currently a term which is not a free variable. (term_typing:nonvar/1)

Term is any term. (basic_props:term/1)

OptList is a list of write_options. (basic_props:list/2)

write_option/1:

PROPERTY

Opt is a valid write option which affects the predicate write_term/3 and similar ones.

Possible write_options are:

- **quoted(*bool*):** If *bool* is **true**, atoms and functors that can't be read back by read_term/3 are quoted, if it is **false**, each atom and functor is written as its name. Default value is **false**.
- **ignore_ops(*flag*):** If *flag* is **true**, each compound term is output in functional notation, if it is **ops**, curly bracketed notation and list notation is enabled when outputting compound terms, if it is **false**, also operator notation is enabled when outputting compound terms. Default value is **false**.
- **numbervars(*bool*):** If *bool* is **true**, a term of the form '\$VAR'(N) where N is an integer, is output as a variable name consisting of a capital letter possibly followed by an integer, a term of the form '\$VAR'(Atom) where Atom is an atom, as this atom (without quotes), and a term of the form '\$VAR'(String) where String is a character string, as the atom corresponding to this character string. See predicates numbervars/3 and prettyvars/1. If *bool* is **false** this cases are not treated in any special way. Default value is **false**.
- **portrayed(*bool*):** If *bool* is **true**, then call multifile predicates portray/1 and portray_attribute/2, to provide the user handlers for pretty printing some terms. portray_attribute/2 is called whenever an attributed variable is to be printed, portray/1 is called whenever a non-variable term is to be printed. If either call succeeds, then it is assumed that the term has been output, else it is printed as usual. If *bool* is **false**, these predicates are not called. Default value is **false**. This option is set by the toplevel when writting the final values of variables, and by the debugging package when writting the goals in the tracing messages. Thus you can vary the forms of these messages if you wish.
- **max_depth(*depth*):** *depth* is a positive integer or zero. If it is positive, it denotes the depth limit on printing compound terms. If it is zero, there is no limit. Default value is 0 (no limit).
- **priority(*prio*):** *prio* is an integer between 1 and 1200. If the term to be printed has higher priority than *prio*, it will be printed parenthesized. Default value is 1200 (no term parenthesized).

Usage: write_option(Opt)

Opt is a valid write option.

write/2:

PREDICATE

(Trust) Usage: write(Stream,Term)

◉ ISO ◉

Behaves like write_term(Stream, Term, [numbervars(true)]).

- *The following properties should hold at call time:*
 - Stream** is an open stream. (streams-basic:stream/1)
 - Term** is any term. (basic-props:term/1)
- *The following properties hold globally:*
 - Stream** is not further instantiated. (basic-props:not_further_inst/2)
 - All calls of the form `write(Stream,Term)` are deterministic. (native-props:is_det/1)

write/1: PREDICATE
(Trust) Usage: `write(Term)` ◀ ISO ▶

Behaves like `current_output(S), write(S,Term)`.

- *The following properties should hold at call time:*
 - Term** is any term. (basic-props:term/1)
- *The following properties hold globally:*
 - All calls of the form `write(Term)` are deterministic. (native-props:is_det/1)

writeq/2: PREDICATE
(Trust) Usage: `writeq(Stream,Term)` ◀ ISO ▶

Behaves like `write_term(Stream, Term, [quoted(true), numbervars(true)])`.

- *The following properties should hold at call time:*
 - Stream** is an open stream. (streams-basic:stream/1)
 - Term** is any term. (basic-props:term/1)
- *The following properties hold globally:*
 - Stream** is not further instantiated. (basic-props:not_further_inst/2)
 - All calls of the form `writeq(Stream,Term)` are deterministic. (native-props:is_det/1)

writeq/1: PREDICATE
(Trust) Usage: `writeq(Term)` ◀ ISO ▶

Behaves like `current_output(S), writeq(S,Term)`.

- *The following properties should hold at call time:*
 - Term** is any term. (basic-props:term/1)
- *The following properties hold globally:*
 - All calls of the form `writeq(Term)` are deterministic. (native-props:is_det/1)

write_list1/1: PREDICATE
Usage:

Writes a list to current output one element in each line.

- *The following properties should hold at call time:*
 - Arg1** is a list. (basic-props:list/1)

- write_canonical/2:** PREDICATE
Usage: `write_canonical(Stream,Term)` $\langle \bullet \text{ ISO } \bullet \rangle$
 Behaves like `write_term(Stream, Term, [quoted(true), ignore_ops(true)])`. The output of this predicate can always be parsed by `read_term/2` even if the term contains special characters or if operator declarations have changed.
- *The following properties should hold at call time:*
 - `Stream` is an open stream. (streams_basic:stream/1)
 - `Term` is any term. (basic_props:term/1)
 - *The following properties should hold globally:*
 - `Stream` is not further instantiated. (basic_props:not_further_inst/2)
- write_canonical/1:** PREDICATE
Usage: `write_canonical(Term)` $\langle \bullet \text{ ISO } \bullet \rangle$
 Behaves like `current_output(S), write_canonical(S,Term)`.
- *The following properties should hold at call time:*
 - `Term` is any term. (basic_props:term/1)
- print/2:** PREDICATE
Usage: `print(Stream,Term)`
 Behaves like `write_term(Stream, Term, [numbervars(true), portrayed(true)])`.
- *The following properties should hold at call time:*
 - `Stream` is an open stream. (streams_basic:stream/1)
 - `Term` is any term. (basic_props:term/1)
 - *The following properties should hold globally:*
 - `Stream` is not further instantiated. (basic_props:not_further_inst/2)
- print/1:** PREDICATE
Usage: `print(Term)`
 Behaves like `current_output(S), print(S,Term)`.
- *The following properties should hold at call time:*
 - `Term` is any term. (basic_props:term/1)
- printq/2:** PREDICATE
Usage: `printq(Stream,Term)`
 Behaves like `write_term(Stream, Term, [quoted(true), numbervars(true), portrayed(true)])`.
- *The following properties should hold at call time:*
 - `Stream` is an open stream. (streams_basic:stream/1)
 - `Term` is any term. (basic_props:term/1)
 - *The following properties should hold globally:*
 - `Stream` is not further instantiated. (basic_props:not_further_inst/2)

- printq/1:** PREDICATE
Usage: `printq(Term)`
 Behaves like `current_output(S), printq(S,Term)`.
 – *The following properties should hold at call time:*
 Term is any term. (basic_props:term/1)
- portray_clause/2:** PREDICATE
Usage: `portray_clause(Stream,Clause)`
 Outputs the clause `Clause` onto `Stream`, pretty printing its variables and using indentation, including a period at the end. This predicate is used by `listing/0`.
 – *The following properties should hold at call time:*
 `Stream` is an open stream. (streams_basic:stream/1)
 `Clause` is any term. (basic_props:term/1)
 – *The following properties should hold globally:*
 `Stream` is not further instantiated. (basic_props:not_further_inst/2)
- portray_clause/1:** PREDICATE
Usage: `portray_clause(Clause)`
 Behaves like `current_output(S), portray_clause(S,Term)`.
 – *The following properties should hold at call time:*
 `Clause` is any term. (basic_props:term/1)
- numbervars/3:** PREDICATE
Usage: `numbervars(Term,N,M)`
 Unifies each of the variables in term `Term` with a term of the form '`$VAR`' (`I`) where `I` is an integer from `N` onwards. `M` is unified with the last integer used plus 1. If the resulting term is output with a write option `numbervars(true)`, in the place of the variables in the original term will be printed a variable name consisting of a capital letter possibly followed by an integer. When `N` is 0 you will get the variable names `A, B, ..., Z, A1, B1, etc.`
 – *The following properties should hold at call time:*
 `N` is currently a term which is not a free variable. (term_typing:nonvar/1)
 `Term` is any term. (basic_props:term/1)
 `N` is an integer. (basic_props:int/1)
 `M` is any term. (basic_props:term/1)
 – *The following properties should hold upon exit:*
 `Term` is any term. (basic_props:term/1)
 `N` is an integer. (basic_props:int/1)
 `M` is an integer. (basic_props:int/1)

prettyvars/1: PREDICATE

Usage: `prettyvars(Term)`

Similar to `numbervars(Term,0,_)`, except that singleton variables in `Term` are unified with `'$VAR'('_')`, so that when the resulting term is output with a write option `numbervars(true)`, in the place of singleton variables `_` is written. This predicate is used by `portray_clause/2`.

- *The following properties should hold at call time:*

`Term` is any term.

(`basic_props:term/1`)

printable_char/1: PREDICATE

Usage: `printable_char(Char)`

`Char` is the code of a character which can be printed.

- *The following properties should hold at call time:*

`Char` is currently a term which is not a free variable.

(`term_typing:nonvar/1`)

`Char` is an integer which is a character code.

(`basic_props:character_code/1`)

write_attribute/1: PREDICATE

No further documentation available for this predicate.

46.3 Documentation on multifiles (`write`)

define_flag/3: PREDICATE

Defines flags as follows:

```
define_flag(write_strings, [on,off], off).
```

(See Chapter 32 [Changing system behaviour and various flags], page 213).

If flag is `on`, lists which may be written as strings are.

(Trust) Usage: `define_flag(Flag,FlagValues,Default)`

- *The following properties hold upon exit:*

`Flag` is an atom.

(`basic_props:atom/1`)

Define the valid flag values

(`basic_props:flag_values/1`)

The predicate is *multifile*.

portray_attribute/2: PREDICATE

Usage: `portray_attribute(Attr,Var)`

A user defined predicate. When an attributed variable `Var` is about to be printed, this predicate receives the variable and its attribute `Attr`. The predicate should either print something based on `Attr` or `Var`, or do nothing and fail. In the latter case, the default printer (`write/1`) will print the attributed variable like an unbound variable, e.g. `_673`.

- *The following properties should hold at call time:*

`Attr` is currently a term which is not a free variable.

(`term_typing:nonvar/1`)

`Var` is a free variable.

(`term_typing:var/1`)

The predicate is *multifile*.

portray/1:

PREDICATE

(Trust) Usage: portray(T)

A user defined predicate. This should either print the `Term` and succeed, or do nothing and fail. In the latter case, the default printer (`write/1`) will print the `Term`.

– *The following properties should hold at call time:*

T is any term.

(basic_props:term/1)

– *The following properties hold upon exit:*

T is any term.

(basic_props:term/1)

The predicate is *multifile*.

46.4 Known bugs and planned improvements (`write`)

- Run-time checks have been reported not to work with this code. That means that either the assertions here, or the code that implements the run-time checks are erroneous.

47 Defining operators

Author(s): Daniel Cabeza (modifications and documentation, adapted from SICStus 0.6 code), Manuel Carro (modifications and documentation).

Operators allow writing terms in a more clear way than the standard functional notation. Standard operators in Ciao are defined by this predicate (but note that the compiler itself defines more operators at compile time):

```
standard_ops :-
    op(1200,xfx,[: -]),
    op(1200,fx,[: -, ?-]),
    op(1100,xfy,[: ;]),
    op(1050,xfy,[: ->]),
    op(1000,xfy,[: ' , ']),
    op(900,fy,[: \+]),
    op(700,xfx,[: =, \=, ==, \==, @<, @>, @=<, @>=, =.., is, =:=, =\=, <, =<, >, >=]),
    op(550,xfx,[: :]),
    op(500,yfx,[: +, -, /\, \/, #]),
    op(500,fy,[: ++, --]),
    op(400,yfx,[: *, /, //, rem, mod, <<, >>]),
    op(200,fy,[: +, -, \]),
    op(200,xfx,[: **]),
    op(200,xfy,[: ^]).
```

47.1 Usage and interface (operators)

- **Library usage:**
:- use_module(library(operators)).
- **Exports:**
 - *Predicates:*
op/3,
current_op/3, current_prefixop/3, current_infixop/4, current_postfixop/3,
standard_ops/0.
- **Imports:**
 - *Packages:*
prelude, nonpure, assertions, isomodes.

47.2 Documentation on exports (operators)

op/3:

PREDICATE

op(Precedence, Type, Name)

Declares the atom Name to be an operator of the stated Type and Precedence (0 =< Precedence =< 1200). Name may also be a list of atoms in which case all of them are declared to be operators. If Precedence is 0 then the operator properties of Name (if any) are cancelled. Note that, unlike in ISO-Prolog, it is allowed to define two operators with the same name, one infix and the other postfix.

Usage:

◊ ISO ◊

- *The following properties should hold at call time:*
 - Precedence** is an integer. (basic_props:int/1)
 - Type** specifies the type and associativity of an operator. (basic_props:operator_specifier/1)
 - Name** is an atom or a list of atoms. (basic_props:atm_or_atm_list/1)
- *The following properties should hold globally:*
 - This predicate is understood natively by CiaoPP. (basic_props:native/1)

current_op/3:

PREDICATE

current_op(Precedence, Type, Op)

The atom **Op** is currently an operator of type **Type** and precedence **Precedence**. Neither **Op** nor the other arguments need be instantiated at the time of the call; i.e., this predicate can be used to generate as well as to test.

Usage:

◻ ISO ◻

- *Call and exit should be compatible with:*
 - Precedence** is an integer. (basic_props:int/1)
 - Type** specifies the type and associativity of an operator. (basic_props:operator_specifier/1)
 - Op** is an atom. (basic_props:atm/1)
- *The following properties should hold upon exit:*
 - Precedence** is an integer. (basic_props:int/1)
 - Type** specifies the type and associativity of an operator. (basic_props:operator_specifier/1)
 - Op** is an atom. (basic_props:atm/1)
- *The following properties should hold globally:*
 - This predicate is understood natively by CiaoPP. (basic_props:native/1)

current_prefixop/3:

PREDICATE

current_prefixop(Op, Less, Precedence)

Similar to **current_op/3**, but it concerns only the prefix operators. It returns **only one solution**. Not a predicate for general use.

Usage:

- *Call and exit should be compatible with:*
 - Op** is an atom. (basic_props:atm/1)
 - Less** is an integer. (basic_props:int/1)
 - Precedence** is an integer. (basic_props:int/1)
- *The following properties should hold upon exit:*
 - Op** is an atom. (basic_props:atm/1)
 - Less** is an integer. (basic_props:int/1)
 - Precedence** is an integer. (basic_props:int/1)
- *The following properties should hold globally:*
 - This predicate is understood natively by CiaoPP. (basic_props:native/1)

current_infixop/4:

PREDICATE

`current_infixop(Op,LeftLess,Prec,RightLess)`Similar to `current_op/3`, but it concerns only infix operators. It returns **only one solution**.

Not a predicate for general use.

Usage:

- *Call and exit should be compatible with:*

`Op` is an atom. (basic_props:atm/1)

`LeftLess` is an integer. (basic_props:int/1)

`Prec` is an integer. (basic_props:int/1)

`RightLess` is an integer. (basic_props:int/1)

- *The following properties should hold upon exit:*

`Op` is an atom. (basic_props:atm/1)

`LeftLess` is an integer. (basic_props:int/1)

`Prec` is an integer. (basic_props:int/1)

`RightLess` is an integer. (basic_props:int/1)

- *The following properties should hold globally:*

This predicate is understood natively by CiaoPP. (basic_props:native/1)

current_postfixop/3:

PREDICATE

`current_postfixop(Op,Less,Precedence)`Similar to `current_op/3`, but it concerns only the postfix operators. It returns **only one solution**. Not a predicate for general use.**Usage:**

- *Call and exit should be compatible with:*

`Op` is an atom. (basic_props:atm/1)

`Less` is an integer. (basic_props:int/1)

`Precedence` is an integer. (basic_props:int/1)

- *The following properties should hold upon exit:*

`Op` is an atom. (basic_props:atm/1)

`Less` is an integer. (basic_props:int/1)

`Precedence` is an integer. (basic_props:int/1)

- *The following properties should hold globally:*

This predicate is understood natively by CiaoPP. (basic_props:native/1)

standard_ops/0:

PREDICATE

No further documentation available for this predicate.

48 The Iso Byte Char module

Author(s): The CLIP Group, Daniel Cabeza, Edison Mera (documentation), Manuel Hermenegildo (minor mods).

This module provides some basic predicates according to the ISO specification of byte and char manipulation.

48.1 Usage and interface (iso_byte_char)

- **Library usage:**

```
:- use_module(library(iso_byte_char)).
```

- **Exports:**

- *Predicates:*

```
char_code/2, atom_chars/2, number_chars/2, char_codes/2, get_byte/1, get_byte/2, peek_byte/1, peek_byte/2, put_byte/1, put_byte/2, get_char/1, get_char/2, peek_char/1, peek_char/2, put_char/1, put_char/2.
```

- **Imports:**

- *Packages:*

```
prelude, nonpure, assertions, isomodes.
```

48.2 Documentation on exports (iso_byte_char)

char_code/2:

```
char_code(Char, Code)
```

Succeeds iff the character code of the one char atom `Char` is `Code`.

PREDICATE

Usage 1:

◀ ISO ▶

- *Call and exit should be compatible with:*

`Code` is an integer which is a character code. (basic_props:character_code/1)

- *The following properties should hold at call time:*

`Char` is an atom. (basic_props:atom/1)

- *The following properties should hold upon exit:*

`Code` is an integer which is a character code. (basic_props:character_code/1)

Usage 2:

◀ ISO ▶

- *The following properties should hold at call time:*

`Char` is a free variable. (term_typing:var/1)

`Code` is an integer which is a character code. (basic_props:character_code/1)

- *The following properties should hold upon exit:*

`Char` is an atom. (basic_props:atom/1)

atom_chars/2:

PREDICATE

`atom_chars(Atom,Chars)`

Succeeds iff `Chars` is a list whose elements are the one-char atoms whose names are the successive characters of the name of atom `Atom`

Usage 1:

◻ ISO ◻

- *Call and exit should be compatible with:*

`Chars` is a list of `atms`. (basic_props:list/2)

- *The following properties should hold at call time:*

`Atom` is an atom. (basic_props:atm/1)

- *The following properties should hold upon exit:*

`Chars` is a list of `atms`. (basic_props:list/2)

Usage 2:

◻ ISO ◻

- *The following properties should hold at call time:*

`Atom` is a free variable. (term_typing:var/1)

`Chars` is a list of `atms`. (basic_props:list/2)

- *The following properties should hold upon exit:*

`Atom` is an atom. (basic_props:atm/1)

number_chars/2:

PREDICATE

`number_chars(Number,Chars)`

Success iff `Chars` is a list whose elements are the one-char atoms corresponding to a character sequence of `Number` which could be output

Usage 1:

◻ ISO ◻

- *Call and exit should be compatible with:*

`Chars` is a list of `atms`. (basic_props:list/2)

- *The following properties should hold at call time:*

`Number` is a number. (basic_props:num/1)

- *The following properties should hold upon exit:*

`Chars` is a list of `atms`. (basic_props:list/2)

Usage 2:

◻ ISO ◻

- *The following properties should hold at call time:*

`Number` is a free variable. (term_typing:var/1)

`Chars` is a list of `atms`. (basic_props:list/2)

- *The following properties should hold upon exit:*

`Number` is a number. (basic_props:num/1)

char_codes/2:

PREDICATE

Usage 1:

- *Call and exit should be compatible with:*

`Arg2` is a list of `character_codes`. (basic_props:list/2)

- *The following properties should hold at call time:*

`Arg1` is a list of `atms`. (basic_props:list/2)

- *The following properties should hold upon exit:*
Arg2 is a list of `character_codes`. (basic_props:list/2)

Usage 2:

- *The following properties should hold at call time:*
Arg1 is a free variable. (term_typing:var/1)
Arg2 is a list of `character_codes`. (basic_props:list/2)
- *The following properties should hold upon exit:*
Arg1 is a list of `atms`. (basic_props:list/2)

get_byte/1:

PREDICATE

Usage:

◀ ● ISO ● ▶

Same as `get_byte/2`, but use the current input.

- *Call and exit should be compatible with:*
Arg1 is an integer. (basic_props:int/1)
- *The following properties should hold upon exit:*
Arg1 is an integer. (basic_props:int/1)

get_byte/2:

PREDICATE

`get_byte(Stream,Byte)`Is true iff `Byte` unifies with the next byte to be input from the target `Stream`.**Usage:**

◀ ● ISO ● ▶

- *Call and exit should be compatible with:*
Byte is an integer. (basic_props:int/1)
- *The following properties should hold at call time:*
Stream is an open stream. (streams_basic:stream/1)
- *The following properties should hold upon exit:*
Stream is an open stream. (streams_basic:stream/1)
Byte is an integer. (basic_props:int/1)
- *The following properties should hold globally:*
Stream is not further instantiated. (basic_props:not_further_inst/2)

peek_byte/1:

PREDICATE

Usage:

◀ ● ISO ● ▶

Same as `peek_byte/2`, but use the current input.

- *Call and exit should be compatible with:*
Arg1 is an integer. (basic_props:int/1)
- *The following properties should hold upon exit:*
Arg1 is an integer. (basic_props:int/1)

peek_byte/2:

PREDICATE

Usage:

◀ ISO ▶

Is true iff `Byte` unifies with the next byte to be input from the target `Stream`.

- *Call and exit should be compatible with:*

`Arg2` is an integer. (basic_props:int/1)

- *The following properties should hold at call time:*

`Arg1` is an open stream. (streams_basic:stream/1)

- *The following properties should hold upon exit:*

`Arg1` is an open stream. (streams_basic:stream/1)

`Arg2` is an integer. (basic_props:int/1)

- *The following properties should hold globally:*

`Arg1` is not further instantiated. (basic_props:not_further_inst/2)

put_byte/1:

PREDICATE

Usage:

◀ ISO ▶

Same as `put_byte/2`, but use the current input.

- *The following properties should hold at call time:*

`Arg1` is an integer. (basic_props:int/1)

put_byte/2:

PREDICATE

`put_byte(Stream,Byte)`

Is true. Procedurally, `putbyte/2` is executed as follows:

- Outputs the byte `Byte` to the target stream.
- Changes the stream position of the target stream to take account of the byte which has been output.
- The goal succeeds.

Usage:

◀ ISO ▶

- *The following properties should hold at call time:*

`Stream` is an open stream. (streams_basic:stream/1)

`Byte` is an integer. (basic_props:int/1)

- *The following properties should hold upon exit:*

`Stream` is an open stream. (streams_basic:stream/1)

- *The following properties should hold globally:*

`Stream` is not further instantiated. (basic_props:not_further_inst/2)

get_char/1:

PREDICATE

Usage:

◀ ISO ▶

Same as `get_char/2`, but use the current input.

- *Call and exit should be compatible with:*

`Arg1` is an atom. (basic_props:atom/1)

- *The following properties should hold upon exit:*

`Arg1` is an atom. (basic_props:atom/1)

get_char/2:

PREDICATE

`get_char(Stream,Char)`Is true iif `Char` unifies with the next character to be input from the target `Stream`.**Usage:**

◻ ISO ◻

- *Call and exit should be compatible with:*
 - `Char` is an atom. (basic_props:atm/1)
- *The following properties should hold at call time:*
 - `Stream` is an open stream. (streams_basic:stream/1)
- *The following properties should hold upon exit:*
 - `Stream` is an open stream. (streams_basic:stream/1)
 - `Char` is an atom. (basic_props:atm/1)
- *The following properties should hold globally:*
 - `Stream` is not further instantiated. (basic_props:not_further_inst/2)

peek_char/1:

PREDICATE

Usage:

◻ ISO ◻

Similar to `peek_code/1`, but using `char` instead of `code`.

- *Call and exit should be compatible with:*
 - `Arg1` is an atom. (basic_props:atm/1)
- *The following properties should hold upon exit:*
 - `Arg1` is an atom. (basic_props:atm/1)

peek_char/2:

PREDICATE

Usage:

◻ ISO ◻

Similar to `peek_code/2`, but using `char` instead of `code`.

- *Call and exit should be compatible with:*
 - `Arg2` is an atom. (basic_props:atm/1)
- *The following properties should hold at call time:*
 - `Arg1` is an open stream. (streams_basic:stream/1)
- *The following properties should hold upon exit:*
 - `Arg1` is an open stream. (streams_basic:stream/1)
 - `Arg2` is an atom. (basic_props:atm/1)
- *The following properties should hold globally:*
 - `Arg1` is not further instantiated. (basic_props:not_further_inst/2)

put_char/1:

PREDICATE

Usage:

◻ ISO ◻

Similar to `put_code/1`, but using `char` instead of `code`.

- *The following properties should hold at call time:*
 - `Arg1` is an atom. (basic_props:atm/1)

put_char/2:**Usage:**

Similar to `put_code/2`, but using `char` instead of `code`.

- *The following properties should hold at call time:*

Arg1 is an open stream.

(streams_basic:stream/1)

Arg2 is an atom.

(basic_props:atm/1)

- *The following properties should hold upon exit:*

Arg1 is an open stream.

(streams_basic:stream/1)

- *The following properties should hold globally:*

Arg1 is not further instantiated.

(basic_props:not_further_inst/2)

PREDICATE

◀•ISO•▶

49 Miscellaneous ISO Prolog predicates

Author(s): Daniel Cabeza.

This module implements some miscellaneous ISO Prolog predicates.

49.1 Usage and interface (`iso_misc`)

- **Library usage:**
`:- use_module(library(iso_misc)).`
- **Exports:**
 - *Predicates:*
`once/1, compound/1, sub_atom/5, unify_with_occurs_check/2.`
- **Imports:**
 - *System library modules:*
`between.`
 - *Packages:*
`prelude, nonpure, assertions, isomodes.`

49.2 Documentation on exports (`iso_misc`)

- once/1:** PREDICATE
`once(G)`
 Finds the first solution of goal `G` (if any). `once/1` behaves as `call/1`, except that no further solutions are explored on backtracking.
- Usage:** ◀ ISO ▶
- *The following properties should hold at call time:*
`G` is a term which represents a goal, i.e., an atom or a structure. (basic_props:callable/1)
- Meta-predicate* with arguments: `once(goal)`.
-
- compound/1:** PREDICATE
`compound(T)`
`T` is currently instantiated to a compound term.
- Usage:** ◀ ISO ▶
- *Call and exit should be compatible with:*
`T` is any term. (basic_props:term/1)
 - *The following properties should hold upon exit:*
`T` is any term. (basic_props:term/1)
`T` is a compound term. (basic_props:struct/1)

sub_atom/5:

PREDICATE

`sub_atom(Atom, Before, Length, After, Sub_atom)`

Is true iff atom `Atom` can be broken into three pieces, `AtomL`, `Sub_atom` and `AtomR` such that `Before` is the number of characters of the name of `AtomL`, `Length` is the number of characters of the name of `Sub_atom` and `After` is the number of characters of the name of `AtomR`

Usage:

◀ ISO ▶

- *Call and exit should be compatible with:*

`Before` is an integer. (basic_props:int/1)

`Length` is an integer. (basic_props:int/1)

`After` is an integer. (basic_props:int/1)

`Sub_atom` is an atom. (basic_props:atm/1)

- *The following properties should hold at call time:*

`Atom` is an atom. (basic_props:atm/1)

- *The following properties should hold upon exit:*

`Before` is an integer. (basic_props:int/1)

`Length` is an integer. (basic_props:int/1)

`After` is an integer. (basic_props:int/1)

`Sub_atom` is an atom. (basic_props:atm/1)

unify_with_occurs_check/2:

PREDICATE

`unify_with_occurs_check(X, Y)`

Attempts to compute and apply a most general unifier of the two terms `X` and `Y`. Is true iff `X` and `Y` are unifiable.

Usage:

◀ ISO ▶

- *Call and exit should be compatible with:*

`X` is any term. (basic_props:term/1)

`Y` is any term. (basic_props:term/1)

- *The following properties should hold upon exit:*

`X` is any term. (basic_props:term/1)

`Y` is any term. (basic_props:term/1)

49.3 Known bugs and planned improvements (iso_misc)

- There is a naive implementation of `compound/1`, perhaps is better to implement it as a builtin – EMM.

50 Incomplete ISO Prolog predicates

Author(s): The CLIP Group.

This module implements some ISO Prolog predicates, but that are not complete yet.

50.1 Usage and interface (`iso_incomplete`)

- **Library usage:**
`:- use_module(library(iso_incomplete)).`
- **Exports:**
 - *Predicates:*
`close/2, stream_property/2.`
- **Imports:**
 - *Packages:*
`prelude, nonpure, assertions, isomodes.`

50.2 Documentation on exports (`iso_incomplete`)

close/2: PREDICATE
Usage:

- *The following properties should hold at call time:*
`Arg1` is an open stream. (streams_basic:stream/1)
`iso_incomplete:close_options(Arg2)` (iso_incomplete:close_options/1)
- *The following properties should hold upon exit:*
`Arg1` is an open stream. (streams_basic:stream/1)
`iso_incomplete:close_options(Arg2)` (iso_incomplete:close_options/1)
- *The following properties should hold globally:*
`Arg1` is not further instantiated. (basic_props:not_further_inst/2)
`Arg2` is not further instantiated. (basic_props:not_further_inst/2)

stream_property/2: PREDICATE
Usage:

- *Call and exit should be compatible with:*
`Arg1` is an open stream. (streams_basic:stream/1)
`Arg2` is a valid stream property. (iso_incomplete:stream_prop/1)
- *The following properties should hold upon exit:*
`Arg1` is an open stream. (streams_basic:stream/1)
`Arg2` is a valid stream property. (iso_incomplete:stream_prop/1)

PART IV - Classic Prolog library (classic)

Author(s): The CLIP Group.

This part documents some Ciao libraries which provide additional predicates and functionalities that, despite not being in the ISO standard, are present in many popular Prolog systems. This includes definite clause grammars (DCGs), “Quintus-style” internal database, list processing predicates, DEC-10 Prolog-style input/output, formatted output, dynamic loading of modules, activation of operators at run-time, etc.

51 Definite Clause Grammars

Author(s): The CLIP Group.

This library package allows the use of DCGs (Definite Clause Grammars) [Col78,PW80] in a Ciao module/program.

Definite clause grammars are an extension of the well-known context-free grammars. Prolog's grammar rules provide a convenient notation for expressing definite clause grammars. A DCG rule in Prolog takes the general form

```
head --> body.
```

meaning "a possible form for `head` is `body`". Both `body` and `head` are sequences of one or more items linked by the standard Prolog conjunction operator `,`.

Note: support for `phrase/2` and `phrase/3` is offered by the `dcg/dcg_phrase` package. Those predicates may perform code translations at runtime, which in some cases is not desired feature (e.g., make precision of static analysis worse or increasing size of static executables). Thus, we separate by design the static and dynamic behaviours.

Definite clause grammars extend context-free grammars in the following ways:

1. A non-terminal symbol may be any Prolog term (other than a variable or number).
2. A terminal symbol may be any Prolog term. To distinguish terminals from non-terminals, a sequence of one or more terminal symbols is written within a grammar rule as a Prolog list. An empty sequence is written as the empty list `[]`. If the terminal symbols are ASCII character codes, such lists can be written (as elsewhere) as strings. An empty sequence is written as the empty list, `[]` or `""`.
3. Extra conditions, in the form of Prolog procedure calls, may be included in the right-hand side of a grammar rule. Such procedure calls are written enclosed in `{}` brackets.
4. The left-hand side of a grammar rule consists of a non-terminal, optionally followed by a sequence of terminals (again written as a Prolog list).
5. Alternatives may be stated explicitly in the right-hand side of a grammar rule, using the disjunction operator `;`, or, also, as traditionally in Prolog, using `|` (which is treated specially when this package is loaded).
6. The cut symbol may be included in the right-hand side of a grammar rule, as in a Prolog clause. The cut symbol does not need to be enclosed in `{}` brackets.

As an example, here is a simple grammar which parses an arithmetic expression (made up of digits and operators) and computes its value.

```
expr(Z) --> term(X), "+", expr(Y), {Z is X + Y}.
expr(Z) --> term(X), "-", expr(Y), {Z is X - Y}.
expr(X) --> term(X).

term(Z) --> number(X), "*", term(Y), {Z is X * Y}.
term(Z) --> number(X), "/", term(Y), {Z is X / Y}.
term(Z) --> number(Z).

number(C) --> "+", number(C).
number(C) --> "-", number(X), {C is -X}.
number(X) --> [C], {0'0=<C, C=<0'9, X is C - 0'0}.
```

In the last rule, `C` is the ASCII code of some digit.

The query

```
?- expr(Z, "-2+3*5+1", []).
```

will compute `Z=14`. The two extra arguments are explained below.

Now, in fact, grammar rules are merely a convenient “syntactic sugar” for ordinary Prolog clauses. Each grammar rule takes an input string, analyses some initial portion, and produces the remaining portion (possibly enlarged) as output for further analysis. The arguments required for the input and output strings are not written explicitly in a grammar rule, but the syntax implicitly defines them. We now show how to translate grammar rules into ordinary clauses by making explicit the extra arguments.

A rule such as

```
p(X) --> q(X).
```

translates into

```
p(X, S0, S) :- q(X, S0, S).
```

If there is more than one non-terminal on the right-hand side, as in

```
p(X, Y) -->
    q(X),
    r(X, Y),
    s(Y).
```

then corresponding input and output arguments are identified, as in

```
p(X, Y, S0, S) :-
    q(X, S0, S1),
    r(X, Y, S1, S2),
    r(Y, S2, S).
```

Terminals are translated using the built-in predicate 'C'/3 (this predicate is not normally useful in itself; it has been given the name 'C' simply to avoid using up a more useful name). Then, for instance

```
p(X) --> [go,to], q(X), [stop].
```

is translated by

```
p(X, S0, S) :-
    'C'(S0, go, S1),
    'C'(S1, to, S2),
    q(X, S2, S3),
    'C'(S3, stop, S).
```

Extra conditions expressed as explicit procedure calls naturally translate as themselves, e.g.

```
p(X) --> [X], {integer(X), X>0}, q(X).
```

translates to

```
p(X, S0, S) :-
    'C'(S0, X, S1),
    integer(X),
    X>0,
    q(X, S1, S).
```

Similarly, a cut is translated literally.

Terminals on the left-hand side of a rule translate into an explicit list in the output argument of the main non-terminal, e.g.

```
is(N), [not] --> [aint].
```

becomes

```
is(N, S0, [not|S]) :- 'C'(S0, aint, S).
```

Disjunction has a fairly obvious translation, e.g.

```
args(X, Y) -->
  ( dir(X), [to], indir(Y)
  ;  indir(Y), dir(X)
  ).
```

translates to

```
args(X, Y, S0, S) :-
  ( dir(X, S0, S1),
    'C'(S1, to, S2),
    indir(Y, S2, S)
  ;  indir(Y, S0, S1),
    dir(X, S1, S)
  ).
```

51.1 Usage and interface (dcg_doc)

- **Library usage:**
 - `:- use_package(dcg).`
 - or
 - `:- module(..., ..., [dcg]).`
- **Imports:**
 - *Packages:*
 - `prelude, nonpure, assertions.`

52 Phrase Support for DCGs

Author(s): Jose F. Morales, The CLIP Group.

This library extends the DCG package (`dcg`) with support for the `phrase/2` and `phrase/3` predicates.

Those predicates allow the translation and execution of arbitrary terms as DCGs goals at runtime. Those features, are not always desirable, since arbitrary code execution can negatively affect the precision of static analysis and increasing the size of static executables. This package offers a method to include runtime support for DCGs only when necessary.

52.1 Usage and interface (`dcg_phrase_doc`)

- **Library usage:**
 - `:- use_package(dcg_phrase).`
 - or
 - `:- module(..., ..., [dcg_phrase]).`
- **Imports:**
 - *Packages:*
 - `prelude, nonpure, assertions.`

52.2 Known bugs and planned improvements (`dcg_phrase_doc`)

- Runtime support could be included automatically when required. However, detecting if `phrase/2` or `phrase/3` are necessary is harder. It could be implemented just by detecting if `call/N` is visible and runtime expansions are required in the module.

53 Formatted output

Author(s): The CLIP Group.

The `format` family of predicates is due to Quintus Prolog. They act as a Prolog interface to the C `stdio` function `printf()`, allowing formatted output.

Output is formatted according to an output pattern which can have either a format control sequence or any other character, which will appear verbatim in the output. Control sequences act as place-holders for the actual terms that will be output. Thus

```
?- format("Hello ~q!",world).
```

will print `Hello world!`.

If there is only one item to print it may be supplied alone. If there are more they have to be given as a list. If there are none then an empty list should be supplied. There has to be as many items as control characters.

The character `~` introduces a control sequence. To print a `~` verbatim just repeat it:

```
?- format("Hello ~~world!", []).
```

will result in `Hello ~world!`.

A format may be spread over several lines. The control sequence `\c` followed by a `(LFD)` will translate to the empty string:

```
?- format("Hello \c
world!", []).
```

will result in `Hello world!`.

53.1 Usage and interface (`format`)

- **Library usage:**

```
:- use_module(library(format)).
```
- **Exports:**
 - *Predicates:*

```
format/2, format/3, sformat/3, format_to_string/3.
```
 - *Regular Types:*

```
format_control/1.
```
- **Imports:**
 - *System library modules:*

```
write, system, assertions/doc_props.
```
 - *Packages:*

```
prelude, nonpure, dcg, assertions, isomodes.
```

53.2 Documentation on exports (`format`)

format/2: PREDICATE

Usage: `format(Format,Arguments)`

Print **Arguments** onto current output stream according to format **Format**.

- *The following properties should hold at call time:*

Format is an atom or string describing how the arguments should be formatted. If it is an atom it will be converted into a string with `name/2`. (`format:format_control/1`)

General properties:

True: `format(C,A)`

- *The following properties hold globally:*

This predicate is understood natively by CiaoPP as `format(C,A)`. (`basic_props:native/2`)

format/3: PREDICATE

Usage: `format(Stream,Format,Arguments)`

Print **Arguments** onto **Stream** according to format **Format**.

- *The following properties should hold at call time:*

Stream is an open stream. (`streams_basic:stream/1`)

Format is an atom or string describing how the arguments should be formatted. If it is an atom it will be converted into a string with `name/2`. (`format:format_control/1`)

General properties:

True: `format(S,C,A)`

- *The following properties hold globally:*

This predicate is understood natively by CiaoPP as `format(S,C,A)`. (`basic_props:native/2`)

sformat/3: PREDICATE

Usage: `sformat(String,Format,Arguments)`

Same as `format_to_string(Format, Arguments, String)` (note the different argument order).

- *The following properties should hold at call time:*

Format is an atom or string describing how the arguments should be formatted. If it is an atom it will be converted into a string with `name/2`. (`format:format_control/1`)

- *The following properties should hold upon exit:*

String is a string (a list of character codes). (`basic_props:string/1`)

format_to_string/3: PREDICATE

Usage: `format_to_string(Format,Arguments,String)`

Print **Arguments** onto current string **String** according to format **Format**. This predicate is similar to the `format/2`, but the result is stored in a string.

- *The following properties should hold at call time:*

Format is an atom or string describing how the arguments should be formatted. If it is an atom it will be converted into a string with `name/2`. (`format:format_control/1`)

Arguments is a list. (`basic_props:list/1`)

– *The following properties should hold upon exit:*

String is a string (a list of character codes). (basic_props:string/1)

format_control/1:

REGTYPE

The general format of a control sequence is `~NC`. The character `C` determines the type of the control sequence. `N` is an optional numeric argument. An alternative form of `N` is `*`. `*` implies that the next argument in `Arguments` should be used as a numeric argument in the control sequence. Example:

```
?- format("Hello~4cworld!", [0'x]).
```

and

```
?- format("Hello~*cworld!", [4,0'x]).
```

both produce

```
Helloxxxxworld!
```

The following control sequences are available.

- `~a` The argument is an atom. The atom is printed without quoting.
- `~Nc` (Print character.) The argument is a number that will be interpreted as an ASCII code. `N` defaults to one and is interpreted as the number of times to print the character.
- `~Ne`
- `~NE`
- `~Nf`
- `~Ng`
- `~NG` (Print float). The argument is a float. The float and `N` will be passed to the `C printf()` function as

```
printf("%.Ne", Arg)
printf("%.NE", Arg)
printf("%.Nf", Arg)
printf("%.Ng", Arg)
printf("%.NG", Arg)
```

If `N` is not supplied the action defaults to

```
printf("%e", Arg)
printf("%E", Arg)
printf("%f", Arg)
printf("%g", Arg)
printf("%G", Arg)
```

- `~Nd` (Print decimal.) The argument is an integer. `N` is interpreted as the number of digits after the decimal point. If `N` is 0 or missing, no decimal point will be printed. Example:

```
?- format("Hello ~1d world!", [42]).
?- format("Hello ~d world!", [42]).
```

will print as

```
Hello 4.2 world!
Hello 42 world!
```

respectively.

- `~ND` (Print decimal.) The argument is an integer. Identical to `~Nd` except that `,` will separate groups of three digits to the left of the decimal point. Example:

- ```

?- format("Hello ~1D world!", [12345]).

```
- will print as
- ```

Hello 1,234.5 world!

```
- `~Nr` (Print radix.) The argument is an integer. `N` is interpreted as a radix. `N` should be ≥ 2 and ≤ 36 . If `N` is missing the radix defaults to 8. The letters `a-z` will denote digits larger than 9. Example:

```

?- format("Hello ~2r world!", [15]).
?- format("Hello ~16r world!", [15]).

```

will print as

```

Hello 1111 world!
Hello f world!

```

respectively.
 - `~NR` (Print radix.) The argument is an integer. Identical to `~Nr` except that the letters `A-Z` will denote digits larger than 9. Example:

```

?- format("Hello ~16R world!", [15]).

```

will print as

```

Hello F world!

```
 - `~Ns` (Print string.) The argument is a list of ASCII codes. Exactly `N` characters will be printed. `N` defaults to the length of the string. Example:

```

?- format("Hello ~4s ~4s!", ["new","world"]).
?- format("Hello ~s world!", ["new"]).

```

will print as

```

Hello new worl!
Hello new world!

```

respectively.
 - `~i` (Ignore argument.) The argument may be of any type. The argument will be ignored. Example:

```

?- format("Hello ~i~s world!", ["old","new"]).

```

will print as

```

Hello new world!

```
 - `~k` (Print canonical.) The argument may be of any type. The argument will be passed to `write_canonical/2` (Chapter 46 [Term output], page 285). Example:

```

?- format("Hello ~k world!", [[a,b,c]]).

```

will print as

```

Hello .(a,.(b,.(c,[]))) world!

```
 - `~p` (print.) The argument may be of any type. The argument will be passed to `print/2` (Chapter 46 [Term output], page 285). Example:

suposing the user has defined the predicate

```

:- multifile portray/1.
portray([X|Y]) :- print(cons(X,Y)).

```

then

```

?- format("Hello ~p world!", [[a,b,c]]).

```

will print as

```

Hello cons(a,cons(b,cons(c,[]))) world!

```
 - `~q` (Print quoted.) The argument may be of any type. The argument will be passed to `writeq/2` (Chapter 46 [Term output], page 285). Example:

```
?- format("Hello ~q world!", [['A','B']]).
```

will print as

```
Hello ['A','B'] world!
```

- `~w` (write.) The argument may be of any type. The argument will be passed to `write/2` (Chapter 46 [Term output], page 285). Example:

```
?- format("Hello ~w world!", [['A','B']]).
```

will print as

```
Hello [A,B] world!
```

- `~Nn` (Print newline.) Print `N` newlines. `N` defaults to 1. Example:

```
?- format("Hello ~n world!", []).
```

will print as

```
Hello
world!
```

- `~N` (Fresh line.) Print a newline, if not already at the beginning of a line.
- `~~` (Print tilde.) Prints `~`

The following control sequences are also available for compatibility, but do not perform any useful functions.

- `~N|` (Set tab.) Set a tab stop at position `N`, where `N` defaults to the current position, and advance the current position there.
- `~N+` (Advance tab.) Set a tab stop at `N` positions past the current position, where `N` defaults to 8, and advance the current position there.
- `~Nt` (Set fill character.) Set the fill character to be used in the next position movement to `N`, where `N` defaults to `␣`.

Usage: `format_control(C)`

`C` is an atom or string describing how the arguments should be formatted. If it is an atom it will be converted into a string with `name/2`.

– *The following properties should hold globally:*

Documentation is still incomplete: `format_control(C)` may not conform the functionality documented. (doc_props:doc_incomplete/1)

53.3 Known bugs and planned improvements (format)

- `format_to_string/3` is extremely slow in its current implementation. If possible, it writes the output to an intermediate file, reads the string, and removes the file. This is not very fast. In case there are no permissions, writing is attempted through an internal pipe, which may hang if the string is too long (this is O.S. dependant).

Until *strings as streams* are implemented in Ciao, please consider (the incomplete) `format_to_string`.

54 List processing

Author(s): The CLIP Group.

This module provides a set of predicates for list processing.

54.1 Usage and interface (lists)

- **Library usage:**

```
:- use_module(library(lists)).
```

- **Exports:**

- *Predicates:*

```
nonsingle/1, append/3, reverse/2, reverse/3, delete/3, delete_non_ground/3,
select/3, length/2, nth/3, add_after/4, add_before/4, dlist/3, list_concat/2,
list_insert/2, insert_last/3, contains_ro/2, contains1/2, nocontainsx/2,
last/2, list_lookup/3, list_lookup/4, intset_insert/3, intset_delete/3,
intset_in/2, intset_sequence/3, intersection/3, union/3, difference/3,
equal_lists/2, list_to_list_of_lists/2, powerset/2, cross_product/2,
sequence_to_list/2.
```

- *Properties:*

```
list1/2, sublist/2, subordlist/2.
```

- *Regular Types:*

```
list_of_lists/1.
```

- **Imports:**

- *System library modules:*

```
assertions/native_props.
```

- *Packages:*

```
prelude, nonpure, assertions, isomodes, metatypes, hiord, nativeprops.
```

54.2 Documentation on exports (lists)

nonsingle/1:

PREDICATE

Usage: nonsingle(X)

X is not a singleton.

General properties:

Test: nonsingle(A)

nonsingle fails.

- *If the following properties should hold at call time:*

```
term_basic:A=[a]
```

(term_basic:= /2)

then the following properties should hold globally:

Calls of the form nonsingle(A) fail.

(native_props:fails/1)

Test: nonsingle(A)

nonsingle succeeds.

- *If the following properties should hold at call time:*
 term_basic:A=[a,b] (term_basic:= /2)

append/3:

PREDICATE

Usage: append(*Xs*, *Ys*, *Zs*)

- *Call and exit should be compatible with:*

Xs is a list. (basic_props:list/1)
Ys is a list. (basic_props:list/1)
Zs is a list. (basic_props:list/1)

General properties:**Check:** append(*Xs*, *Ys*, *Zs*)*Zs* is *Ys* appended to *Xs*.

- *The following properties should hold upon exit:*

Xs is a list. (basic_props:list/1)

Check: append(*Xs*, *Ys*, *Zs*)

- *If the following properties hold at call time:*

Xs is a list. (basic_props:list/1)
Ys is a list. (basic_props:list/1)

then the following properties should hold upon exit:

Zs is a list. (basic_props:list/1)

Check: append(*Xs*, *Ys*, *Zs*)

- *If the following properties hold at call time:*

Zs is a list. (basic_props:list/1)

then the following properties should hold upon exit:

Xs is a list. (basic_props:list/1)
Ys is a list. (basic_props:list/1)

Check: append(*Xs*, *Ys*, *Zs*)

- *The following properties should hold upon exit:*

The sharing pattern is [[*X*, *Y*, *Z*], [*X*, *Z*], [*Y*, *Z*]]. (native_props:mshare/1)

Check: append(*Xs*, *Ys*, *Zs*)

- *If the following properties hold at call time:*

Xs is currently ground (it contains no variables). (term_typing:ground/1)

Ys is currently ground (it contains no variables). (term_typing:ground/1)

then the following properties should hold upon exit:

Zs is currently ground (it contains no variables). (term_typing:ground/1)

Check: append(*Xs*, *Ys*, *Zs*)

- *If the following properties hold at call time:*

Zs is currently ground (it contains no variables). (term_typing:ground/1)

then the following properties should hold upon exit:

Xs is currently ground (it contains no variables). (term_typing:ground/1)

Ys is currently ground (it contains no variables). (term_typing:ground/1)

True: `append(Xs, Ys, Zs)`

- *The following properties hold globally:*
`append(Xs, Ys, Zs)` is side-effect free.

(basic_props:sideeff/2)

True: `append(Xs, Ys, Zs)`

- *If the following properties hold at call time:*
`Xs` is a list.
then the following properties hold globally:
`append(Xs, Ys, Zs)` is evaluable at compile-time.

(basic_props:list/1)

(basic_props:eval/1)

True: `append(Xs, Ys, Zs)`

- *If the following properties hold at call time:*
`Zs` is a list.
then the following properties hold globally:
`append(Xs, Ys, Zs)` is evaluable at compile-time.

(basic_props:list/1)

(basic_props:eval/1)

Test: `append(A, B, C)`

Simple call to `append`

- *If the following properties should hold at call time:*
`term_basic:A=[1,2,3]`
`term_basic:B=[4,5]`
then the following properties should hold upon exit:
`term_basic:C=[1,2,3,4,5]`

(term_basic:= /2)

(term_basic:= /2)

(term_basic:= /2)

Test: `append(A, B, X)`

Simple `append` test

- *If the following properties should hold at call time:*
`term_basic:L=[[1,2],[1,2,4,5,6]],[1,2,3],[1,2,3,4,5,6]]`
`term_basic:B=[4,5,6]`
`A, X2` is an element of `L`.
then the following properties should hold upon exit:
The terms `X` and `X2` are strictly identical.

(term_basic:= /2)

(term_basic:= /2)

(basic_props:member/2)

(term_compare:== /2)

Test: `append(A, B, X)`

Test of reverse call

- *If the following properties should hold at call time:*
`term_basic:X=[1,2,3]`
then the following properties should hold upon exit:
`A, B` is an element of `[[[], [1,2,3]],[[1],[2,3]],[[1,2],[3]],[[1,2,3],[]]]`.
(basic_props:member/2)

(term_basic:= /2)

(basic_props:member/2)

Test: `append(A, B, X)`

Empty test.

- *If the following properties should hold at call time:*
`term_basic:A=[]`
`term_basic:B=[]`
then the following properties should hold upon exit:
The terms `X` and `[]` are strictly identical.

(term_basic:= /2)

(term_basic:= /2)

(term_compare:== /2)

Test: `append(_A,B,X)`

Test of a call that fails

- *If the following properties should hold at call time:*

`term_basic:B=[2]`

(term_basic:= /2)

`term_basic:X=[1,2,3]`

(term_basic:= /2)

then the following properties should hold globally:

Calls of the form `append(_A,B,X)` fail.

(native_props:fails/1)

Test: `append(X,Y,Z)`

Test of a reverse call.

- *If the following properties should hold at call time:*

`term_basic:Y=[2]`

(term_basic:= /2)

`term_basic:Z=[1,2]`

(term_basic:= /2)

then the following properties should hold upon exit:

The terms `X` and `[1]` are strictly identical.

(term_compare:== /2)

reverse/2:

PREDICATE

Usage: `reverse(Xs,Ys)`

Reverses the order of elements in `Xs`.

- *The following properties should hold at call time:*

`Xs` is a list.

(basic_props:list/1)

`Ys` is any term.

(basic_props:term/1)

- *The following properties should hold upon exit:*

`Xs` is a list.

(basic_props:list/1)

`Ys` is a list.

(basic_props:list/1)

General properties:

Test: `reverse(A,B)`

Reverse a list

- *If the following properties should hold at call time:*

`term_basic:A=[1,2,3]`

(term_basic:= /2)

then the following properties should hold upon exit:

`term_basic:B=[3,2,1]`

(term_basic:= /2)

True:

- *The following properties hold globally:*

`reverse(Arg1,Arg2)` is side-effect free.

(basic_props:sideff/2)

True: `reverse(Xs,_Ys)`

- *If the following properties hold at call time:*

`Xs` is a list.

(basic_props:list/1)

then the following properties hold globally:

`reverse(Xs,_Ys)` is evaluable at compile-time.

(basic_props:eval/1)

reverse/3:

PREDICATE

Usage: `reverse(A,B,C)`

Reverse the order of elements in A, and append it with B.

General properties:**Test:** `reverse(A,B,C)`

reverse/3 test

- *Call and exit should be compatible with:*

B is a free variable.

(term_typing:var/1)

- *If the following properties should hold at call time:*

term_basic:A=[1,2,3]

(term_basic:= /2)

then the following properties should hold upon exit:

term_basic:C=[3,2,1|B]

(term_basic:= /2)

Trust:

- *The following properties hold globally:*

`reverse(Arg1,Arg2,Arg3)` is side-effect free.

(basic_props:sideff/2)

Trust: `reverse(Xs,Ys,Zs)`

- *If the following properties hold at call time:*

Xs is a list.

(basic_props:list/1)

Ys is a list.

(basic_props:list/1)

then the following properties hold globally:`reverse(Xs,Ys,Zs)` is evaluable at compile-time.

(basic_props:eval/1)

delete/3:

PREDICATE

Usage: `delete(L1,E,L2)`

L2 is L1 without the occurrences of E.

- *The following properties should hold upon exit:*

L1 is a list.

(basic_props:list/1)

L2 is a list.

(basic_props:list/1)

General properties:**True:**

- *The following properties hold globally:*

`delete(Arg1,Arg2,Arg3)` is side-effect free.

(basic_props:sideff/2)

True: `delete(L1,E,L2)`

- *If the following properties hold at call time:*

L1 is currently ground (it contains no variables).

(term_typing:ground/1)

L2 is currently ground (it contains no variables).

(term_typing:ground/1)

then the following properties hold globally:`delete(L1,E,L2)` is evaluable at compile-time.

(basic_props:eval/1)

delete_non_ground/3:

PREDICATE

Usage: `delete_non_ground(L1,E,L2)`

L2 is L1 without the occurrences of E. E can be a nonground term so that all the elements in L1 it unifies with will be deleted

– *The following properties should hold upon exit:*

L1 is a list. (basic_props:list/1)

L2 is a list. (basic_props:list/1)

General properties:**True:**

– *The following properties hold globally:*

`delete_non_ground(Arg1,Arg2,Arg3)` is side-effect **true**. (basic_props:sideff/2)

True: `delete_non_ground(L1,E,L2)`

– *If the following properties hold at call time:*

L1 is currently ground (it contains no variables). (term_typing:ground/1)

L2 is currently ground (it contains no variables). (term_typing:ground/1)

then the following properties hold globally:

`delete_non_ground(L1,E,L2)` is evaluable at compile-time. (basic_props:eval/1)

select/3:

PREDICATE

Usage: `select(X,Xs,Ys)`

Xs and Ys have the same elements except for one occurrence of X.

General properties:**True:**

– *The following properties hold globally:*

`select(Arg1,Arg2,Arg3)` is side-effect **free**. (basic_props:sideff/2)

True: `select(X,Xs,Ys)`

– *If the following properties hold at call time:*

X is currently ground (it contains no variables). (term_typing:ground/1)

Xs is currently ground (it contains no variables). (term_typing:ground/1)

then the following properties hold globally:

`select(X,Xs,Ys)` is evaluable at compile-time. (basic_props:eval/1)

length/2:

PREDICATE

Usage 1: `length(L,N)`

Computes the length of L.

– *The following properties should hold at call time:*

L is a list. (basic_props:list/1)

N is a free variable. (term_typing:var/1)

– *The following properties should hold upon exit:*

L is a list. (basic_props:list/1)

N is an integer. (basic_props:int/1)

Usage 2: `length(L,N)`

Outputs L of length N.

- *The following properties should hold at call time:*
 - L is a free variable. (term_typing:var/1)
 - N is an integer. (basic_props:int/1)
- *The following properties should hold upon exit:*
 - L is a list. (basic_props:list/1)
 - N is an integer. (basic_props:int/1)

Usage 3: `length(L,N)`

Checks that L is of length N.

- *The following properties should hold at call time:*
 - L is a list. (basic_props:list/1)
 - N is an integer. (basic_props:int/1)
- *The following properties should hold upon exit:*
 - L is a list. (basic_props:list/1)
 - N is an integer. (basic_props:int/1)

General properties:**True:** `length(A,B)`

- *The following properties hold globally:*
This predicate is understood natively by CiaoPP. (basic_props:native/1)

True:

- *The following properties hold globally:*
`length(Arg1,Arg2)` is side-effect free. (basic_props:sideff/2)

True: `length(L,N)`

- *If the following properties hold at call time:*
 - L is a list. (basic_props:list/1)*then the following properties hold globally:*
 - `length(L,N)` is evaluable at compile-time. (basic_props:eval/1)

True: `length(L,N)`

- *If the following properties hold at call time:*
 - N is currently instantiated to an integer. (term_typing:integer/1)*then the following properties hold globally:*
 - `length(L,N)` is evaluable at compile-time. (basic_props:eval/1)

nth/3:

PREDICATE

`nth(N,List,Elem)`

N is the position in List of Elem. N counts from one.

Usage 1:

Unifies Elem and the Nth element of List.

- *Call and exit should be compatible with:*
 - List is a list. (basic_props:list/1)
 - Elem is any term. (basic_props:term/1)

- *The following properties should hold at call time:*
 N is an integer. (basic_props:int/1)
- *The following properties should hold upon exit:*
 $List$ is a list. (basic_props:list/1)
 $Elem$ is any term. (basic_props:term/1)

Usage 2:

Finds the positions where $Elem$ is in $List$. Positions are found in ascending order.

- *Call and exit should be compatible with:*
 $List$ is a list. (basic_props:list/1)
 $Elem$ is any term. (basic_props:term/1)
- *The following properties should hold at call time:*
 N is a free variable. (term_typing:var/1)
- *The following properties should hold upon exit:*
 N is an integer. (basic_props:int/1)
 $List$ is a list. (basic_props:list/1)
 $Elem$ is any term. (basic_props:term/1)

General properties:**Trust:**

- *The following properties hold globally:*
 $nth(N,List,Elem)$ is side-effect free. (basic_props:sideff/2)

Trust: $nth(N,L,E)$

- *If the following properties hold at call time:*
 N is currently instantiated to an integer. (term_typing:integer/1)
then the following properties hold globally:
 $nth(N,L,E)$ is evaluable at compile-time. (basic_props:eval/1)

Trust: $nth(N,L,E)$

- *If the following properties hold at call time:*
 L is a list. (basic_props:list/1)
then the following properties hold globally:
 $nth(N,L,E)$ is evaluable at compile-time. (basic_props:eval/1)

Trust: $nth(N,L,E)$

- *If the following properties hold at call time:*
 N is an integer. (basic_props:int/1)
 L is a list. (basic_props:list/1)
then the following properties hold globally:
All calls of the form $nth(N,L,E)$ are deterministic. (native_props:is_det/1)

add_after/4:

PREDICATE

Usage: $add_after(L0,E0,E,L)$

Adds element E after element $E0$ (or at end) to list $L0$ returning in L the new list (uses term comparison).

- *The following properties should hold at call time:*
- L0 is currently a term which is not a free variable. (term_typing:nonvar/1)
- E0 is currently a term which is not a free variable. (term_typing:nonvar/1)
- E is currently a term which is not a free variable. (term_typing:nonvar/1)
- L is a free variable. (term_typing:var/1)

add_before/4: PREDICATE**Usage:** add_before(L0,E0,E,L)

Adds element E before element E0 (or at start) to list L0 returning in L the new list (uses term comparison).

- *The following properties should hold at call time:*
- L0 is currently a term which is not a free variable. (term_typing:nonvar/1)
- E0 is currently a term which is not a free variable. (term_typing:nonvar/1)
- E is currently a term which is not a free variable. (term_typing:nonvar/1)
- L is a free variable. (term_typing:var/1)

list1/2: PROPERTY**Usage:** list1(X,Y)

X is a list of Ys of at least one element.

Meta-predicate with arguments: list1(?,(pred 1)).**dlist/3:** PREDICATE**Usage:** dlist(List,DList,Tail)

List is the result of removing Tail from the end of DList (makes a difference list from a list).

list_concat/2: PREDICATE**Usage:** list_concat(LL,L)

L is the concatenation of all the lists in LL.

- *The following properties should hold at call time:*
- LL is a list of lists. (basic_props:list/2)
- *The following properties should hold upon exit:*
- L is a list. (basic_props:list/1)

list_insert/2: PREDICATE**Usage:** list_insert(List,Term)

Adds Term to the end of List if there is no element in List identical to Term.

- *The following properties should hold at call time:*
- Term is currently a term which is not a free variable. (term_typing:nonvar/1)

insert_last/3:	PREDICATE
Usage: <code>insert_last(L0,E,L)</code>	
Adds element E at end of list L0 returning L.	
– <i>The following properties should hold at call time:</i>	
L0 is currently a term which is not a free variable.	(term_typing:nonvar/1)
E is currently a term which is not a free variable.	(term_typing:nonvar/1)
contains_ro/2:	PREDICATE
Usage:	
Impure membership (does not instantiate a variable in its first argument.	
contains1/2:	PREDICATE
Usage:	
First membership.	
nocontainsx/2:	PREDICATE
Usage: <code>nocontainsx(L,X)</code>	
X is not identical to any element of L.	
last/2:	PREDICATE
Usage: <code>last(L,X)</code>	
X is the last element of list L.	
list_lookup/3:	PREDICATE
Usage: <code>list_lookup(List,Key,Value)</code>	
Same as <code>list_lookup/4</code> , but use <code>-/2</code> as functor.	
list_lookup/4:	PREDICATE
Usage: <code>list_lookup(List,Functor,Key,Value)</code>	
Look up <code>Functor(Key,Value)</code> pair in variable ended key-value pair list L or else add it at the end.	
intset_insert/3:	PREDICATE
Usage: <code>intset_insert(A,B,Set)</code>	
Insert the element B in the ordered set of numbers A.	
intset_delete/3:	PREDICATE
Usage: <code>intset_delete(A,B,Set)</code>	
Delete from the ordered set A the element B.	

- intset_in/2:** PREDICATE
Usage: `intset_in(E,Set)`
 Succeeds iff `E` is element of `Set`
- intset_sequence/3:** PREDICATE
Usage: `intset_sequence(N,L1,L2)`
 Generates an ordered set of numbers from 0 to `N-1`, and append it to `L1`.
- intersection/3:** PREDICATE
Usage: `intersection(List1,List2,List)`
`List` has the elements which are both in `List1` and `List2`.
 – *The following properties should hold at call time:*
 `List1` is currently a term which is not a free variable. (term_typing:nonvar/1)
 `List2` is currently a term which is not a free variable. (term_typing:nonvar/1)
 `List1` is a list. (basic_props:list/1)
 `List2` is a list. (basic_props:list/1)
 – *The following properties should hold upon exit:*
 `List` is a list. (basic_props:list/1)
- union/3:** PREDICATE
Usage: `union(List1,List2,List)`
`List` has the elements which are in `List1` followed by the elements which are in `List2` but not in `List1`.
 – *The following properties should hold at call time:*
 `List1` is currently a term which is not a free variable. (term_typing:nonvar/1)
 `List2` is currently a term which is not a free variable. (term_typing:nonvar/1)
 `List` is a free variable. (term_typing:var/1)
 `List1` is a list. (basic_props:list/1)
 `List2` is a list. (basic_props:list/1)
 – *The following properties should hold upon exit:*
 `List` is a list. (basic_props:list/1)
- difference/3:** PREDICATE
Usage: `difference(List1,List2,List)`
`List` has the elements which are in `List1` but not in `List2`.
 – *The following properties should hold at call time:*
 `List1` is currently a term which is not a free variable. (term_typing:nonvar/1)
 `List2` is currently a term which is not a free variable. (term_typing:nonvar/1)
 `List` is a free variable. (term_typing:var/1)
 `List1` is a list. (basic_props:list/1)
 `List2` is a list. (basic_props:list/1)
 – *The following properties should hold upon exit:*
 `List` is a list. (basic_props:list/1)

- sublist/2:** PROPERTY
Usage: `sublist(List1,List2)`
 List2 contains all the elements of List1.
 – *If the following properties should hold at call time:*
 List2 is currently a term which is not a free variable. (term_typing:nonvar/1)
- subordlist/2:** PROPERTY
Usage: `subordlist(List1,List2)`
 List2 contains all the elements of List1 in the same order.
 – *If the following properties should hold at call time:*
 List2 is currently a term which is not a free variable. (term_typing:nonvar/1)
- equal_lists/2:** PREDICATE
Usage: `equal_lists(List1,List2)`
 List1 has all the elements of List2, and vice versa.
 – *The following properties should hold at call time:*
 List1 is a list. (basic_props:list/1)
 List2 is a list. (basic_props:list/1)
- list_to_list_of_lists/2:** PREDICATE
Usage 1: `list_to_list_of_lists(List,LList)`
 – *The following properties should hold at call time:*
 List is a list. (basic_props:list/1)
 – *The following properties should hold upon exit:*
 lists:list_of_lists(LList) (lists:list_of_lists/1)
- Usage 2:** `list_to_list_of_lists(List,LList)`
 LList is the list of one element lists with elements of List.
 – *The following properties should hold at call time:*
 lists:list_of_lists(LList) (lists:list_of_lists/1)
 – *The following properties should hold upon exit:*
 List is a list. (basic_props:list/1)
- powerset/2:** PREDICATE
Usage: `powerset(List,LList)`
 LList is the powerset of List, i.e., the list of all lists which have elements of List. If List is ordered, LList and all its elements are ordered.
 – *The following properties should hold at call time:*
 List is currently a term which is not a free variable. (term_typing:nonvar/1)
 List is a list. (basic_props:list/1)
 – *The following properties should hold upon exit:*
 lists:list_of_lists(LList) (lists:list_of_lists/1)

cross_product/2: PREDICATE

Usage: `cross_product(LList,List)`

`List` is the cartesian product of the lists in `LList`, that is, the list of lists formed with one element of each list in `LList`, in the same order.

– *The following properties should hold at call time:*

`LList` is currently a term which is not a free variable. (term_typing:nonvar/1)

`lists:list_of_lists(LList)` (lists:list_of_lists/1)

– *The following properties should hold upon exit:*

`lists:list_of_lists(List)` (lists:list_of_lists/1)

sequence_to_list/2: PREDICATE

Usage: `sequence_to_list(Sequence,List)`

`List` is the list of all elements in the (comma-separated) sequence `Sequence`. The use of this predicate is reversible.

list_of_lists/1: REGTYPE

A regular type, defined as follows:

```
list_of_lists([]).
list_of_lists([L|Xs]) :-
    list(L),
    list_of_lists(Xs).
```


55 Sorting lists

Author(s): Richard A. O’Keefe (original version), The CLIP Group (changes and modifications).

This module implements some sorting list predicates.

55.1 Usage and interface (sort)

- **Library usage:**
:- use_module(library(sort)).
- **Exports:**
 - *Predicates:*
sort/2, keysort/2.
 - *Regular Types:*
keylist/1, keypair/1.
- **Imports:**
 - *Packages:*
prelude, nonpure, assertions, nortchecks, isomodes.

55.2 Documentation on exports (sort)

sort/2:

PREDICATE

sort(List1,List2)

The elements of List1 are sorted into the standard order (see Chapter 26 [Comparing terms], page 165) and any identical elements are merged, yielding List2. The time and space complexity of this operation is at worst $O(N \lg N)$ where N is the length of List1.

Usage:

List2 is the sorted list corresponding to List1.

- *Call and exit should be compatible with:*
List2 is a list. (basic_props:list/1)
- *The following properties should hold at call time:*
List1 is a list. (basic_props:list/1)
- *The following properties should hold upon exit:*
List2 is a list. (basic_props:list/1)
- *The following properties should hold globally:*
This predicate is understood natively by CiaoPP. (basic_props:native/1)

General properties:

Test: sort(A,B)

- *If the following properties should hold at call time:*
term_basic:A=[1,2,6,5,2,1] (term_basic:= /2)
then the following properties should hold upon exit:
The terms B and [1,2,5,6] are strictly identical. (term_compare:== /2)

True: `sort(A,B)`

- *If the following properties hold at call time:*

A is a list.

(basic_props:list/1)

then the following properties hold globally:

`sort(A,B)` is evaluable at compile-time.

(basic_props:eval/1)

True: `sort(A,B)`

- *The following properties hold globally:*

`sort(A,B)` is side-effect free.

(basic_props:sideff/2)

keysort/2:

PREDICATE

`keysort(List1,List2)`

`List1` is sorted into order according to the value of the *keys* of its elements, yielding the list `List2`. No merging takes place. This predicate is *stable*, i.e., if an element `A` occurs before another element `B` *with the same key* in the input, then `A` will occur before `B` also in the output. The time and space complexity of this operation is at worst $O(N \lg N)$ where `N` is the length of `List1`.

Usage:

`List2` is the (key-)sorted list corresponding to `List1`.

- *Call and exit should be compatible with:*

`List2` is a list of pairs of the form `Key-Value`.

(sort:keylist/1)

- *The following properties should hold at call time:*

`List1` is a list of pairs of the form `Key-Value`.

(sort:keylist/1)

- *The following properties should hold upon exit:*

`List2` is a list of pairs of the form `Key-Value`.

(sort:keylist/1)

- *The following properties should hold globally:*

This predicate is understood natively by CiaoPP.

(basic_props:native/1)

keylist/1:

REGTYPE

Usage: `keylist(L)`

`L` is a list of pairs of the form `Key-Value`.

keypair/1:

REGTYPE

Usage: `keypair(P)`

`P` is a pair of the form "`K-_"`, where `K` is considered the *key*.

55.3 Known bugs and planned improvements (sort)

- Run-time checks have been reported not to work with this code. That means that either the assertions here, or the code that implements the run-time checks are erroneous.

56 compiler (library)

56.1 Usage and interface (compiler)

- **Library usage:**
`:- use_module(library(compiler)).`
- **Exports:**
 - *Predicates:*
`make_po/1, make_wam/1, ensure_loaded/1, ensure_loaded/2, use_module/1, use_module/2, use_module/3, unload/1, set_debug_mode/1, set_nodebug_mode/1, set_debug_module/1, set_nodebug_module/1, set_debug_module_source/1, mode_of_module/2, module_of/2.`
- **Imports:**
 - *System library modules:*
`system, compiler/c_itf_internal, compiler/exemaker.`
 - *Packages:*
`prelude, nonpure, assertions.`

56.2 Documentation on exports (compiler)

- | | |
|--|-----------|
| make_po/1:
No further documentation available for this predicate. | PREDICATE |
| make_wam/1:
No further documentation available for this predicate. | PREDICATE |
| ensure_loaded/1:
No further documentation available for this predicate. | PREDICATE |
| ensure_loaded/2:
No further documentation available for this predicate. | PREDICATE |
| use_module/1:
No further documentation available for this predicate. | PREDICATE |
| use_module/2:
No further documentation available for this predicate. <i>Meta-predicate</i> with arguments:
<code>use_module(? , addmodule(?)).</code> | PREDICATE |

use_module/3: No further documentation available for this predicate.	PREDICATE
unload/1: No further documentation available for this predicate.	PREDICATE
set_debug_mode/1: No further documentation available for this predicate.	PREDICATE
set_nodebug_mode/1: No further documentation available for this predicate.	PREDICATE
set_debug_module/1: No further documentation available for this predicate.	PREDICATE
set_nodebug_module/1: No further documentation available for this predicate.	PREDICATE
set_debug_module_source/1: No further documentation available for this predicate.	PREDICATE
mode_of_module/2: No further documentation available for this predicate.	PREDICATE
module_of/2: No further documentation available for this predicate.	PREDICATE

57 Enumeration of integers inside a range

Author(s): The CLIP Group.

This module enumerates integers between two numbers, or checks that an integer lies within a range

57.1 Usage and interface (between)

- **Library usage:**
 :- use_module(library(between)).
- **Exports:**
 - *Predicates:*
 between/3.
- **Imports:**
 - *Packages:*
 prelude, nonpure, assertions, isomodes.

57.2 Documentation on exports (between)

between/3:

PREDICATE

Usage: between(*Min*,*Max*,*N*)

N is a number which is greater than or equal to *Min* and smaller than or equal to *Max*. Both *Min* and *Max* can be either integer or real numbers.

– *The following properties should hold at call time:*

Min is currently a term which is not a free variable. (term_typing:nonvar/1)

Max is currently a term which is not a free variable. (term_typing:nonvar/1)

Min is a number. (basic_props:num/1)

Max is a number. (basic_props:num/1)

– *The following properties should hold upon exit:*

N is an integer. (basic_props:int/1)

58 Operating system utilities

Author(s): Daniel Cabeza, Manuel Carro.

This module contains predicates for invoking services which are typically provided by the operating system. Note that the predicates which take names of files or directories as arguments in this module expect atoms, not path aliases. I.e., generally these predicates will not call `absolute_file_name/2` on names of files or directories taken as arguments.

58.1 Usage and interface (system)

- **Library usage:**
 - `:- use_module(library(system)).`
- **Exports:**
 - *Predicates:*
 - `pause/1`, `time/1`, `datetime/1`, `datetime/9`, `getenvstr/2`, `setenvstr/2`, `current_env/2`, `set_env/2`, `del_env/1`, `c_errno/1`, `copy_file/2`, `copy_file/3`, `dir_path/2`, `extract_paths/2`, `file_dir_name/3`, `get_pid/1`, `get_uid/1`, `get_gid/1`, `get_pwnam/1`, `get_grnam/1`, `get_tmp_dir/1`, `get_address/2`, `current_host/1`, `current_executable/1`, `umask/2`, `make_directory/2`, `make_directory/1`, `make_dirpath/2`, `make_dirpath/1`, `working_directory/2`, `cd/1`, `shell/0`, `shell/1`, `shell/2`, `system/1`, `system/2`, `popen/3`, `exec/4`, `exec/3`, `exec/8`, `wait/3`, `directory_files/2`, `mktemp/2`, `mktemp_in_tmp/2`, `file_exists/1`, `file_exists/2`, `file_property/2`, `file_properties/6`, `modif_time/2`, `modif_time0/2`, `touch/1`, `fmode/2`, `chmod/2`, `chmod/3`, `set_exec_mode/2`, `delete_file/1`, `delete_directory/1`, `rename_file/2`, `using_windows/0`, `winpath/2`, `winpath/3`, `winpath_c/3`, `cyg2win/3`, `no_swapslash/3`, `replace_characters/4`, `system_error_report/1`.
 - *Regular Types:*
 - `datetime_struct/1`, `popen_mode/1`.
 - *Multifiles:*
 - `define_flag/3`.
- **Imports:**
 - *System library modules:*
 - `lists`.
 - *Packages:*
 - `prelude`, `nonpure`, `assertions`, `nortchecks`, `isomodes`, `hiord`, `regtypes`, `define_flag`.

58.2 Documentation on exports (system)

pause/1:

`pause(Seconds)`

Make this thread sleep for some `Seconds`.

(Trust) Usage:

- *The following properties should hold at call time:*

`Seconds` is an integer.

PREDICATE

(basic_props:int/1)

time/1: PREDICATE

`time(Time)`

Time is unified with the number of seconds elapsed since January, 1, 1970 (UTC).

(Trust) Usage:

- *Calls should, and exit will be compatible with:*
Time is an integer. (basic_props:int/1)
- *The following properties hold upon exit:*
Time is an integer. (basic_props:int/1)

datetime/1: PREDICATE

`datetime(Datetime)`

Datetime is unified with a term of the form `datetime(Year,Month,Day,Hour,Minute,Second)` which contains the current date and time.

Usage:

- *Call and exit should be compatible with:*
system:datetime_struct(Datetime) (system:datetime_struct/1)
- *The following properties should hold upon exit:*
system:datetime_struct(Datetime) (system:datetime_struct/1)

datetime/9: PREDICATE

`datetime(Time,Year,Month,Day,Hour,Min,Sec,WeekDay,YearDay)`

Time is as in `time/1`. WeekDay is the number of days since Sunday, in the range 0 to 6. YearDay is the number of days since January 1, in the range 0 to 365.

(Trust) Usage 1:

If Time is given, the rest of the arguments are unified with the date and time to which the Time argument refers.

- *Calls should, and exit will be compatible with:*
Year is an integer. (basic_props:int/1)
Month is an integer. (basic_props:int/1)
Day is an integer. (basic_props:int/1)
Hour is an integer. (basic_props:int/1)
Min is an integer. (basic_props:int/1)
Sec is an integer. (basic_props:int/1)
WeekDay is an integer. (basic_props:int/1)
YearDay is an integer. (basic_props:int/1)
- *The following properties should hold at call time:*
Time is an integer. (basic_props:int/1)
- *The following properties hold upon exit:*
Year is an integer. (basic_props:int/1)
Month is an integer. (basic_props:int/1)
Day is an integer. (basic_props:int/1)
Hour is an integer. (basic_props:int/1)

Min is an integer. (basic_props:int/1)
 Sec is an integer. (basic_props:int/1)
 WeekDay is an integer. (basic_props:int/1)
 YearDay is an integer. (basic_props:int/1)

(Trust) Usage 2:

Bound Time, WeekDay and YearDay as determined by the input arguments.

- *Calls should, and exit will be compatible with:*
 - Time is an integer. (basic_props:int/1)
 - WeekDay is an integer. (basic_props:int/1)
 - YearDay is an integer. (basic_props:int/1)
- *The following properties should hold at call time:*
 - Year is an integer. (basic_props:int/1)
 - Month is an integer. (basic_props:int/1)
 - Day is an integer. (basic_props:int/1)
 - Hour is an integer. (basic_props:int/1)
 - Min is an integer. (basic_props:int/1)
 - Sec is an integer. (basic_props:int/1)
- *The following properties hold upon exit:*
 - Time is an integer. (basic_props:int/1)
 - WeekDay is an integer. (basic_props:int/1)
 - YearDay is an integer. (basic_props:int/1)

(Trust) Usage 3:

Bound Time to current time and the rest of the arguments refer to current time.

- *Calls should, and exit will be compatible with:*
 - WeekDay is an integer. (basic_props:int/1)
 - YearDay is an integer. (basic_props:int/1)
- *The following properties should hold at call time:*
 - Time is a free variable. (term_typing:var/1)
 - Year is a free variable. (term_typing:var/1)
 - Month is a free variable. (term_typing:var/1)
 - Day is a free variable. (term_typing:var/1)
 - Hour is a free variable. (term_typing:var/1)
 - Min is a free variable. (term_typing:var/1)
 - Sec is a free variable. (term_typing:var/1)
- *The following properties hold upon exit:*
 - Time is an integer. (basic_props:int/1)
 - Year is an integer. (basic_props:int/1)
 - Month is an integer. (basic_props:int/1)
 - Day is an integer. (basic_props:int/1)
 - Hour is an integer. (basic_props:int/1)
 - Min is an integer. (basic_props:int/1)
 - Sec is an integer. (basic_props:int/1)
 - WeekDay is an integer. (basic_props:int/1)
 - YearDay is an integer. (basic_props:int/1)

datetime_struct/1: REGTYPE

A regular type, defined as follows:

```
datetime_struct(datetime(Year,Month,Day,Hour,Min,Sec)) :-
    int(Year),
    int(Month),
    int(Day),
    int(Hour),
    int(Min),
    int(Sec).
```

getenvstr/2: PREDICATE

`getenvstr(Name,Value)`

The environment variable `Name` has `Value`. Fails if variable `Name` is not defined.

Usage:

- *Call and exit should be compatible with:*
`Value` is a string (a list of character codes). (basic_props:string/1)
- *The following properties should hold at call time:*
`Name` is an atom. (basic_props:atom/1)
- *The following properties should hold upon exit:*
`Value` is a string (a list of character codes). (basic_props:string/1)

setenvstr/2: PREDICATE

`setenvstr(Name,Value)`

The environment variable `Name` is assigned `Value`.

Usage:

- *The following properties should hold at call time:*
`Name` is an atom. (basic_props:atom/1)
`Value` is a string (a list of character codes). (basic_props:string/1)

current_env/2: PREDICATE

`current_env(Name,Value)`

If `Name` is an atom, then unifies the environment variable `Name` with its value. Note that this predicate can be used to enumerate all the environment variables using backtracking.

Usage:

- *Call and exit should be compatible with:*
`Name` is an atom. (basic_props:atom/1)
`Value` is an atom. (basic_props:atom/1)
- *The following properties should hold upon exit:*
`Name` is an atom. (basic_props:atom/1)
`Value` is an atom. (basic_props:atom/1)

- set_env/2:** PREDICATE
 set_env(Name, Value)
 The environment variable **Name** is assigned **Value**.
Usage:
 – *The following properties should hold at call time:*
 Name is an atom. (basic_props:atm/1)
 Value is an atom. (basic_props:atm/1)
- del_env/1:** PREDICATE
 del_env(Name)
 The environment variable **Name** is removed.
Usage:
 – *The following properties should hold at call time:*
 Name is an atom. (basic_props:atm/1)
- c_errno/1:** PREDICATE
(Trust) Usage:
 – *Calls should, and exit will be compatible with:*
 Arg1 is an integer. (basic_props:int/1)
 – *The following properties hold upon exit:*
 Arg1 is an integer. (basic_props:int/1)
- copy_file/2:** PREDICATE
 copy_file(Source, Destination)
 Copies the file **Source** to **Destination**.
Usage:
 – *The following properties should hold at call time:*
 Source is an atom. (basic_props:atm/1)
 Destination is an atom. (basic_props:atm/1)
- copy_file/3:** PREDICATE
Usage:
 – *The following properties should hold at call time:*
 Arg1 is an atom. (basic_props:atm/1)
 Arg2 is an atom. (basic_props:atm/1)
 system:copy_options(**Arg3**) (system:copy_options/1)
- dir_path/2:** PREDICATE
 No further documentation available for this predicate.

extract_paths/2: PREDICATE

```
extract_paths(String,Paths)
```

Interpret **String** as the value of a UNIX environment variable holding a list of paths and return in **Paths** the list of the paths. Paths in **String** are separated by colons, and an empty path is considered a shorthand for '.' (current path). The most typical environment variable with this format is PATH. For example, this is a typical use:

```
?- set_prolog_flag(write_strings, on).
```

```
yes
```

```
?- getenvstr('PATH', PATH), extract_paths(PATH, Paths).
```

```
PATH = ":/home/bardo/bin:/home/clip/bin:/opt/bin:/bin",
```

```
Paths = [".", "/home/bardo/bin", "/home/clip/bin", "/opt/bin/", "/bin"] ?
```

```
yes
```

```
?-
```

Usage:

- *Call and exit should be compatible with:*
Paths is a list of strings. (basic_props:list/2)
- *The following properties should hold at call time:*
String is a string (a list of character codes). (basic_props:string/1)
- *The following properties should hold upon exit:*
Paths is a list of strings. (basic_props:list/2)

file_dir_name/3: PREDICATE

```
file_dir_name(File,Dir,Name)
```

Discomposes a given File in its directory and name

(True) Usage:

- *Calls should, and exit will be compatible with:*
File is an atom. (basic_props:atom/1)
Dir is an atom. (basic_props:atom/1)
Name is an atom. (basic_props:atom/1)
- *The following properties hold upon exit:*
File is an atom. (basic_props:atom/1)
Dir is an atom. (basic_props:atom/1)
Name is an atom. (basic_props:atom/1)

get_pid/1: PREDICATE

```
get_pid(Pid)
```

Unifies Pid with the process identifier of the current process or thread.

(Trust) Usage:

- *Calls should, and exit will be compatible with:*
Pid is an integer. (basic_props:int/1)
- *The following properties hold upon exit:*
Pid is an integer. (basic_props:int/1)

- get_uid/1:** PREDICATE
 get_uid(Uid)
 Unifies Uid with the user id of the current process.
- (Trust) Usage:**
- *Calls should, and exit will be compatible with:*
 Uid is an integer. (basic_props:int/1)
 - *The following properties hold upon exit:*
 Uid is an integer. (basic_props:int/1)
- get_gid/1:** PREDICATE
 get_gid(Uid)
 Unifies Gid with the group id of the current process.
- (Trust) Usage:**
- *Calls should, and exit will be compatible with:*
 Uid is an integer. (basic_props:int/1)
 - *The following properties hold upon exit:*
 Uid is an integer. (basic_props:int/1)
- get_pwnam/1:** PREDICATE
 get_pwnam(User)
 Unifies User with the user of the current process, as specified in the /etc/passwd file.
- (Trust) Usage:**
- *Calls should, and exit will be compatible with:*
 User is an atom. (basic_props:atom/1)
 - *The following properties hold upon exit:*
 User is an atom. (basic_props:atom/1)
- get_grnam/1:** PREDICATE
 get_grnam(Group)
 Unifies Group with the group of the current process, as specified in the /etc/group file.
- (Trust) Usage:**
- *Calls should, and exit will be compatible with:*
 Group is an atom. (basic_props:atom/1)
 - *The following properties hold upon exit:*
 Group is an atom. (basic_props:atom/1)
- get_tmp_dir/1:** PREDICATE
 Usage: get_tmp_dir(TmpDir)
 Gets the directory name used to store temporary files. In Unix is /tmp, in Windows is determined by the *TMP* environment variable.

- *The following properties should hold at call time:*
 TmpDir is a free variable. (term_typing:var/1)
- *The following properties should hold upon exit:*
 TmpDir is an atom. (basic_props:atom/1)

get_address/2: PREDICATE
 No further documentation available for this predicate.

current_host/1: PREDICATE
current_host(Hostname)
 Hostname is unified with the fully qualified name of the host.
(Trust) Usage:

- *Calls should, and exit will be compatible with:*
 Hostname is an atom. (basic_props:atom/1)
- *The following properties hold upon exit:*
 Hostname is an atom. (basic_props:atom/1)

current_executable/1: PREDICATE
current_executable(Path)
 Unifies Path with the path to the current executable.
(Trust) Usage:

- *Calls should, and exit will be compatible with:*
 Path is an atom. (basic_props:atom/1)
- *The following properties hold upon exit:*
 Path is an atom. (basic_props:atom/1)

umask/2: PREDICATE
(Trust) Usage 1: **umask**(OldMask,NewMask)
 The process file creation mask was OldMask, and it is changed to NewMask.

- *The following properties should hold at call time:*
 NewMask is an integer. (basic_props:int/1)
- *The following properties hold upon exit:*
 OldMask is an integer. (basic_props:int/1)

(Trust) Usage 2: **umask**(OldMask,NewMask)
 Gets the process file creation mask without changing it.

- *The following properties should hold at call time:*
 OldMask is a free variable. (term_typing:var/1)
 NewMask is a free variable. (term_typing:var/1)
 The terms **OldMask** and **NewMask** are strictly identical. (term_compare:== /2)
- *The following properties hold upon exit:*
 OldMask is an integer. (basic_props:int/1)
 NewMask is an integer. (basic_props:int/1)

make_directory/2: PREDICATE

`make_directory(DirName,Mode)`

Creates the directory `DirName` with a given `Mode`. This is, as usual, operated against the current `umask` value.

(Trust) Usage:

- *The following properties should hold at call time:*

`DirName` is an atom. (basic_props:atom/1)

`Mode` is an integer. (basic_props:int/1)

make_directory/1: PREDICATE

`make_directory(DirName)`

Equivalent to `make_directory(D,0o777)`.

Usage:

- *The following properties should hold at call time:*

`DirName` is an atom. (basic_props:atom/1)

make_dirpath/2: PREDICATE

`make_dirpath(Path,Mode)`

Creates the whole `Path` for a given directory with a given `Mode`. As an example, `make_dirpath('/tmp/var/mydir/otherdir')`.

Usage:

- *The following properties should hold at call time:*

`Path` is a source name. (streams_basic:sourcename/1)

`Mode` is an integer. (basic_props:int/1)

make_dirpath/1: PREDICATE

`make_dirpath(Path)`

Equivalent to `make_dirpath(D,0o777)`.

Usage:

- *The following properties should hold at call time:*

`Path` is an atom. (basic_props:atom/1)

working_directory/2: PREDICATE

`working_directory(OldDir,NewDir)`

Unifies current working directory with `OldDir`, and then changes the working directory to `NewDir`. Calling `working_directory(Dir,Dir)` simply unifies `Dir` with the current working directory without changing anything else.

(Trust) Usage 1:

Changes current working directory.

- *Calls should, and exit will be compatible with:*

`OldDir` is an atom. (basic_props:atom/1)

- *The following properties should hold at call time:*
 NewDir is an atom. (basic_props:atm/1)
 - *The following properties hold upon exit:*
 OldDir is an atom. (basic_props:atm/1)
- (Trust) Usage 2:** `working_directory(OldDir,NewDir)`
 Gets current working directory.
- *The following properties should hold at call time:*
 OldDir is a free variable. (term_typing:var/1)
 NewDir is a free variable. (term_typing:var/1)
 The terms OldDir and NewDir are strictly identical. (term_compare:== /2)
 - *The following properties hold upon exit:*
 OldDir is an atom. (basic_props:atm/1)
 NewDir is an atom. (basic_props:atm/1)

cd/1: PREDICATE
`cd(Path)`
 Changes working directory to Path.
Usage:
 – *The following properties should hold at call time:*
 Path is an atom. (basic_props:atm/1)

shell/0: PREDICATE
(Trust) Usage:
 Execs the shell specified by the environment variable SHELL. When the shell process terminates, control is returned to Prolog.

shell/1: PREDICATE
`shell(Command)`
 Command is executed in the shell specified by the environment variable SHELL. It succeeds if the exit code is zero and fails otherwise.
Usage:
 – *The following properties should hold at call time:*
 Command is an atom. (basic_props:atm/1)

shell/2: PREDICATE
`shell(Command,ReturnCode)`
 Executes Command in the shell specified by the environment variable SHELL and stores the exit code in ReturnCode.
(Trust) Usage:
 – *Calls should, and exit will be compatible with:*
 ReturnCode is an integer. (basic_props:int/1)

- *The following properties should hold at call time:*
`Command` is an atom. (basic_props:atm/1)
- *The following properties hold upon exit:*
`ReturnCode` is an integer. (basic_props:int/1)

system/1: PREDICATE

`system(Command)`

Executes `Command` using the shell `/bin/sh`.

Usage:

- *The following properties should hold at call time:*
`Command` is an atom. (basic_props:atm/1)

system/2: PREDICATE

`system(Command,ReturnStatus)`

Executes `Command` in the `/bin/sh` shell and stores the return status in `ReturnStatus`. Note that the exit code is masked as the low order 8 bits of the return status:

`ReturnCode` is (`ReturnStatus` /\ 0xFF00) >> 8.

(Trust) Usage:

- *Calls should, and exit will be compatible with:*
`ReturnStatus` is an integer. (basic_props:int/1)
- *The following properties should hold at call time:*
`Command` is an atom. (basic_props:atm/1)
- *The following properties hold upon exit:*
`ReturnStatus` is an integer. (basic_props:int/1)

popen/3: PREDICATE

`popen(Command,Mode,Stream)`

Open a pipe to process `Command` in a new shell with a given `Mode` and return a communication `Stream` (as in UNIX `popen(3)`). If `Mode` is `read` the output from the process is sent to `Stream`. If `Mode` is `write`, `Stream` is sent as input to the process. `Stream` may be read from or written into using the ordinary stream I/O predicates. `Stream` must be closed explicitly using `close/1`, i.e., it is not closed automatically when the process dies. Note that `popen/2` is defined in `***x` as using `/bin/sh`, which usually does not exist in Windows systems. In this case, a `sh` shell which comes with Windows is used.

Usage:

- *The following properties should hold at call time:*
`Command` is an atom. (basic_props:atm/1)
`Mode` is 'read' or 'write'. (system:popen_mode/1)
`Stream` is a free variable. (term_typing:var/1)
- *The following properties should hold upon exit:*
`Stream` is an open stream. (streams_basic:stream/1)

popen_mode/1:

REGTYPE

Usage: popen_mode(M)

M is 'read' or 'write'.

exec/4:

PREDICATE

exec(Command,StdIn,StdOut,StdErr)

Starts the process **Command** and returns the standart I/O streams of the process in **StdIn**, **StdOut**, and **StdErr**. If **Command** contains blank spaces, these are taken as separators between a program name (the first chunk of contiguous non-blank characters) and options for the program (the subsequent contiguous pieces of non-blank characters), as in **exec('ls -lRa ../sibling_dir', In, Out, Err)**.

Usage:

- *The following properties should hold at call time:*

Command is an atom. (basic_props:atom/1)

StdIn is a free variable. (term_typing:var/1)

StdOut is a free variable. (term_typing:var/1)

StdErr is a free variable. (term_typing:var/1)

- *The following properties should hold upon exit:*

StdIn is an open stream. (streams_basic:stream/1)

StdOut is an open stream. (streams_basic:stream/1)

StdErr is an open stream. (streams_basic:stream/1)

exec/3:

PREDICATE

exec(Command,StdIn,StdOut)

Starts the process **Command** and returns the standart I/O streams of the process in **StdIn** and **StdOut**. **Standard error** is connected to whichever the parent process had it connected to. **Command** is treated and split in components as in **exec/4**.

Usage:

- *The following properties should hold at call time:*

Command is an atom. (basic_props:atom/1)

StdIn is a free variable. (term_typing:var/1)

StdOut is a free variable. (term_typing:var/1)

- *The following properties should hold upon exit:*

StdIn is an open stream. (streams_basic:stream/1)

StdOut is an open stream. (streams_basic:stream/1)

exec/8:

PREDICATE

Usage: **exec**(Command,Arguments,StdIn,StdOut,StdErr,Background,PID,ErrCode)

exec/8 gives a finer control on execution of process. **Command** is the command to be executed and **Arguments** is a list of atoms to be passed as arguments to the command. When called with free variables, **StdIn**, **StdOut**, and **StdErr** are instantiated to streams connected to the standard output, input, and error of the created process. **Background** controls whether the caller waits for **Command** to finish, or if the process executing **Command**

is completely detached (it can be waited for using `wait/3`). `ErrCode` is the error code returned by the lower-level `exec()` system call (this return code is system-dependent, but a non-zero value usually means that something has gone wrong). If `Command` does not start by a slash, `exec/8` uses the environment variable `PATH` to search for it. If `PATH` is not set, `/bin` and `/usr/bin` are searched.

- *The following properties should hold at call time:*
 - `Command` is currently a term which is not a free variable. (term_typing:nonvar/1)
 - `Arguments` is currently a term which is not a free variable. (term_typing:nonvar/1)
 - `Background` is currently a term which is not a free variable. (term_typing:nonvar/1)
 - `PID` is a free variable. (term_typing:var/1)
 - `ErrCode` is a free variable. (term_typing:var/1)
 - `Command` is an atom. (basic_props:atom/1)
 - `Arguments` is a list of atoms. (basic_props:list/2)
 - `Background` is an atom. (basic_props:atom/1)
- *The following properties should hold upon exit:*
 - `StdIn` is an open stream. (streams_basic:stream/1)
 - `StdOut` is an open stream. (streams_basic:stream/1)
 - `StdErr` is an open stream. (streams_basic:stream/1)
 - `PID` is an integer. (basic_props:int/1)
 - `ErrCode` is an integer. (basic_props:int/1)

wait/3:

PREDICATE

(Trust) Usage: `wait(Pid,RetCode,Status)`

`wait/3` waits for the process numbered `Pid`. If `PID` equals `-1`, it will wait for any children process. `RetCode` is usually the `PID` of the waited-for process, and `-1` in case in case of error. `Status` is related to the exit value of the process in a system-dependent fashion.

- *The following properties should hold at call time:*
 - `Pid` is currently a term which is not a free variable. (term_typing:nonvar/1)
 - `RetCode` is a free variable. (term_typing:var/1)
 - `Status` is a free variable. (term_typing:var/1)
 - `Pid` is an integer. (basic_props:int/1)
 - `RetCode` is a free variable. (term_typing:var/1)
 - `Status` is a free variable. (term_typing:var/1)
- *The following properties hold upon exit:*
 - `RetCode` is an integer. (basic_props:int/1)
 - `Status` is an integer. (basic_props:int/1)

directory_files/2:

PREDICATE

`directory_files(Directory,FileList)`

`FileList` is the unordered list of entries (files, directories, etc.) in `Directory`.

(Trust) Usage:

- *Calls should, and exit will be compatible with:*
 - `FileList` is a list of atoms. (basic_props:list/2)

- *The following properties should hold at call time:*
Directory is an atom. (basic_props:atm/1)
- *The following properties hold upon exit:*
FileList is a list of atoms. (basic_props:list/2)

mktemp/2: PREDICATE

`mktemp(Template,Filename)`

Returns a unique **Filename** based on **Template**: **Template** must be a valid file name with six trailing X, which are substituted to create a new file name. **Filename** is created in read/write mode but closed immediately after creation.

(Trust) Usage:

- *Calls should, and exit will be compatible with:*
Filename is an atom. (basic_props:atm/1)
- *The following properties should hold at call time:*
Template is an atom. (basic_props:atm/1)
- *The following properties hold upon exit:*
Filename is an atom. (basic_props:atm/1)

mktemp_in_tmp/2: PREDICATE

No further documentation available for this predicate.

file_exists/1: PREDICATE

`file_exists(File)`

Succeeds if **File** (a file or directory) exists (and is accessible).

Usage:

- *The following properties should hold at call time:*
File is an atom. (basic_props:atm/1)

file_exists/2: PREDICATE

`file_exists(File,Mode)`

File (a file or directory) exists and it is accessible with **Mode**, as in the Unix call `access(2)`. Typically, **Mode** is 4 for read permission, 2 for write permission and 1 for execute permission.

(Trust) Usage:

- *The following properties should hold at call time:*
File is an atom. (basic_props:atm/1)
Mode is an integer. (basic_props:int/1)
- *The following properties hold upon exit:*
File is an atom. (basic_props:atm/1)
Mode is an integer. (basic_props:int/1)

file_property/2:

PREDICATE

`file_property(File,Property)`

File has the property Property. The possible properties are:

`type(Type)`Type is one of `regular`, `directory`, `fifo`, `socket` or `unknown`.`linkto(Linkto)`

If File is a symbolic link, Linkto is the file pointed to by the link (and the other properties come from that file, not from the link itself).

`mod_time(ModTime)`

ModTime is the time of last modification (seconds since January, 1, 1970).

`mode(Protection)`

Protection is the protection mode.

`size(Size)` Size is the size.

If Property is uninstantiated, the predicate will enumerate the properties on backtracking.

Usage:

- *Call and exit should be compatible with:*

Property is a compound term.

(basic_props:struct/1)

- *The following properties should hold at call time:*

File is an atom.

(basic_props:atm/1)

- *The following properties should hold upon exit:*

Property is a compound term.

(basic_props:struct/1)

file_properties/6:

PREDICATE

`file_properties(Path,Type,Linkto,Time,Protection,Size)`

The file Path has the following properties:

- File type Type (one of `regular`, `directory`, `fifo`, `socket` or `unknown`).
- If Path is a symbolic link, Linkto is the file pointed to. All other properties come from the file pointed, not the link. Linkto is "" if Path is not a symbolic link.
- Time of last modification Time (seconds since January, 1, 1970).
- Protection mode Protection.
- Size in bytes Size.

(Trust) Usage:

- *Calls should, and exit will be compatible with:*

Type is an atom.

(basic_props:atm/1)

Linkto is an atom.

(basic_props:atm/1)

Time is an integer.

(basic_props:int/1)

Protection is an integer.

(basic_props:int/1)

Size is an integer.

(basic_props:int/1)

- *The following properties should hold at call time:*

Path is an atom.

(basic_props:atm/1)

- *The following properties hold upon exit:*
- `Type` is an atom. (basic_props:atm/1)
- `Linkto` is an atom. (basic_props:atm/1)
- `Time` is an integer. (basic_props:int/1)
- `Protection` is an integer. (basic_props:int/1)
- `Size` is an integer. (basic_props:int/1)

modif_time/2: PREDICATE

`modif_time(File,Time)`

The file `File` was last modified at `Time`, which is in seconds since January, 1, 1970. Fails if `File` does not exist.

Usage:

- *Call and exit should be compatible with:*
- `Time` is an integer. (basic_props:int/1)
- *The following properties should hold at call time:*
- `File` is an atom. (basic_props:atm/1)
- *The following properties should hold upon exit:*
- `Time` is an integer. (basic_props:int/1)

modif_time0/2: PREDICATE

`modif_time0(File,Time)`

If `File` exists, `Time` is its latest modification time, as in `modif_time/2`. Otherwise, if `File` does not exist, `Time` is zero.

Usage:

- *Call and exit should be compatible with:*
- `Time` is an integer. (basic_props:int/1)
- *The following properties should hold at call time:*
- `File` is an atom. (basic_props:atm/1)
- *The following properties should hold upon exit:*
- `Time` is an integer. (basic_props:int/1)

touch/1: PREDICATE

`touch(File)`

Change the modification time of `File` to the current time of day. If the file does not exist, it is created with default permissions.

Note: This operation cannot be fully implemented with `modif_time/2`. In POSIX systems, that can be done as long as the user has write permissions on the file, even if the owner is different. Change of modification time to arbitrary time values is not allowed in this case.

Usage:

- *The following properties should hold at call time:*
- `File` is an atom. (basic_props:atm/1)

fmode/2:

PREDICATE

`fmode(File,Mode)`The file `File` has protection mode `Mode`.**Usage:**

- *Call and exit should be compatible with:*
`Mode` is an integer. (basic_props:int/1)
- *The following properties should hold at call time:*
`File` is an atom. (basic_props:atom/1)
- *The following properties should hold upon exit:*
`Mode` is an integer. (basic_props:int/1)

chmod/2:

PREDICATE

`chmod(File,NewMode)`Change the protection mode of file `File` to `NewMode`.**(Trust) Usage:**

- *The following properties should hold at call time:*
`File` is an atom. (basic_props:atom/1)
`NewMode` is an integer. (basic_props:int/1)

chmod/3:

PREDICATE

`chmod(File,OldMode,NewMode)`The file `File` has protection mode `OldMode` and it is changed to `NewMode`.**Usage 1:**

- *Call and exit should be compatible with:*
`OldMode` is an integer. (basic_props:int/1)
- *The following properties should hold at call time:*
`File` is an atom. (basic_props:atom/1)
`NewMode` is an integer. (basic_props:int/1)
- *The following properties should hold upon exit:*
`OldMode` is an integer. (basic_props:int/1)

Usage 2: `chmod(File,OldMode,NewMode)`If `OldMode` is identical to `NewMode` then it is equivalent to `fmode(File,OldMode)`

- *The following properties should hold at call time:*
`File` is an atom. (basic_props:atom/1)
`OldMode` is a free variable. (term_typing:var/1)
`NewMode` is a free variable. (term_typing:var/1)
- *The following properties should hold upon exit:*
`File` is an atom. (basic_props:atom/1)
`OldMode` is an atom. (basic_props:atom/1)
`NewMode` is an atom. (basic_props:atom/1)

- set_exec_mode/2:** PREDICATE
 set_exec_mode(SourceName,ExecName)
 Copies the permissions of SourceName to ExecName adding permissions to execute.
(True) Usage:
 – *The following properties should hold at call time:*
 SourceName is an atom. (basic_props:atm/1)
 ExecName is an atom. (basic_props:atm/1)
- delete_file/1:** PREDICATE
 delete_file(File)
 Delete the file File.
(Trust) Usage:
 – *The following properties should hold at call time:*
 File is an atom. (basic_props:atm/1)
- delete_directory/1:** PREDICATE
 delete_directory(File)
 Delete the directory Directory.
(Trust) Usage:
 – *The following properties should hold at call time:*
 File is an atom. (basic_props:atm/1)
- rename_file/2:** PREDICATE
 rename_file(File1,File2)
 Change the name of File1 to File2.
(Trust) Usage:
 – *The following properties should hold at call time:*
 File1 is an atom. (basic_props:atm/1)
 File2 is an atom. (basic_props:atm/1)
- using_windows/0:** PREDICATE
(True) Usage:
 Success if the operating system is using windows instead of a posix operating system (which includes cygwin under windows). To do this, we look at the CIAOSCRIP environment variable, so if it is defined we suppose we are inside a posix operating system (and not windows).
- winpath/2:** PREDICATE
 Usage 1: winpath(A,B)

- *The following properties should hold at call time:*
 - A is an atom. (basic_props:atm/1)
 - B is a free variable. (term_typing:var/1)
- *The following properties should hold upon exit:*
 - A is an atom. (basic_props:atm/1)
 - B is an atom. (basic_props:atm/1)

Usage 2: winpath(A,B)

- *The following properties should hold at call time:*
 - A is a free variable. (term_typing:var/1)
 - B is an atom. (basic_props:atm/1)
- *The following properties should hold upon exit:*
 - A is an atom. (basic_props:atm/1)
 - B is an atom. (basic_props:atm/1)

Usage 3: winpath(A,B)

- *The following properties should hold at call time:*
 - A is an atom. (basic_props:atm/1)
 - B is an atom. (basic_props:atm/1)
- *The following properties should hold upon exit:*
 - A is an atom. (basic_props:atm/1)
 - B is an atom. (basic_props:atm/1)

winpath/3:

PREDICATE

winpath(Option,Posix,WinPath)

Option specifies if you want to get a relative or a full path. Posix represent a path as usual in unix, and WinPath is the Windows-Style representation of Posix.

Usage 1:

- *The following properties should hold at call time:*
 - Option is a free variable. (term_typing:var/1)
 - Posix is a free variable. (term_typing:var/1)
 - WinPath is an atom. (basic_props:atm/1)
- *The following properties should hold upon exit:*
 - system:winpath_option(Option) (system:winpath_option/1)
 - Posix is an atom. (basic_props:atm/1)

Usage 2:

- *The following properties should hold at call time:*
 - Option is a free variable. (term_typing:var/1)
 - Posix is an atom. (basic_props:atm/1)
 - WinPath is a free variable. (term_typing:var/1)
- *The following properties should hold upon exit:*
 - system:winpath_option(Option) (system:winpath_option/1)
 - WinPath is an atom. (basic_props:atm/1)

winpath_c/3: PREDICATE
 Same as winpath/3, but for strings.

cyg2win/3: PREDICATE
Usage: `cyg2win(CygWinPath,WindowsPath,SwapSlash)`
 Converts a posix path to a Windows-style path. If `SwapSlash` is `swap`, slashes are converted in to backslash. If it is `noswap`, they are preserved.

- *The following properties should hold at call time:*
 - `CygWinPath` is a string (a list of character codes). (basic_props:string/1)
 - `WindowsPath` is a free variable. (term_typing:var/1)
 - `SwapSlash` is currently instantiated to an atom. (term_typing:atom/1)
- *The following properties should hold upon exit:*
 - `CygWinPath` is a string (a list of character codes). (basic_props:string/1)
 - `WindowsPath` is a string (a list of character codes). (basic_props:string/1)
 - `SwapSlash` is currently instantiated to an atom. (term_typing:atom/1)

no_swapslash/3: PREDICATE
 No further documentation available for this predicate.

replace_characters/4: PREDICATE
replace_characters(String,SearchChar,ReplaceChar,Output)
 Replaces all the occurrences of `SearchChar` by `ReplaceChar` and unifies the result with `Output`

system_error_report/1: PREDICATE
Usage: `system_error_report(Report)`
 Report is the error message from the last system call, like `strerror` in POSIX.

- *The following properties should hold at call time:*
 - `Report` is a free variable. (term_typing:var/1)
- *The following properties should hold upon exit:*
 - `Report` is an atom. (basic_props:atom/1)

58.3 Documentation on multifiles (system)

define_flag/3: PREDICATE
(Trust) Usage: `define_flag(Flag,FlagValues,Default)`

- *The following properties hold upon exit:*
 - `Flag` is an atom. (basic_props:atom/1)
 - Define the valid flag values (basic_props:flag-values/1)

The predicate is *multifile*.

58.4 Known bugs and planned improvements (system)

- Run-time checks have been reported not to work with this code. That means that either the assertions here, or the code that implements the run-time checks are erroneous.
- In some situations, `copy_file` don't work when the second argument is a directory, example: `copy_file('site/ciaopp_online.html' , ~distdir, yes)`,
- `shell/n` commands have a bug in Windows: if the environment variable SHELL is instantiated to some Windows shell implementation, then it is very possible that `shell/{1,2}` will not work, as it is always called with the `-c` flag to start the user command. For example, COMMAND.COM **might** need the flag `/C` – but there is no way to know a priori which command line option is necessary for every shell! It does not seems usual that Windows sets the SHELL environment variable: if it is not set, we set it up at startup time to point to the `sh.exe` provided with Ciao, which is able to start Windows applications. Therefore, `?- shell('command.com')` just works.
- If `exec/4` does not find the command to be executed, there is no visible error message: it is sent to a error output which has already been assigned to a different stream, disconnected from the one the user sees.

59 Prolog system internal predicates

Author(s): Manuel Carro, Daniel Cabeza, José F. Morales, Mats Carlsson (original author).

This module implements some miscellaneous predicates which provide access to some internal statistics, special properties of the predicates, etc.

59.1 Usage and interface (prolog_sys)

- **Library usage:**
 - :- use_module(library(prolog_sys)).
- **Exports:**
 - *Predicates:*
 - statistics/0, statistics/2, new_atom/1, predicate_property/2, predicate_property/3, current_atom/1, garbage_collect/0.
 - *Regular Types:*
 - clockfreq_result/1, tick_result/1, symbol_result/1, gc_result/1, memory_result/1, time_result/1, symbol_option/1, garbage_collection_option/1, memory_option/1, clockfreq_option/1, tick_option/1, time_option/1.
- **Imports:**
 - *Packages:*
 - prelude, nonpure, assertions, isomodes.

59.2 Documentation on exports (prolog_sys)

statistics/0: PREDICATE
(Trust) Usage:
 Prints statistics about the system.

statistics/2: PREDICATE
Usage 1: statistics(Tick_option, Tick_result)
 Gather information about clock ticks (either run, user, system or wall tick) since last consult or since start of program. A tick is the smallest amount of time that a clock can measure.

- *The following properties should hold at call time:*
 - Options to get information about execution ticks. (prolog_sys:tick_option/1)
 - Tick_result is any term. (basic_props:term/1)
- *The following properties should hold upon exit:*
 - Options to get information about execution ticks. (prolog_sys:tick_option/1)
 - Tick_result is a two-element list of numbers. The first number is the number of ticks since the start of the execution; the second number is the number of ticks since the previous consult to tick. (prolog_sys:tick_result/1)

Usage 2: statistics(Clockfreq_option, Clockfreq_result)

Gather information about frequency of the clocks used to measure the ticks (either run-user, system or wall clock). Results are returned in hertz. This value also can be defined as the amount of ticks that a clock can measure in one second.

- *The following properties should hold at call time:*
Options to get information about the frequency of clocks used to get the ticks. (prolog_sys:clockfreq_option/1)
Clockfreq_result is any term. (basic_props:term/1)
- *The following properties should hold upon exit:*
Options to get information about the frequency of clocks used to get the ticks. (prolog_sys:clockfreq_option/1)
Clockfreq_result is a number. It gives the frequency in hertz used by the clock get the ticks. (prolog_sys:clockfreq_result/1)

Usage 3: statistics(Time_option, Time_result)

Gather information about time (either process time or wall time) since last consult or since start of program. Results are returned in milliseconds. Note that internally, time is calculated as:

$$\text{Time_result} = (\text{Tick_result} / \text{Clockfreq_result}) * 1000$$

- *The following properties should hold at call time:*
Options to get information about execution time. Time_option must be one of runtime, usertime, systemtime or walltime. (prolog_sys:time_option/1)
Time_result is any term. (basic_props:term/1)
- *The following properties should hold upon exit:*
Options to get information about execution time. Time_option must be one of runtime, usertime, systemtime or walltime. (prolog_sys:time_option/1)
Time_result is a two-element list of numbers. The first number is the time since the start of the execution; the second number is the time since the previous consult to time. (prolog_sys:time_result/1)

Usage 4: statistics(Memory_option, Memory_result)

Gather information about memory consumption.

- *The following properties should hold at call time:*
Options to get information about memory usage. (prolog_sys:memory_option/1)
Memory_result is any term. (basic_props:term/1)
- *The following properties should hold upon exit:*
Options to get information about memory usage. (prolog_sys:memory_option/1)
Result is a two-element list of integers. The first element is the space taken up by the option selected, measured in bytes; the second integer is zero for program space (which grows as necessary), and the amount of free space otherwise. (prolog_sys:memory_result/1)

Usage 5: statistics(Garbage_collection_option, Gc_result)

Gather information about garbage collection.

- *The following properties should hold at call time:*
Options to get information about garbage collection. (prolog_sys:garbage_collection_option/1)
Gc_result is any term. (basic_props:term/1)

- *The following properties should hold upon exit:*

Options to get information about garbage collection. (prolog_sys:garbage_collection_option/1)

Gc_result is a tree-element list of integers, related to garbage collection and memory management. When **stack_shifts** is selected, the first one is the number of shifts (reallocations) of the local stack; the second is the number of shifts of the trail, and the third is the time spent in these shifts. When **garbage_collection** is selected, the numbers are, respectively, the number of garbage collections performed, the number of bytes freed, and the time spent in garbage collection. (prolog_sys:gc_result/1)

Usage 6: statistics(Symbol_option,Symbol_result)

Gather information about number of symbols and predicates.

- *The following properties should hold at call time:*

Option to get information about the number of symbols in the program. (prolog_sys:symbol_option/1)

Symbol_result is any term. (basic_props:term/1)

- *The following properties should hold upon exit:*

Option to get information about the number of symbols in the program. (prolog_sys:symbol_option/1)

Symbol_result is a two-element list of integers. The first one is the number of atom, functor, and predicate names in the symbol table. The second is the number of predicates known to be defined (although maybe without clauses). (prolog_sys:symbol_result/1)

Usage 7: statistics(Option,Arg2)

If **Option** is unbound, it is bound to the values on the other cases.

- *Call and exit should be compatible with:*

Arg2 is any term. (basic_props:term/1)

- *The following properties should hold upon exit:*

Arg2 is any term. (basic_props:term/1)

clockfreq_result/1: REGTYPE

(**True**) **Usage:** clockfreq_result(Result)

Result is a number. It gives the frequency in hertz used by the clock get the ticks.

tick_result/1: REGTYPE

(**True**) **Usage:** tick_result(Result)

Result is a two-element list of numbers. The first number is the number of ticks since the start of the execution; the second number is the number of ticks since the previous consult to tick.

new_atom/1: PREDICATE

(**Trust**) **Usage:** new_atom(Atom)

Returns, on success, a new atom, not existing before in the system. The entry argument must be a variable. The idea behind this atom generation is to provide a fast source of identifiers for new objects, concurrent predicates, etc. on the fly.

- *The following properties should hold at call time:*
Atom is a free variable. (term_typing:var/1)
- *The following properties hold upon exit:*
Atom is an atom. (basic_props:atm/1)

symbol_result/1: REGTYPE

(**True**) Usage: symbol_result(Result)

Result is a two-element list of integers. The first one is the number of atom, functor, and predicate names in the symbol table. The second is the number of predicates known to be defined (although maybe without clauses).

gc_result/1: REGTYPE

(**True**) Usage: gc_result(Result)

Result is a tree-element list of integers, related to garbage collection and memory management. When **stack_shifts** is selected, the first one is the number of shifts (reallocations) of the local stack; the second is the number of shifts of the trail, and the third is the time spent in these shifts. When **garbage_collection** is selected, the numbers are, respectively, the number of garbage collections performed, the number of bytes freed, and the time spent in garbage collection.

memory_result/1: REGTYPE

(**True**) Usage: memory_result(Result)

Result is a two-element list of integers. The first element is the space taken up by the option selected, measured in bytes; the second integer is zero for program space (which grows as necessary), and the amount of free space otherwise.

time_result/1: REGTYPE

(**True**) Usage: time_result(Result)

Result is a two-element list of numbers. The first number is the time since the start of the execution; the second number is the time since the previous consult to time.

symbol_option/1: REGTYPE

(**True**) Usage: symbol_option(M)

Option to get information about the number of symbols in the program.

garbage_collection_option/1: REGTYPE

(**True**) Usage: garbage_collection_option(M)

Options to get information about garbage collection.

- memory_option/1:** REGTYPE
 (True) Usage: memory_option(M)
 Options to get information about memory usage.
- clockfreq_option/1:** REGTYPE
 (True) Usage: clockfreq_option(M)
 Options to get information about the frequency of clocks used to get the ticks.
- tick_option/1:** REGTYPE
 (True) Usage: tick_option(M)
 Options to get information about execution ticks.
- time_option/1:** REGTYPE
 (True) Usage: time_option(M)
 Options to get information about execution time. M must be one of runtime, usertime, systemtime or walltime.
- predicate_property/2:** PREDICATE
 Usage: predicate_property(Head,Property)
 The predicate Head, visible from the current module, (a goal) has the property Property.
 – *The following properties should hold upon exit:*
 Head is a term which represents a goal, i.e., an atom or a structure. (basic_props:callable/1)
 Property is an atom. (basic_props:atom/1)
- General properties:**
Test: predicate_property(Head,Prop)
 Predicate property of true/0 is compiled
 – *If the following properties should hold at call time:*
 term_basic:Head=true (term_basic:= /2)
then the following properties should hold upon exit:
 term_basic:Prop=compiled (term_basic:= /2)
- predicate_property/3:** PREDICATE
 No further documentation available for this predicate.
- current_atom/1:** PREDICATE
 (Trust) Usage: current_atom(Atom)
 Enumerates on backtracking all the existing atoms in the system.
 – *The following properties hold upon exit:*
 Atom is an atom. (basic_props:atom/1)

garbage_collect/0:

PREDICATE

(Trust) Usage:

Forces garbage collection when called.

59.3 Known bugs and planned improvements (prolog_sys)

- The space used by the process is not measured here: process data, code, and stack also take up memory. The memory reported for atoms is not what is actually used, but the space used up by the hash table (which is enlarged as needed).
- The predicate `predicate_property/2` needs more work:
 - Efficiency: In order to be complete and efficient, this needs to be a built-in predicate of our module system. Consulting predicate properties does not seem a dangerous operation (except that, when it cannot be resolved at compile-time, it prevents removal of module runtime information).
 - Correctness: The head is automatically module-expanded on call. If the head is not module-expanded, there are consistency problems. Other systems avoid those problems by disallowing the import of two predicates with the same name from different modules. That is clearly not a solution in Ciao.
- Implement a `'$predicate_property'/2` where the module can be specified. That will simplify the `predicate_property/2` implementation

60 DEC-10 Prolog file IO

This module implements the support for DEC-10 Prolog style file I/O.

60.1 Usage and interface (dec10_io)

- **Library usage:**
`:- use_module(library(dec10_io)).`
- **Exports:**
 - *Predicates:*
`see/1, seeing/1, seen/0, tell/1, telling/1, told/0, close_file/1.`
- **Imports:**
 - *Packages:*
`prelude, nonpure, assertions, regtypes.`

60.2 Documentation on exports (dec10_io)

- see/1:** PREDICATE
Usage: `see(File)`
 – *The following properties should hold at call time:*
 File is currently instantiated to an atom. (term_typing:atom/1)
- seeing/1:** PREDICATE
Usage: `seeing(File)`
 – *The following properties should hold upon exit:*
 File is currently instantiated to an atom. (term_typing:atom/1)
- seen/0:** PREDICATE
 No further documentation available for this predicate.
- tell/1:** PREDICATE
Usage: `tell(File)`
 – *The following properties should hold at call time:*
 File is currently instantiated to an atom. (term_typing:atom/1)
- telling/1:** PREDICATE
Usage: `telling(File)`
 – *The following properties should hold upon exit:*
 File is currently instantiated to an atom. (term_typing:atom/1)

told/0:

No further documentation available for this predicate.

PREDICATE

close_file/1:

No further documentation available for this predicate.

PREDICATE

61 Quintus-like internal database

Author(s): The CLIP Group.

The predicates described in this section were introduced in early implementations of Prolog to provide efficient means of performing operations on large quantities of data. The introduction of indexed dynamic predicates have rendered these predicates obsolete, and the sole purpose of providing them is to support existing code. There is no reason whatsoever to use them in new code.

These predicates store arbitrary terms in the database without interfering with the clauses which make up the program. The terms which are stored in this way can subsequently be retrieved via the key on which they were stored. Many terms may be stored on the same key, and they can be individually accessed by pattern matching. Alternatively, access can be achieved via a special identifier which uniquely identifies each recorded term and which is returned when the term is stored.

61.1 Usage and interface (old_database)

- **Library usage:**
:- use_module(library(old_database)).
- **Exports:**
 - *Predicates:*
recorda/3, recordz/3, recorded/3, current_key/2.
- **Imports:**
 - *Packages:*
prelude, nonpure, assertions, isomodes.

61.2 Documentation on exports (old_database)

recorda/3: PREDICATE

recorda(Key, Term, Ref)

The term **Term** is recorded in the internal database as the first item for the key **Key**, where **Ref** is its implementation-defined identifier. The key must be given, and only its principal functor is significant. Any uninstantiated variables in the **Term** will be replaced by new private variables, along with copies of any subgoals blocked on these variables.

Usage: recorda(Key, Term, Ref)

- *The following properties should hold at call time:*
 - Key is currently a term which is not a free variable. (term-typing:nonvar/1)
 - Ref is a free variable. (term-typing:var/1)
- *The following properties should hold globally:*
 - This predicate is understood natively by CiaoPP. (basic_props:native/1)

recordz/3: PREDICATE

recordz(Key, Term, Ref)

Like recorda/3, except that the new term becomes the *last* item for the key **Key**.

Usage: recordz(Key, Term, Ref)

- *The following properties should hold at call time:*
 - Key** is currently a term which is not a free variable. (term_typing:nonvar/1)
 - Ref** is a free variable. (term_typing:var/1)
- *The following properties should hold globally:*
 - This predicate is understood natively by CiaoPP. (basic_props:native/1)

recorded/3:

PREDICATE

recorded(Key,Term,Ref)

The internal database is searched for terms recorded under the key **Key**. These terms are successively unified with **Term** in the order they occur in the database. At the same time, **Ref** is unified with the implementation-defined identifier uniquely identifying the recorded item. If the key is instantiated to a compound term, only its principal functor is significant. If the key is uninstantiated, all terms in the database are successively unified with **Term** in the order they occur.

Usage: **recorded**(Key,Term,Ref)

- *The following properties should hold globally:*
 - This predicate is understood natively by CiaoPP. (basic_props:native/1)

current_key/2:

PREDICATE

current_key(KeyName,KeyTerm)

KeyTerm is the most general form of the key for a currently recorded term, and **KeyName** is the name of that key. This predicate can be used to enumerate in undefined order all keys for currently recorded terms through backtracking.

Usage: **current_key**(Name,Key)

- *The following properties should hold globally:*
 - This predicate is understood natively by CiaoPP. (basic_props:native/1)

62 ttyout (library)

62.1 Usage and interface (ttyout)

- **Library usage:**
`:- use_module(library(ttyout)).`
- **Exports:**
 - *Predicates:*
`ttyget/1, ttyget1/1, ttynl/0, ttyput/1, ttyskip/1, ttytab/1, ttyflush/0,`
`ttydisplay/1, ttydisplayq/1, ttyskipeol/0, ttydisplay_string/1.`
- **Imports:**
 - *Packages:*
`prelude, nonpure, assertions.`

62.2 Documentation on exports (ttyout)

- ttyget/1:** PREDICATE
Usage: `ttyget(X)`
 – *The following properties should hold upon exit:*
`X` is an integer. (basic_props:int/1)
 – *The following properties should hold globally:*
 This predicate is understood natively by CiaoPP. (basic_props:native/1)
- ttyget1/1:** PREDICATE
 No further documentation available for this predicate.
- ttynl/0:** PREDICATE
True:
 – *The following properties hold globally:*
 This predicate is understood natively by CiaoPP. (basic_props:native/1)
- ttyput/1:** PREDICATE
Usage: `ttyput(X)`
 – *The following properties should hold at call time:*
`X` is an integer. (basic_props:int/1)
 – *The following properties should hold globally:*
 This predicate is understood natively by CiaoPP. (basic_props:native/1)

ttyskip/1: No further documentation available for this predicate.	PREDICATE
ttytab/1: No further documentation available for this predicate.	PREDICATE
ttyflush/0: True: – <i>The following properties hold globally:</i> This predicate is understood natively by CiaoPP.	PREDICATE (basic_props:native/1)
ttydisplay/1: No further documentation available for this predicate.	PREDICATE
ttydisplayq/1: No further documentation available for this predicate.	PREDICATE
ttyskipeol/0: No further documentation available for this predicate.	PREDICATE
ttydisplay_string/1: No further documentation available for this predicate.	PREDICATE

63 Enabling operators at run-time

Author(s): Daniel Cabeza.

This library package allows the use of the statically defined operators of a module for the reading performed at run-time by the program that uses the module. Simply by using this package the operator definitions appearing in the module are enabled during the execution of the program.

63.1 Usage and interface (runtime_ops_doc)

- **Library usage:**
 - `:- use_package(runtime_ops).`
 - or
 - `:- module(..., ..., [runtime_ops]).`
- **Imports:**
 - *System library modules:*
`operators.`
 - *Packages:*
`prelude, nonpure, assertions.`

PART V - Assertions, Properties, Types, Modes, Comments (assertions)

Author(s): The CLIP Group.

Ciao allows *annotating* the program code with *assertions*. Such assertions include type and instantiation mode declarations, but also more general properties as well as comments for *autodocumentation* in the *literate programming* style. These assertions document predicates (and modules and whole applications) and can be used by the Ciao preprocessor/compiler while debugging and optimizing the program or library, and by the Ciao documenter to build program or library reference manuals.

64 The Ciao assertion package

Author(s): Manuel Hermenegildo, Francisco Bueno, German Puebla.

The `assertions` package adds a number of new declaration definitions and new operator definitions which allow including program assertions in user programs. Such assertions can be used to describe predicates, properties, modules, applications, etc. These descriptions can contain formal specifications (such as sets of preconditions, post-conditions, or descriptions of computations) as well as machine-readable textual comments.

This module is part of the `assertions` library. It defines the basic code-related assertions, i.e., those intended to be used mainly by compilation-related tools, such as the static analyzer or the run-time test generator.

Giving specifications for predicates and other program elements is the main functionality documented here. The exact syntax of comments is described in the autodocumenter (`lpdoc` [Knu84,Her99]) manual, although some support for adding machine-readable comments in assertions is also mentioned here.

There are two kinds of assertions: predicate assertions and program point assertions. All predicate assertions are currently placed as directives in the source code, i.e., preceded by “:-”. Program point assertions are placed as goals in clause bodies.

64.1 More info

The facilities provided by the library are documented in the description of its component modules. This documentation is intended to provide information only at a “reference manual” level. For a more tutorial introduction to the subject and some more examples please see [PBH00]. The assertion language implemented in this library is modeled after this design document, although, due to implementation issues, it may differ in some details. The purpose of this manual is to document precisely what the implementation of the library supports at any given point in time.

64.2 Some attention points

- **Formatting commands within text strings:** many of the predicates defined in these modules include arguments intended for providing textual information. This includes titles, descriptions, comments, etc. The type of this argument is a character string. In order for the automatic generation of documentation to work correctly, this character string should adhere to certain conventions. See the description of the `docstring/1` type/grammar for details.
- **Referring to variables:** In order for the automatic documentation system to work correctly, variable names (for example, when referring to arguments in the head patterns of *pred* declarations) must be surrounded by an `@var` command. For example, `@var{VariableName}` should be used for referring to the variable “VariableName”, which will appear then formatted as follows: `VariableName`. See the description of the `docstring/1` type/grammar for details.

64.3 Usage and interface (assertions_doc)

- **Library usage:**

The recommended procedure in order to make use of assertions in user programs is to include the `assertions` syntax library, using one of the following declarations, as appropriate:

```
:- module(...,...,[assertions]).
:- use_package([assertions]).
```

- **Exports:**

- *Predicates:*
`check/1`, `trust/1`, `true/1`, `false/1`.

- **New operators defined:**

```
=>/2 [975,xfx], ::/2 [978,xfx], decl/1 [1150,fx], decl/2 [1150,xfx], pred/1 [1150,fx], pred/2 [1150,xfx], prop/1 [1150,fx], prop/2 [1150,xfx], modedef/1 [1150,fx], calls/1 [1150,fx], calls/2 [1150,xfx], success/1 [1150,fx], success/2 [1150,xfx], test/1 [1150,fx], test/2 [1150,xfx], texec/1 [1150,fx], texec/2 [1150,xfx], comp/1 [1150,fx], comp/2 [1150,xfx], entry/1 [1150,fx], exit/1 [1150,fx], exit/2 [1150,xfx].
```

- **New declarations defined:**

```
pred/1, pred/2, texec/1, texec/2, calls/1, calls/2, success/1, success/2, test/1, test/2, comp/1, comp/2, prop/1, prop/2, entry/1, exit/1, exit/2, modedef/1, decl/1, decl/2, doc/2, comment/2.
```

- **Imports:**

- *System library modules:*
`assertions/assertions_props`.
- *Packages:*
`prelude`, `nonpure`.

64.4 Documentation on new declarations (assertions_doc)

`pred/1`:

DECLARATION

This assertion provides information on a predicate. The body of the assertion (its only argument) contains properties or comments in the formats defined by `assrt_body/1`.

More than one of these assertions may appear per predicate, in which case each one represents a possible “mode” of use (usage) of the predicate. The exact scope of the usage is defined by the properties given for calls in the body of each assertion (which should thus distinguish the different usages intended). All of them together cover all possible modes of usage.

For example, the following assertions describe (all the and the only) modes of usage of predicate `length/2` (see `lists`):

```
:- pred length(L,N) : list * var => list * integer
# "Computes the length of L.".
:- pred length(L,N) : var * integer => list * integer
# "Outputs L of length N.".
:- pred length(L,N) : list * integer => list * integer
# "Checks that L is of length N.".
```

Usage: :- pred AssertionBody.

- *The following properties should hold at call time:*

AssertionBody is an assertion body. (assertions_props:assrt_body/1)

pred/2: DECLARATION

This assertion is similar to a **pred/1** assertion but it is explicitly qualified. Non-qualified **pred/1** assertions are assumed the qualifier **check**.

Usage: :- AssertionStatus pred AssertionBody.

- *The following properties should hold at call time:*

AssertionStatus is an acceptable status for an assertion. (assertions_props:assrt_status/1)

AssertionBody is an assertion body. (assertions_props:assrt_body/1)

texec/1: DECLARATION

This assertion is similar to a **calls/1** assertion but it is used to provide input data and execution commands to the unit-test driver.

Usage: :- texec AssertionBody.

- *The following properties should hold at call time:*

AssertionBody is a call assertion body. (assertions_props:c_assrt_body/1)

texec/2: DECLARATION

This assertion is similar to a **texec/1** assertion but it is explicitly qualified with an assertion status. Non-qualified **texec/1** assertions are assumed to have **check** status.

Usage: :- AssertionStatus texec AssertionBody.

- *The following properties should hold at call time:*

AssertionStatus is an acceptable status for an assertion. (assertions_props:assrt_status/1)

AssertionBody is a call assertion body. (assertions_props:c_assrt_body/1)

calls/1: DECLARATION

This assertion is similar to a **pred/1** assertion but it only provides information about the calls to a predicate. If one or several calls assertions are given they are understood to describe all possible calls to the predicate.

For example, the following assertion describes all possible calls to predicate **is/2** (see **arithmetic**):

```
:- calls is(term,arithexpression).
```

Usage: :- calls AssertionBody.

- *The following properties should hold at call time:*

AssertionBody is a call assertion body. (assertions_props:c_assrt_body/1)

calls/2: DECLARATION

This assertion is similar to a **calls/1** assertion but it is explicitly qualified with an assertion status. Non-qualified **calls/1** assertions are assumed to have **check** status.

Usage: `:- AssertionStatus calls AssertionBody.`

- *The following properties should hold at call time:*

AssertionStatus is an acceptable status for an assertion. (assertions_props:assrt_status/1)

AssertionBody is a call assertion body. (assertions_props:c_assrt_body/1)

success/1: DECLARATION

This assertion is similar to a **pred/1** assertion but it only provides information about the answers to a predicate. The described answers might be conditioned to a particular way of calling the predicate.

For example, the following assertion specifies the answers of the **length/2** predicate *if* it is called as in the first mode of usage above (note that the previous **pred** assertion already conveys such information, however it also compelled the predicate calls, while the **success** assertion does not):

```
:- success length(L,N) : list * var => list * integer.
```

Usage: `:- success AssertionBody.`

- *The following properties should hold at call time:*

AssertionBody is a predicate assertion body. (assertions_props:s_assrt_body/1)

success/2: DECLARATION

success assertion This assertion is similar to a **success/1** assertion but it is explicitly qualified with an assertion status. The status of non-qualified **success/1** assertions is assumed to be **check**.

Usage: `:- AssertionStatus success AssertionBody.`

- *The following properties should hold at call time:*

AssertionStatus is an acceptable status for an assertion. (assertions_props:assrt_status/1)

AssertionBody is a predicate assertion body. (assertions_props:s_assrt_body/1)

test/1: DECLARATION

This assertion is similar to a **success** assertion but it specifies a concrete test case to be run in order verify (partially) that the predicate is working as expected. For example, the following test will verify that the **length** predicate works well for the particular list given:

```
:- test length(L,N) : ( L = [1,2,5,2] ) => ( N = 4 ).
```

Usage: `:- test AssertionBody.`

- *The following properties should hold at call time:*

AssertionBody is a predicate assertion body. (assertions_props:s_assrt_body/1)

test/2: DECLARATION

This assertion is similar to a `test/1` assertion but it is explicitly qualified with an assertion status. Non-qualified `test/1` assertions are assumed to have `check` status. In this context, check means that the test should be executed when the developer runs the test battery.

Usage: `:- AssertionStatus test AssertionBody.`

- *The following properties should hold at call time:*

`AssertionStatus` is an acceptable status for an assertion. (assertions_props:assrt_status/1)

`AssertionBody` is a predicate assertion body. (assertions_props:s_assrt_body/1)

comp/1: DECLARATION

This assertion is similar to a `pred/1` assertion but it only provides information about the global execution properties of a predicate (note that such kind of information is also conveyed by `pred` assertions). The described properties might be conditioned to a particular way of calling the predicate.

For example, the following assertion specifies that the computation of `append/3` (see `lists`) will not fail *if* it is called as described (but does not compel the predicate to be called that way):

```
:- comp append(Xs,Ys,Zs) : var * var * var + not_fail.
```

Usage: `:- comp AssertionBody.`

- *The following properties should hold at call time:*

`AssertionBody` is a `comp` assertion body. (assertions_props:g_assrt_body/1)

comp/2: DECLARATION

This assertion is similar to a `comp/1` assertion but it is explicitly qualified. Non-qualified `comp/1` assertions are assumed the qualifier `check`.

Usage: `:- AssertionStatus comp AssertionBody.`

- *The following properties should hold at call time:*

`AssertionStatus` is an acceptable status for an assertion. (assertions_props:assrt_status/1)

`AssertionBody` is a `comp` assertion body. (assertions_props:g_assrt_body/1)

prop/1: DECLARATION

This assertion is similar to a `pred/1` assertion but it flags that the predicate being documented is also a “property.”

Properties are standard predicates, but which are *guaranteed to terminate for any possible instantiation state of their argument(s)*, do not perform side-effects which may interfere with the program behaviour, and do not further instantiate their arguments or add new constraints.

Provided the above holds, properties can thus be safely used as run-time checks. The program transformation used in `ciaopp` for run-time checking guarantees the third requirement. It also performs some basic checks on properties which in most cases are enough for the second requirement. However, it is the user’s responsibility to guarantee

termination of the properties defined. (See also Chapter 66 [Declaring regular types], page 395 for some considerations applicable to writing properties.)

The set of properties is thus a strict subset of the set of predicates. Note that properties can be used to describe characteristics of arguments in assertions and they can also be executed (called) as any other predicates.

Usage: `:- prop AssertionBody.`

- *The following properties should hold at call time:*

`AssertionBody` is an assertion body. (assertions_props:assrt_body/1)

prop/2: DECLARATION

This assertion is similar to a `prop/1` assertion but it is explicitly qualified. Non-qualified `prop/1` assertions are assumed the qualifier `check`.

Usage: `:- AssertionStatus prop AssertionBody.`

- *The following properties should hold at call time:*

`AssertionStatus` is an acceptable status for an assertion. (assertions_props:assrt_status/1)

`AssertionBody` is an assertion body. (assertions_props:assrt_body/1)

entry/1: DECLARATION

This assertion provides information about the *external* calls to a predicate. It is identical syntactically to a `calls/1` assertion. However, they describe only external calls, i.e., calls to the exported predicates of a module from outside the module, or calls to the predicates in a non-modular file from other files (or the user).

These assertions are *trusted* by the compiler. As a result, if their descriptions are erroneous they can introduce bugs in programs. Thus, `entry/1` assertions should be written with care.

An important use of these assertions is in providing information to the compiler which it may not be able to infer from the program. The main use is in providing information on the ways in which exported predicates of a module will be called from outside the module. This will greatly improve the precision of the analyzer, which otherwise has to assume that the arguments that exported predicates receive are any arbitrary term.

Usage: `:- entry AssertionBody.`

- *The following properties should hold at call time:*

`AssertionBody` is a call assertion body. (assertions_props:c_assrt_body/1)

exit/1: DECLARATION

This type of assertion provides information about the answers that an (exported) predicate provides for *external* calls. It is identical syntactically to a `success/1` assertion. However, it describes only external answers, i.e., answers to the exported predicates of a module from outside the module, or answers to the predicates in a non-modular file from other files (or the user). The described answers may be conditioned to a particular way of calling the predicate. E.g.:

```
:- exit length(L,N) : list * var => list * integer.
```

Usage: `:- exit AssertionBody.`

- *The following properties should hold at call time:*
AssertionBody is a predicate assertion body. (assertions_props:s_assrt_body/1)

exit/2: DECLARATION

This assertion is similar to an **exit/1** assertion but it is explicitly qualified with an assertion status. Non-qualified **exit/1** assertions are assumed the qualifier **check**.

Usage: :- **AssertionStatus** **exit** **AssertionBody**.

- *The following properties should hold at call time:*
AssertionStatus is an acceptable status for an assertion. (assertions_props:assrt_status/1)
AssertionBody is a predicate assertion body. (assertions_props:s_assrt_body/1)

modedef/1: DECLARATION

This assertion is used to define modes. A mode defines in a compact way a set of call and success properties. Once defined, modes can be applied to predicate arguments in assertions. The meaning of this application is that the call and success properties defined by the mode hold for the argument to which the mode is applied. Thus, a mode is conceptually a “property macro”.

The syntax of mode definitions is similar to that of pred declarations. For example, the following set of assertions:

```
:- modedef +A : nonvar(A) # "A is bound upon predicate entry.".

:- pred p(+A,B) : integer(A) => ground(B).
```

is equivalent to:

```
:- pred p(A,B) : (nonvar(A),integer(A)) => ground(B)
   # "A is bound upon predicate entry.".
```

Usage: :- **modedef** **AssertionBody**.

- *The following properties should hold at call time:*
AssertionBody is an assertion body. (assertions_props:assrt_body/1)

decl/1: DECLARATION

This assertion is similar to a **pred/1** assertion but it is used for declarations instead than for predicates.

Usage: :- **decl** **AssertionBody**.

- *The following properties should hold at call time:*
AssertionBody is an assertion body. (assertions_props:assrt_body/1)

decl/2: DECLARATION

This assertion is similar to a **decl/1** assertion but it is explicitly qualified. Non-qualified **decl/1** assertions are assumed the qualifier **check**.

Usage: :- **AssertionStatus** **decl** **AssertionBody**.

- *The following properties should hold at call time:*
AssertionStatus is an acceptable status for an assertion. (assertions_props:assrt_status/1)
AssertionBody is an assertion body. (assertions_props:assrt_body/1)

doc/2: DECLARATION

Usage: `:- doc(Pred, Comment).`

Documentation . This assertion provides a text **Comment** for a given predicate **Pred**.

- *The following properties should hold at call time:*

Pred is a head pattern. (assertions_props:head_pattern/1)

Comment is a text comment with admissible documentation commands. The usual formatting commands that are applicable in comment strings are defined by **stringcommand/1**. See the **lpdoc** manual for documentation on comments. (assertions_props:docstring/1)

comment/2: DECLARATION

Usage: `:- comment(Pred, Comment).`

An alias for **doc/2** (deprecated, for compatibility with older versions).

- *The following properties should hold at call time:*

Pred is a head pattern. (assertions_props:head_pattern/1)

Comment is a text comment with admissible documentation commands. The usual formatting commands that are applicable in comment strings are defined by **stringcommand/1**. See the **lpdoc** manual for documentation on comments. (assertions_props:docstring/1)

64.5 Documentation on exports (assertions_doc)

check/1: PREDICATE

Usage: `check(PropertyConjunction)`

This assertion provides information on a clause program point (position in the body of a clause). Calls to a **check/1** assertion can appear in the body of a clause in any place where a literal can normally appear. The property defined by **PropertyConjunction** should hold in all the run-time stores corresponding to that program point. See also Chapter 70 [Run-time checking of assertions], page 419.

- *The following properties should hold at call time:*

PropertyConjunction is either a term or a *conjunction* of terms. The main functor and arity of each of those terms corresponds to the definition of a property. The first argument of each such term is a variable which appears as a head argument. (assertions_props:property_conjunction/1)

trust/1: PREDICATE

Usage: `trust(PropertyConjunction)`

This assertion also provides information on a clause program point. It is identical syntactically to a **check/1** assertion. However, the properties stated are not taken as something to be checked but are instead *trusted* by the compiler. While the compiler may in some cases detect an inconsistency between a **trust/1** assertion and the program, in all other cases the information given in the assertion will be taken to be true. As a result, if these assertions are erroneous they can introduce bugs in programs. Thus, **trust/1** assertions should be written with care.

An important use of these assertions is in providing information to the compiler which it may not be able to infer from the program (either because the information is not

present or because the analyzer being used is not precise enough). In particular, providing information on external predicates which may not be accessible at the time of compiling the module can greatly improve the precision of the analyzer. This can be easily done with trust assertion.

- *The following properties should hold at call time:*

PropertyConjunction is either a term or a *conjunction* of terms. The main functor and arity of each of those terms corresponds to the definition of a property. The first argument of each such term is a variable which appears as a head argument. (assertions.props:property_conjunction/1)

true/1:

PREDICATE

Usage: true(PropertyConjunction)

This assertion is identical syntactically to a **check/1** assertion. However, the properties stated have been proved to hold by the analyzer. Thus, these assertions often represent the analyzer output.

- *The following properties should hold at call time:*

PropertyConjunction is either a term or a *conjunction* of terms. The main functor and arity of each of those terms corresponds to the definition of a property. The first argument of each such term is a variable which appears as a head argument. (assertions.props:property_conjunction/1)

false/1:

PREDICATE

Usage: false(PropertyConjunction)

This assertion is identical syntactically to a **check/1** assertion. However, the properties stated have been proved not to hold by the analyzer. Thus, these assertions often represent the analyzer output.

- *The following properties should hold at call time:*

PropertyConjunction is either a term or a *conjunction* of terms. The main functor and arity of each of those terms corresponds to the definition of a property. The first argument of each such term is a variable which appears as a head argument. (assertions.props:property_conjunction/1)

65 Types and properties related to assertions

Author(s): Manuel Hermenegildo.

This module is part of the `assertions` library. It provides the formal definition of the syntax of several forms of assertions and describes their meaning. It does so by defining types and properties related to the assertions themselves. The text describes, for example, the overall fields which are admissible in the bodies of assertions, where properties can be used inside these bodies, how to combine properties for a given predicate argument (e.g., conjunctions), etc. and provides some examples.

65.1 Usage and interface (`assertions_props`)

- **Library usage:**

```
:- use_module(library(assertions_props)).
```
- **Exports:**
 - *Properties:*
`head_pattern/1`, `nabody/1`, `docstring/1`.
 - *Regular Types:*
`assrt_body/1`, `complex_arg_property/1`, `property_conjunction/1`, `property_starterm/1`, `complex_goal_property/1`, `dictionary/1`, `c_assrt_body/1`, `s_assrt_body/1`, `g_assrt_body/1`, `assrt_status/1`, `assrt_type/1`, `predfunctor/1`, `propfunctor/1`.
- **Imports:**
 - *Packages:*
`prelude`, `nonpure`, `dcg`, `assertions`, `regtypes`.

65.2 Documentation on exports (`assertions_props`)

assrt_body/1: REGTYPE

This predicate defines the different types of syntax admissible in the bodies of `pred/1`, `decl/1`, etc. assertions. Such a body is of the form:

$$\text{Pr } [:: \text{DP}] \text{ } [:\text{ CP}] \text{ } [=> \text{AP}] \text{ } [+ \text{GP}] \text{ } [\# \text{CO}]$$

where (fields between [...] are optional):

- `Pr` is a head pattern (`head_pattern/1`) which describes the predicate or property and possibly gives some implicit call/answer information.
- `DP` is a (possibly empty) complex argument property (`complex_arg_property/1`) which expresses properties which are compatible with the predicate, i.e., instantiations made by the predicate are *compatible* with the properties in the sense that applying the property at any point would not make it fail.
- `CP` is a (possibly empty) complex argument property (`complex_arg_property/1`) which applies to the *calls* to the predicate.
- `AP` is a (possibly empty) complex argument property (`complex_arg_property/1`) which applies to the *answers* to the predicate (if the predicate succeeds). These only apply if the (possibly empty) properties given for calls in the assertion hold.

- GP is a (possibly empty) complex goal property (`complex_goal_property/1`) which applies to the *whole execution* of a call to the predicate. These only apply if the (possibly empty) properties given for calls in the assertion hold.
- CO is a comment string (`docstring/1`). This comment only applies if the (possibly empty) properties given for calls in the assertion hold. The usual formatting commands that are applicable in comment strings can be used (see `stringcommand/1`).

See the `lpdoc` manual for documentation on assertion comments.

Usage: `assrt_body(X)`

X is an assertion body.

head_pattern/1:

PROPERTY

A head pattern can be a predicate name (functor/arity) (`predname/1`) or a term. Thus, both `p/3` and `p(A,B,C)` are valid head patterns. In the case in which the head pattern is a term, each argument of such a term can be:

- A variable. This is useful in order to be able to refer to the corresponding argument positions by name within properties and in comments. Thus, `p(Input,Parameter,Output)` is a valid head pattern.
- A variable, as above, but preceded by a “ mode.” This mode determines in a compact way certain call or answer properties. For example, the head pattern `p(Input,+Parameter,Output)` is valid, as long as `+/1` is declared as a mode.

Acceptable modes are documented in `library(basicmodes)` and `library(isomodes)`. User defined modes are documented in `modedef/1`.

- Any term. In this case this term determines the instantiation state of the corresponding argument position of the predicate calls to which the assertion applies.
- A ground term preceded by a “ mode.” The ground term determines a property of the corresponding argument. The mode determines if it applies to the calls and/or the successes. The actual property referred to is that given by the term but with one more argument added at the beginning, which is a new variable which, in a rewriting of the head pattern, appears at the argument position occupied by the term. For example, the head pattern `p(Input,+list(int),Output)` is valid for mode `+/1` defined in `library(isomodes)`, and equivalent in this case to having the head pattern `p(Input,A,Output)` and stating that the property `list(A,int)` holds for the calls of the predicate.
- Any term preceded by a “ mode.” In this case, only one variable is admitted, it has to be the first argument of the mode, and it represents the argument position. I.e., it plays the role of the new variable mentioned above. Thus, no rewriting of the head pattern is performed in this case. For example, the head pattern `p(Input,+(Parameter,list(int)),Output)` is valid for mode `+/2` defined in `library(isomodes)`, and equivalent in this case to having the head pattern `p(Input,Parameter,Output)` and stating that the property `list(Parameter,int)` holds for the calls of the predicate.

Usage: `head_pattern(Pr)`

Pr is a head pattern.

complex_arg_property/1:

REGTYPE

`complex_arg_property(Props)`

Props is a (possibly empty) complex argument property. Such properties can appear in two formats, which are defined by `property_conjunction/1` and `property_starterm/1` respectively. The two formats can be mixed provided they are not in the same field of an assertion. I.e., the following is a valid assertion:

```
:- pred foo(X,Y) : nonvar * var => (ground(X),ground(Y)).
```

Usage: `complex_arg_property(Props)`

Props is a (possibly empty) complex argument property

property_conjunction/1:

REGTYPE

This type defines the first, unabridged format in which properties can be expressed in the bodies of assertions. It is essentially a conjunction of properties which refer to variables. The following is an example of a complex property in this format:

- `(integer(X),list(Y,integer))`: X has the property `integer/1` and Y has the property `list/2`, with second argument `integer`.

Usage: `property_conjunction(Props)`

Props is either a term or a *conjunction* of terms. The main functor and arity of each of those terms corresponds to the definition of a property. The first argument of each such term is a variable which appears as a head argument.

property_starterm/1:

REGTYPE

This type defines a second, compact format in which properties can be expressed in the bodies of assertions. A `property_starterm/1` is a term whose main functor is `*/2` and, when it appears in an assertion, the number of terms joined by `*/2` is exactly the arity of the predicate it refers to. A similar series of properties as in `property_conjunction/1` appears, but the arity of each property is one less: the argument position to which they refer (first argument) is left out and determined by the position of the property in the `property_starterm/1`. The idea is that each element of the `*/2` term corresponds to a head argument position. Several properties can be assigned to each argument position by grouping them in curly brackets. The following is an example of a complex property in this format:

- `integer * list(integer)`: the first argument of the procedure (or function, or ...) has the property `integer/1` and the second one has the property `list/2`, with second argument `integer`.
- `{integer,var} * list(integer)`: the first argument of the procedure (or function, or ...) has the properties `integer/1` and `var/1` and the second one has the property `list/2`, with second argument `integer`.

Usage: `property_starterm(Props)`

Props is either a term or several terms separated by `*/2`. The main functor of each of those terms corresponds to that of the definition of a property, and the arity should be one less than in the definition of such property. All arguments of each such term are ground.

complex_goal_property/1:

REGTYPE

`complex_goal_property(Props)`

Props is a (possibly empty) complex goal property. Such properties can be either a term or a *conjunction* of terms. The main functor and arity of each of those terms corresponds

to the definition of a property. Such properties apply to all executions of all goals of the predicate which comply with the assertion in which the **Props** appear.

The arguments of the terms in **Props** are implicitly augmented with a first argument which corresponds to a goal of the predicate of the assertion in which the **Props** appear. For example, the assertion

```
:- comp var(A) + not_further_inst(A).
```

has property `not_further_inst/1` as goal property, and establishes that in all executions of `var(A)` it should hold that `not_further_inst(var(A),A)`.

Usage: `complex_goal_property(Props)`

Props is either a term or a *conjunction* of terms. The main functor and arity of each of those terms corresponds to the definition of a property. A first implicit argument in such terms identifies goals to which the properties apply.

nabody/1: PROPERTY
Usage: `nabody(ABody)`
 ABody is a normalized assertion body.

dictionary/1: REGTYPE
Usage: `dictionary(D)`
 D is a dictionary of variable names.

c_assrt_body/1: REGTYPE
 This predicate defines the different types of syntax admissible in the bodies of `call/1`, `entry/1`, etc. assertions. The following are admissible:
`Pr : CP [# CO]`

where (fields between [...] are optional):

- CP is a (possibly empty) complex argument property (`complex_arg_property/1`) which applies to the *calls* to the predicate.
- CO is a comment string (`docstring/1`). This comment only applies if the (possibly empty) properties given for calls in the assertion hold. The usual formatting commands that are applicable in comment strings can be used (see `stringcommand/1`).

The format of the different parts of the assertion body are given by `n_assrt_body/5` and its auxiliary types.

Usage: `c_assrt_body(X)`

X is a call assertion body.

s_assrt_body/1: REGTYPE
 This predicate defines the different types of syntax admissible in the bodies of `pred/1`, `func/1`, etc. assertions. The following are admissible:

```

Pr : CP => AP # CO
Pr : CP => AP
Pr => AP # CO
Pr => AP

```

where:

- Pr is a head pattern (`head_pattern/1`) which describes the predicate or property and possibly gives some implicit call/answer information.
- CP is a (possibly empty) complex argument property (`complex_arg_property/1`) which applies to the *calls* to the predicate.
- AP is a (possibly empty) complex argument property (`complex_arg_property/1`) which applies to the *answers* to the predicate (if the predicate succeeds). These only apply if the (possibly empty) properties given for calls in the assertion hold.
- CO is a comment string (`docstring/1`). This comment only applies if the (possibly empty) properties given for calls in the assertion hold. The usual formatting commands that are applicable in comment strings can be used (see `stringcommand/1`).

The format of the different parts of the assertion body are given by `n_assrt_body/5` and its auxiliary types.

Usage: `s_assrt_body(X)`

X is a predicate assertion body.

g_assrt_body/1:

REGTYPE

This predicate defines the different types of syntax admissible in the bodies of `comp/1` assertions. The following are admissible:

```

Pr : CP + GP # CO
Pr : CP + GP
Pr + GP # CO
Pr + GP

```

where:

- Pr is a head pattern (`head_pattern/1`) which describes the predicate or property and possibly gives some implicit call/answer information.
- CP is a (possibly empty) complex argument property (`complex_arg_property/1`) which applies to the *calls* to the predicate.
- GP contains (possibly empty) complex goal property (`complex_goal_property/1`) which applies to the *whole execution* of a call to the predicate. These only apply if the (possibly empty) properties given for calls in the assertion hold.
- CO is a comment string (`docstring/1`). This comment only applies if the (possibly empty) properties given for calls in the assertion hold. The usual formatting commands that are applicable in comment strings can be used (see `stringcommand/1`).

The format of the different parts of the assertion body are given by `n_assrt_body/5` and its auxiliary types.

Usage: `g_assrt_body(X)`

X is a comp assertion body.

assrt_status/1: REGTYPE

The types of assertion status. They have the same meaning as the program-point assertions, and are as follows:

```
assrt_status(true).
assrt_status(false).
assrt_status(check).
assrt_status(checked).
assrt_status(trust).
```

Usage: `assrt_status(X)`

X is an acceptable status for an assertion.

assrt_type/1: REGTYPE

The admissible kinds of assertions:

```
assrt_type(pred).
assrt_type(prop).
assrt_type(decl).
assrt_type(func).
assrt_type(calls).
assrt_type(success).
assrt_type(comp).
assrt_type(entry).
assrt_type(exit).
assrt_type(test).
assrt_type(texec).
assrt_type(modedef).
```

Usage: `assrt_type(X)`

X is an admissible kind of assertion.

predfunctor/1: REGTYPE

Usage: `predfunctor(X)`

X is a type of assertion which defines a predicate.

propfunctor/1: REGTYPE

Usage: `propfunctor(X)`

X is a type of assertion which defines a *property*.

docstring/1: PROPERTY

Usage: `docstring(String)`

`String` is a text comment with admissible documentation commands. The usual formatting commands that are applicable in comment strings are defined by `stringcommand/1`. See the `lpdoc` manual for documentation on comments.

66 Declaring regular types

Author(s): Manuel Hermenegildo, Pedro López, Francisco Bueno.

This library package adds declarations and new operator definitions which provide simple syntactic sugar to write regular type definitions in source code. Regular types are just properties which have the additional characteristic of being regular types (`basic_props:regtype/1`), defined below.

For example, this library package allows writing:

```
:- regtype tree(X) # "X is a tree."
```

instead of the more cumbersome:

```
:- prop tree(X) + regtype # "X is a tree."
```

Regular types can be used as properties to describe predicates and play an essential role in program debugging (see the Ciao Prolog preprocessor (`ciaopp`) manual).

In this chapter we explain some general considerations worth taking into account when writing properties in general, not just regular types.

66.1 Defining properties

Given the classes of assertions in the Ciao assertion language, there are two fundamental classes of properties. Properties used in assertions which refer to execution states (i.e., `calls/1`, `success/1`, and the like) are called *properties of execution states*. Properties used in assertions related to computations (i.e., `comp/1`) are called *properties of computations*. Different considerations apply when writing a property of the former or of the latter kind.

Consider a definition of the predicate `string_concat/3` which concatenates two character strings (represented as lists of ASCII codes):

```
string_concat([],L,L).
string_concat([X|Xs],L,[X|NL]):- string_concat(Xs,L,NL).
```

Assume that we would like to state in an assertion that each argument “is a list of integers.” However, we must decide which one of the following two possibilities we mean exactly: “the argument is *instantiated* to a list of integers” (let us call this property `instantiated_to_intlist/1`), or “if any part of the argument is instantiated, this instantiation must be compatible with the argument being a list of integers” (we will call this property `compatible_with_intlist/1`). For example, `instantiated_to_intlist/1` should be true for the terms `[]` and `[1,2]`, but should not for `X`, `[a,2]`, and `[X,2]`. In turn, `compatible_with_intlist/1` should be true for `[]`, `X`, `[1,2]`, and `[X,2]`, but should not be for `[X|1]`, `[a,2]`, and `1`. We refer to properties such as `instantiated_to_intlist/1` above as *instantiation properties* and to those such as `compatible_with_intlist/1` as *compatibility properties* (corresponding to the traditional notions of “instantiation types” and “compatibility types”).

It turns out that both of these notions are quite useful in practice. In the example above, we probably would like to use `compatible_with_intlist/1` to state that on success of `string_concat/3` all three argument must be compatible with lists of integers in an assertion like:

```
:- success string_concat(A,B,C) => ( compatible_with_intlist(A),
                                   compatible_with_intlist(B),
                                   compatible_with_intlist(C) ).
```

With this assertion, no error will be flagged for a call to `string_concat/3` such as `string_concat([20],L,R)`, which on success produces the resulting atom `string_concat([20],L,[20|L])`, but a call `string_concat([],a,R)` would indeed flag an error.

On the other hand, and assuming that we are running on a Prolog system, we would probably like to use `instantiated_to_intlist/1` for `sumlist/2` as follows:

```
:- calls sumlist(L,N) : instantiated_to_intlist(L).
```

```
sumlist([],0).
sumlist([X|R],S) :- sumlist(R,PS), S is PS+X.
```

to describe the type of calls for which the program has been designed, i.e., those in which the first argument of `sumlist/2` is indeed a list of integers.

The property `instantiated_to_intlist/1` might be written as in the following (Prolog) definition:

```
:- prop instantiated_to_intlist/1.

instantiated_to_intlist(X) :-
    nonvar(X), instantiated_to_intlist_aux(X).

instantiated_to_intlist_aux([]).
instantiated_to_intlist_aux([X|T]) :-
    integer(X), instantiated_to_intlist(T).
```

(Recall that the Prolog builtin `integer/1` itself implements an instantiation check, failing if called with a variable as the argument.)

The property `compatible_with_intlist/1` might in turn be written as follows (also in Prolog):

```
:- prop compatible_with_intlist/1.

compatible_with_intlist(X) :- var(X).
compatible_with_intlist(X) :-
    nonvar(X), compatible_with_intlist_aux(X).

compatible_with_intlist_aux([]).
compatible_with_intlist_aux([X|T]) :-
    int_compat(X), compatible_with_intlist(T).

int_compat(X) :- var(X).
int_compat(X) :- nonvar(X), integer(X).
```

Note that these predicates meet the criteria for being properties and thus the `prop/1` declaration is correct.

Ensuring that a property meets the criteria for “not affecting the computation” can sometimes make its coding somewhat tedious. In some ways, one would like to be able to write simply:

```
intlist([]).
intlist([X|R]) :- int(X), intlist(R).
```

(Incidentally, note that the above definition, provided that it suits the requirements for being a property and that `int/1` is a regular type, meets the criteria for being a regular type. Thus, it could be declared `:- regtype intlist/1.`)

But note that (independently of the definition of `int/1`) the definition above is not the correct instantiation check, since it would succeed for a call such as `intlist(X)`. In fact, it is not strictly correct as a compatibility property either, because, while it would fail or succeed as expected, it would perform instantiations (e.g., if called with `intlist(X)` it would bind `X` to []). In practice, it is convenient to provide some run-time support to aid in this task.

The run-time support of the Ciao system (see Chapter 70 [Run-time checking of assertions], page 419) ensures that the execution of properties is performed in such a way that properties written as above can be used directly as instantiation checks. Thus, writing:

```
:- calls sumlist(L,N) : intlist(L).
```

has the desired effect. Also, the same properties can often be used as compatibility checks by writing them in the assertions as `compat(Property)` (`basic_props:compat/1`). Thus, writing:

```
:- success string_concat(A,B,C) => ( compat(intlist(A)),
                                     compat(intlist(B)),
                                     compat(intlist(C)) ).
```

also has the desired effect.

As a general rule, the properties that can be used directly for checking for compatibility should be *downwards closed*, i.e., once they hold they will keep on holding in every state accessible in forwards execution. There are certain predicates which are inherently *instantiation* checks and should not be used as *compatibility* properties nor appear in the definition of a property that is to be used with `compat`. Examples of such predicates (for Prolog) are `==`, `ground`, `nonvar`, `integer`, `atom`, `>`, etc. as they require a certain instantiation degree of their arguments in order to succeed.

In contrast with properties of execution states, *properties of computations* refer to the entire execution of the call(s) that the assertion relates to. One such property is, for example, `not_fail/1` (note that although it has been used as in `:- comp append(Xs,Ys,Zs) + not_fail`, it is in fact read as `not_fail(append(Xs,Ys,Zs))`; see `assertions_props:complex_goal_property/1`). For this property, which should be interpreted as “execution of the predicate either succeeds at least once or loops,” we can use the following predicate `not_fail/1` for run-time checking:

```
not_fail(Goal):-
    if( call(Goal),
        true,           %% then
        warning(Goal) ). %% else
```

where the `warning/1` (library) predicate simply prints a warning message.

In this simple case, implementation of the predicate is not very difficult using the (non-standard) `if/3` builtin predicate present in many Prolog systems.

However, it is not so easy to code predicates which check other properties of the computation and we may in general need to program a meta-interpreter for this purpose.

66.2 Usage and interface (`regtypes_doc`)

- **Library usage:**

```
:- use_package(regtypes).
or
:- module(...,[regtypes]).
```
- **New operators defined:**

```
regtype/1 [1150,fx], regtype/2 [1150,xfx].
```
- **New declarations defined:**

```
regtype/1, regtype/2.
```
- **Imports:**
 - *System library modules:*

```
assertions/assertions_props.
```
 - *Packages:*

```
prelude, assertions, pure.
```

66.3 Documentation on new declarations (regtypes_doc)

regtype/1:

DECLARATION

This assertion is similar to a prop assertion but it flags that the property being documented is also a “regular type.” Regular types are properties whose definitions are *regular programs* (see below). This allows for example checking whether it is in the class of types supported by the regular type checking and inference modules.

A regular program is defined by a set of clauses, each of the form:

$$p(x, v_1, \dots, v_n) \text{ :- body}_1, \dots, \text{body}_k.$$

where:

1. x is a term whose variables (which are called *term variables*) are unique, i.e., it is not allowed to introduce equality constraints between the variables of x .
For example, $p(f(X, Y)) \text{ :- } \dots$ is valid, but $p(f(X, X)) \text{ :- } \dots$ is not.
2. in all clauses defining $p/n+1$ the terms x do not unify except maybe for one single clause in which x is a variable.
3. $n \geq 0$ and p/n is a *parametric type functor* (whereas the predicate defined by the clauses is $p/n+1$).
4. v_1, \dots, v_n are unique variables, which are called *parametric variables*.
5. Each body_i is of the form:
 1. $t(z)$ where z is one of the *term variables* and t is a *regular type expression*;
 2. $q(y, t_1, \dots, t_m)$ where $m \geq 0$, q/m is a *parametric type functor*, not in the set of functors $=/2, \sim/2, ./3$.
 t_1, \dots, t_m are *regular type expressions*, and y is a *term variable*.
6. Each term variable occurs at most once in the clause’s body (and should be as the first argument of a literal).

A *regular type expression* is either a parametric variable or a parametric type functor applied to some of the parametric variables.

A parametric type functor is a regular type, defined by a regular program, or a basic type. Basic types are defined in Chapter 23 [Basic data types and properties], page 133.

The set of regular types is thus a well defined subset of the set of properties. Note that types can be used to describe characteristics of arguments in assertions and they can also be executed (called) as any other predicates.

Usage: `:- regtype AssertionBody.`

- *The following properties should hold at call time:*

`AssertionBody` is an assertion body. (assertions_props:assrt_body/1)

regtype/2:

DECLARATION

This assertion is similar to a `regtype/1` assertion but it is explicitly qualified. Non-qualified `regtype/1` assertions are assumed the qualifier `check`. Note that checking regular type definitions should be done with the `ciaopp` preprocessor.

Usage: `:- AssertionStatus regtype AssertionBody.`

- *The following properties should hold at call time:*

`AssertionStatus` is an acceptable status for an assertion. (assertions_props:assrt_status/1)

`AssertionBody` is an assertion body. (assertions_props:assrt_body/1)

67 Properties which are native to analyzers

Author(s): Francisco Bueno, Manuel Hermenegildo, Pedro López, Edison Mera.

This library contains a set of properties which are natively understood by the different program analyzers of `ciaopp`. They are used by `ciaopp` on output and they can also be used as properties in assertions.

67.1 Usage and interface (`native_props`)

- **Library usage:**

```
:- use_module(library(assertions(native_props)))
```

or also as a package `:- use_package(nativeprops).`

Note the different names of the library and the package.

- **Exports:**

- *Properties:*

```
clique/1, clique_1/1, compat/1, constraint/1, covered/1, covered/2,
exception/1, exception/2, fails/1, finite_solutions/1, have_choicepoints/1,
indep/1, indep/2, instance/1, is_det/1, linear/1, mshare/1, mut_exclusive/1,
no_choicepoints/1, no_exception/1, no_exception/2, no_signal/1, no_signal/2,
non_det/1, nonground/1, not_covered/1, not_fails/1, not_mut_exclusive/1,
num_
solutions/2, solutions/2, possibly_fails/1, possibly_nondet/1, relations/2,
sideff_hard/1, sideff_pure/1, sideff_soft/1, signal/1, signal/2, signals/2,
size/2, size/3, size_lb/2, size_o/2, size_ub/2, size_metric/3, size_metric/4,
succeeds/1, steps/2, steps_lb/2, steps_o/2, steps_ub/2, tau/1, terminates/1,
test_type/2, throws/2, user_output/2.
```

- **Imports:**

- *System library modules:*

```
terms_check, terms_vars, hiordlib, sort, lists, streams, file_utils, system,
odd, rtchecks/rtchecks_send.
```

- *Packages:*

```
prelude, nonpure, assertions, hiord.
```

67.2 Documentation on exports (`native_props`)

`clique/1:`

```
clique(X)
```

X is a set of variables of interest, much the same as a sharing group but X represents all the sharing groups in the powerset of those variables. Similar to a sharing group, a clique is often translated to `ground/1`, `indep/1`, and `indep/2` properties.

Usage: `clique(X)`

The clique pattern is X.

- *The following properties should hold globally:*

This predicate is understood natively by CiaoPP as `clique(X)`.

(basic_props:native/2)

PROPERTY

(ba-

Declares that the assertion in which this comp property appears must not be checked at run-time. Equivalent to `rtcheck(G, impossible)`. (basic_props:no_rtcheck/1)

clique_1/1:

PROPERTY

`clique_1(X)`

X is a set of variables of interest, much the same as a sharing group but **X** represents all the sharing groups in the powerset of those variables but disregarding the singletons. Similar to a sharing group, a `clique_1` is often translated to `ground/1`, `indep/1`, and `indep/2` properties.

Usage: `clique_1(X)`

The 1-clique pattern is **X**.

- *The following properties should hold globally:*

This predicate is understood natively by CiaoPP as `clique_1(X)`. (basic_props:native/2)

Declares that the assertion in which this comp property appears must not be checked at run-time. Equivalent to `rtcheck(G, impossible)`. (basic_props:no_rtcheck/1)

compat/1:

PROPERTY

Usage: `compat(Prop)`

Use `Prop` as a compatibility property.

- *The following properties should hold globally:*

Declares that the assertion in which this comp property appears must not be checked at run-time. Equivalent to `rtcheck(G, impossible)`. (basic_props:no_rtcheck/1)

Meta-predicate with arguments: `compat(goal)`.

constraint/1:

PROPERTY

`constraint(C)`

C contains a list of linear (in)equalities that relate variables and `int` values. For example, `[A < B + 4]` is a constraint while `[A < BC + 4]` or `[A = 3.4, B >= C]` are not.

(True) Usage: `constraint(C)`

C is a list of linear equations

- *The following properties hold globally:*

This predicate is understood natively by CiaoPP. (basic_props:native/1)

covered/1:

PROPERTY

`covered(X)`

For any call of the form **X** there is at least one clause whose test succeeds (i.e., all the calls of the form **X** are covered) [DLGH97].

Usage: `covered(X)`

All the calls of the form **X** are covered.

- *The following properties should hold globally:*

The runtime check of the property have the status `unimplemented`. (basic_props:rtcheck/2)

- covered/2:** PROPERTY
`covered(X,Y)`
 All variables occurring in `X` occur also in `Y`.
(True) Usage: `covered(X,Y)`
`X` is covered by `Y`.
 – *The following properties hold globally:*
 This predicate is understood natively by CiaoPP. (basic_props:native/1)
- exception/1:** PROPERTY
Usage: `exception(Goal)`
 Calls of the form `Goal` throw an exception.
Meta-predicate with arguments: `exception(goal)`.
- exception/2:** PROPERTY
Usage: `exception(Goal,E)`
 Calls of the form `Goal` throw an exception that unifies with `E`.
Meta-predicate with arguments: `exception(goal,?)`.
- fails/1:** PROPERTY
`fails(X)`
 Calls of the form `X` fail.
(True) Usage: `fails(X)`
 Calls of the form `X` fail.
 – *The following properties hold globally:*
 This predicate is understood natively by CiaoPP. (basic_props:native/1)
Meta-predicate with arguments: `fails(goal)`.
- finite_solutions/1:** PROPERTY
`finite_solutions(X)`
 Calls of the form `X` produce a finite number of solutions [DLGH97].
Usage: `finite_solutions(X)`
 All the calls of the form `X` have a finite number of solutions.
 – *The following properties should hold globally:*
 Declares that the assertion in which this comp property appears must not be checked at run-time. Equivalent to `rtcheck(G, impossible)`. (basic_props:no_rtcheck/1)
Meta-predicate with arguments: `finite_solutions(goal)`.

- have_choicepoints/1:** PROPERTY
Usage: `have_choicepoints(X)`
 A call to `X` creates choicepoints.
Meta-predicate with arguments: `have_choicepoints(goal)`.
- indep/1:** PROPERTY
(True) Usage: `indep(X)`
 The variables in pairs in `X` are pairwise independent.
 – *The following properties hold globally:*
 This predicate is understood natively by CiaoPP as `indep(X)`. (`basic_props:native/2`)
- indep/2:** PROPERTY
(True) Usage: `indep(X,Y)`
`X` and `Y` do not have variables in common.
 – *The following properties hold globally:*
 This predicate is understood natively by CiaoPP as `indep([[X,Y]])`. (`basic_props:native/2`)
- instance/1:** PROPERTY
Usage: `instance(Prop)`
 Use `Prop` as an instantiation property. Verify that execution of `Prop` does not produce bindings for the argument variables.
 – *The following properties should hold globally:*
 Declares that the assertion in which this comp property appears must not be checked at run-time. Equivalent to `rtcheck(G, impossible)`. (`basic_props:no_rtcheck/1`)
Meta-predicate with arguments: `instance(goal)`.
- is_det/1:** PROPERTY
`is_det(X)`
 All calls of the form `X` are deterministic, i.e., produce at most one solution, or do not terminate. In other words, if `X` succeeds, it can only succeed once. It can still leave choice points after its execution, but when backtracking into these, it can only fail or go into an infinite loop.
Usage: `is_det(X)`
 All calls of the form `X` are deterministic.
Meta-predicate with arguments: `is_det(goal)`.

linear/1:

PROPERTY

`linear(X)`

`X` is bound to a term which is linear, i.e., if it contains any variables, such variables appear only once in the term. For example, `[1,2,3]` and `f(A,B)` are linear terms, while `f(A,A)` is not.

(True) Usage: `linear(X)`

`X` is instantiated to a linear term.

- *The following properties hold globally:*

This predicate is understood natively by CiaoPP. (basic_props:native/1)

mshare/1:

PROPERTY

`mshare(X)`

`X` contains all *sharing sets* [JL88,MH89] which specify the possible variable occurrences in the terms to which the variables involved in the clause may be bound. Sharing sets are a compact way of representing groundness of variables and dependencies between variables. This representation is however generally difficult to read for humans. For this reason, this information is often translated to `ground/1`, `indep/1` and `indep/2` properties, which are easier to read.

Usage: `mshare(X)`

The sharing pattern is `X`.

- *The following properties should hold globally:*

This predicate is understood natively by CiaoPP as `sharing(X)`. (basic_props:native/2)

Declares that the assertion in which this comp property appears must not be checked at run-time. Equivalent to `rtcheck(G, impossible)`. (basic_props:no_rtcheck/1)

General properties:**Test:** `mshare(L)`

- *If the following properties should hold at call time:*

`term_basic:L=[[A],[p(A)]]` (term_basic:= /2)

then the following properties should hold globally:

Calls of the form `mshare(L)` fail. (native_props:fails/1)

Test: `mshare(L)`

- *If the following properties should hold at call time:*

`term_basic:L=[[A],[p(B)]]` (term_basic:= /2)

then the following properties should hold globally:

All the calls of the form `mshare(L)` do not fail. (native_props:not_fails/1)

mut_exclusive/1:

PROPERTY

`mut_exclusive(X)`

For any call of the form `X` at most one clause succeeds, i.e., clauses are pairwise exclusive.

Usage: `mut_exclusive(X)`

For any call of the form `X` at most one clause succeeds.

– *The following properties should hold globally:*

The runtime check of the property have the status `unimplemented`. (basic_props:rtcheck/2)

Meta-predicate with arguments: `mut_exclusive(goal)`.

no_choicepoints/1: PROPERTY

Usage: `no_choicepoints(X)`

A call to `X` does not create choicepoints.

Meta-predicate with arguments: `no_choicepoints(goal)`.

no_exception/1: PROPERTY

Usage: `no_exception(Goal)`

Calls of the form `Goal` do not throw any exception.

Meta-predicate with arguments: `no_exception(goal)`.

no_exception/2: PROPERTY

Usage: `no_exception(Goal,E)`

Calls of the form `Goal` do not throw exception `E`.

Meta-predicate with arguments: `no_exception(goal,?)`.

no_signal/1: PROPERTY

Usage: `no_signal(Goal)`

Calls of the form `Goal` do not send any signal.

Meta-predicate with arguments: `no_signal(goal)`.

no_signal/2: PROPERTY

Usage: `no_signal(Goal,E)`

Calls of the form `Goal` do not send the signal `E`.

Meta-predicate with arguments: `no_signal(goal,?)`.

non_det/1: PROPERTY

non_det(X)

All calls of the form `X` are non-deterministic, i.e., produce several solutions.

Usage: `non_det(X)`

All calls of the form `X` are non-deterministic.

Meta-predicate with arguments: `non_det(goal)`.

- nonground/1:** PROPERTY
- Usage:** `nonground(X)`
- `X` is not ground.
- *The following properties should hold globally:*
- This predicate is understood natively by CiaoPP as `not_ground(X)`. (basic_props:native/2)
-
- not_covered/1:** PROPERTY
- not_covered(X)**
- There is some call of the form `X` for which there is no clause whose test succeeds [DLGH97].
- Usage:** `not_covered(X)`
- Not all of the calls of the form `X` are covered.
- *The following properties should hold globally:*
- The runtime check of the property have the status `unimplemented`. (basic_props:rtcheck/2)
-
- not_fails/1:** PROPERTY
- not_fails(X)**
- Calls of the form `X` produce at least one solution, or do not terminate [DLGH97].
- (True) Usage:** `not_fails(X)`
- All the calls of the form `X` do not fail.
- *The following properties hold globally:*
- This predicate is understood natively by CiaoPP. (basic_props:native/1)
- Meta-predicate* with arguments: `not_fails(goal)`.
-
- not_mut_exclusive/1:** PROPERTY
- not_mut_exclusive(X)**
- For calls of the form `X` more than one clause may succeed. I.e., clauses are not disjoint for some call.
- Usage:** `not_mut_exclusive(X)`
- For some calls of the form `X` more than one clause may succeed.
- *The following properties should hold globally:*
- The runtime check of the property have the status `unimplemented`. (basic_props:rtcheck/2)
- Meta-predicate* with arguments: `not_mut_exclusive(goal)`.
-
- num_solutions/2:** PROPERTY
- Usage 1:** `num_solutions(X,N)`
- All the calls of the form `X` have `N` solutions.

- *If the following properties should hold at call time:*
 - X** is a term which represents a goal, i.e., an atom or a structure. (basic_props:callable/1)
 - N** is an integer. (basic_props:int/1)

Usage 2: num_solutions(Goal, Check)

For a call to **Goal**, **Check(X)** succeeds, where **X** is the number of solutions.

- *If the following properties should hold at call time:*
 - Goal** is a term which represents a goal, i.e., an atom or a structure. (basic_props:callable/1)
 - Check** is a term which represents a goal, i.e., an atom or a structure. (basic_props:callable/1)

solutions/2:

PROPERTY

Usage: solutions(Goal, Sols)

Goal **Goal** produces the solutions listed in **Sols**.

- *If the following properties should hold at call time:*
 - Goal** is a term which represents a goal, i.e., an atom or a structure. (basic_props:callable/1)
 - Sols** is a list. (basic_props:list/1)

possibly_fails/1:

PROPERTY

possibly_fails(X)

Non-failure is not ensured for any call of the form **X** [DLGH97]. In other words, nothing can be ensured about non-failure nor termination of such calls.

Usage: possibly_fails(X)

Non-failure is not ensured for calls of the form **X**.

- *The following properties should hold globally:*
 - Declares that the assertion in which this comp property appears must not be checked at run-time. Equivalent to rtcheck(G, impossible). (basic_props:no_rtcheck/1)

Meta-predicate with arguments: possibly_fails(goal).

possibly_nondet/1:

PROPERTY

possibly_nondet(X)

Non-determinism is not ensured for all calls of the form **X**. In other words, nothing can be ensured about determinacy nor termination of such calls.

Usage: possibly_nondet(X)

Non-determinism is not ensured for calls of the form **X**.

- *The following properties should hold globally:*
 - Declares that the assertion in which this comp property appears must not be checked at run-time. Equivalent to rtcheck(G, impossible). (basic_props:no_rtcheck/1)

- relations/2:** PROPERTY
`relations(X,N)`
 The goal `X` produces `N` solutions. In other words, `N` is the cardinality of the solution set of `X`.
Usage: `relations(X,N)`
 Goal `X` produces `N` solutions.
 – *The following properties should hold globally:*
 The runtime check of the property have the status `unimplemented`. (basic_props:rtcheck/2)
Meta-predicate with arguments: `relations(goal,?)`.
- sideff_hard/1:** PROPERTY
Usage: `sideff_hard(X)`
`X` has *hard side-effects*, i.e., those that might affect program execution (e.g., `assert/retract`).
 – *The following properties should hold globally:*
 Declares that the assertion in which this comp property appears must not be checked at run-time. Equivalent to `rtcheck(G, impossible)`. (basic_props:no_rtcheck/1)
Meta-predicate with arguments: `sideff_hard(goal)`.
- sideff_pure/1:** PROPERTY
Usage: `sideff_pure(X)`
`X` is pure, i.e., has no side-effects.
 – *The following properties should hold globally:*
 Declares that the assertion in which this comp property appears must not be checked at run-time. Equivalent to `rtcheck(G, impossible)`. (basic_props:no_rtcheck/1)
Meta-predicate with arguments: `sideff_pure(goal)`.
- sideff_soft/1:** PROPERTY
Usage: `sideff_soft(X)`
`X` has *soft side-effects*, i.e., those not affecting program execution (e.g., `input/output`).
 – *The following properties should hold globally:*
 Declares that the assertion in which this comp property appears must not be checked at run-time. Equivalent to `rtcheck(G, impossible)`. (basic_props:no_rtcheck/1)
Meta-predicate with arguments: `sideff_soft(goal)`.
- signal/1:** PROPERTY
Usage: `signal(Goal)`
 Calls of the form `Goal` throw a signal.
Meta-predicate with arguments: `signal(goal)`.

- signal/2:** PROPERTY
Usage: `signal(Goal,E)`
 A call to `Goal` sends a signal that unifies with `E`.
Meta-predicate with arguments: `signal(goal,?)`.
- signals/2:** PROPERTY
Usage: `signals(Goal,Es)`
 Calls of the form `Goal` can generate only the signals that unify with the terms listed in `Es`.
 – *The following properties should hold globally:*
 The runtime check of the property have the status `unimplemented`. (basic_props:rtcheck/2)
Meta-predicate with arguments: `signals(goal,?)`.
- size/2:** PROPERTY
Usage: `size(X,Y)`
`Y` is the size of argument `X`, for any approximation.
 – *The following properties should hold globally:*
 Declares that the assertion in which this comp property appears must not be checked at run-time. Equivalent to `rtcheck(G, impossible)`. (basic_props:no_rtcheck/1)
- size/3:** PROPERTY
Usage: `size(A,X,Y)`
`Y` is the size of argument `X`, for the approximation `A`.
 – *The following properties should hold globally:*
 Declares that the assertion in which this comp property appears must not be checked at run-time. Equivalent to `rtcheck(G, impossible)`. (basic_props:no_rtcheck/1)
- size_lb/2:** PROPERTY
size_lb(X,Y)
 The minimum size of the terms to which the argument `Y` is bound is given by the expression `Y`. Various measures can be used to determine the size of an argument, e.g., list-length, term-size, term-depth, integer-value, etc. [DL93,LGHD96].
Usage: `size_lb(X,Y)`
`Y` is a lower bound on the size of argument `X`.
 – *The following properties should hold globally:*
 Declares that the assertion in which this comp property appears must not be checked at run-time. Equivalent to `rtcheck(G, impossible)`. (basic_props:no_rtcheck/1)

size_o/2: PROPERTY**Usage:** `size_o(X,Y)`The size of argument `X` is in the order of `Y`.– *The following properties should hold globally:*Declares that the assertion in which this comp property appears must not be checked at run-time. Equivalent to `rtcheck(G, impossible)`. (basic_props:no_rtcheck/1)**size_ub/2:** PROPERTY**Usage:** `size_ub(X,Y)`The maximum size of the terms to which the argument `Y` is bound is given by the expression `Y`. Various measures can be used to determine the size of an argument, e.g., `list-length`, `term-size`, `term-depth`, `integer-value`, etc. [DL93,LGHD96].**Usage:** `size_ub(X,Y)``Y` is an upper bound on the size of argument `X`.– *The following properties should hold globally:*Declares that the assertion in which this comp property appears must not be checked at run-time. Equivalent to `rtcheck(G, impossible)`. (basic_props:no_rtcheck/1)**size_metric/3:** PROPERTY**Usage:** `size_metric(Head,Var,Metric)``Metric` is the metric of the variable `Var`, for any approximation.– *The following properties should hold globally:*Declares that the assertion in which this comp property appears must not be checked at run-time. Equivalent to `rtcheck(G, impossible)`. (basic_props:no_rtcheck/1)*Meta-predicate* with arguments: `size_metric(goal,?,?)`.**size_metric/4:** PROPERTY**Usage:** `size_metric(Head,Approx,Var,Metric)``Metric` is the metric of the variable `Var`, for the approximation `Approx`. Currently, `Metric` can be: `int/1`, `size/1`, `length/1`, `depth/2`, and `void/1`.– *The following properties should hold globally:*Declares that the assertion in which this comp property appears must not be checked at run-time. Equivalent to `rtcheck(G, impossible)`. (basic_props:no_rtcheck/1)*Meta-predicate* with arguments: `size_metric(goal,?,?,?)`.**succeeds/1:** PROPERTY**Usage:** `succeeds(Prop)`A call to `Prop` succeeds.– *The following properties should hold globally:*Declares that the assertion in which this comp property appears must not be checked at run-time. Equivalent to `rtcheck(G, impossible)`. (basic_props:no_rtcheck/1)*Meta-predicate* with arguments: `succeeds(goal)`.

steps/2: PROPERTY**steps**(X,Y)

The time (in resolution steps) spent by any call of the form X is given by the expression Y

Usage: **steps**(X,Y)

Y is the cost (number of resolution steps) of any call of the form X.

– *The following properties should hold globally:*Declares that the assertion in which this comp property appears must not be checked at run-time. Equivalent to `rtcheck(G, impossible)`. (basic_props:no_rtcheck/1)*Meta-predicate* with arguments: **steps**(goal,?).**steps_lb/2:** PROPERTY**steps_lb**(X,Y)

The minimum computation time (in resolution steps) spent by any call of the form X is given by the expression Y [DLGHL97,LGHD96]

Usage: **steps_lb**(X,Y)

Y is a lower bound on the cost of any call of the form X.

– *The following properties should hold globally:*Declares that the assertion in which this comp property appears must not be checked at run-time. Equivalent to `rtcheck(G, impossible)`. (basic_props:no_rtcheck/1)*Meta-predicate* with arguments: **steps_lb**(goal,?).**steps_o/2:** PROPERTY**Usage:** **steps_o**(X,Y)

Y is the complexity order of the cost of any call of the form X.

– *The following properties should hold globally:*Declares that the assertion in which this comp property appears must not be checked at run-time. Equivalent to `rtcheck(G, impossible)`. (basic_props:no_rtcheck/1)*Meta-predicate* with arguments: **steps_o**(goal,?).**steps_ub/2:** PROPERTY**steps_ub**(X,Y)

The maximum computation time (in resolution steps) spent by any call of the form X is given by the expression Y [DL93,LGHD96].

Usage: **steps_ub**(X,Y)

Y is an upper bound on the cost of any call of the form X.

– *The following properties should hold globally:*Declares that the assertion in which this comp property appears must not be checked at run-time. Equivalent to `rtcheck(G, impossible)`. (basic_props:no_rtcheck/1)*Meta-predicate* with arguments: **steps_ub**(goal,?).

- tau/1:** PROPERTY
- `tau(Types)`
Types contains a list with the type associations for each variable, in the form $V/[T_1, \dots, T_N]$. Note that `tau` is used in object-oriented programs only
(True) Usage: `tau(TypeInfo)`
Types is a list of associations between variables and list of types
- *The following properties hold globally:*
This predicate is understood natively by CiaoPP. (basic_props:native/1)
- terminates/1:** PROPERTY
- `terminates(X)`
Calls of the form `X` always terminate [DLGH97].
Usage: `terminates(X)`
All calls of the form `X` terminate.
- *The following properties should hold globally:*
Declares that the assertion in which this comp property appears must not be checked at run-time. Equivalent to `rtcheck(G, impossible)`. (basic_props:no_rtcheck/1)
- Meta-predicate* with arguments: `terminates(goal)`.
- test_type/2:** PROPERTY
- Usage:** `test_type(X,T)`
Indicates the type of test that a predicate performs. Required by the nonfailure analysis.
Meta-predicate with arguments: `test_type(goal,?)`.
- throws/2:** PROPERTY
- Usage:** `throws(Goal,Es)`
Calls of the form `Goal` can throw only the exceptions that unify with the terms listed in `Es`.
- *The following properties should hold globally:*
The runtime check of the property have the status `unimplemented`. (basic_props:rtcheck/2)
- Meta-predicate* with arguments: `throws(goal,?)`.
- user_output/2:** PROPERTY
- Usage:** `user_output(Goal,S)`
Calls of the form `Goal` write `S` to standard output.
Meta-predicate with arguments: `user_output(goal,?)`.
- instance/2:** PROPERTY
- (True) Usage:** `instance(Term1,Term2)`
Term1 is an instance of **Term2**.
- *The following properties hold globally:*
This predicate is understood natively by CiaoPP. (basic_props:native/1)

67.3 Known bugs and planned improvements (native_props)

- A missing property is succeeds (not_fails = succeeds or not_terminates. – EMM)

68 ISO-Prolog modes

Author(s): Daniel Cabeza, Manuel Hermenegildo.

This file defines the “modes” used in the documentation of the ISO-Prolog standard. See also Chapter 69 [Classical Prolog modes], page 415 for an alternative set of modes.

68.1 Usage and interface (isomodes_doc)

- **Library usage:**
`:- use_package([assertions,isomodes]).`
- **New operators defined:**
`?/1 [200,fy], @/1 [200,fy].`
- **New modes defined:**
`+/1, -/1, ?/1, @/1, +/2, -/2, ?/2, @/2.`
- **Imports:**
 - *Packages:*
`prelude, nonpure, assertions.`

68.2 Documentation on new modes (isomodes_doc)

- +/1:** MODE
(True) Usage: +A
 – *The following properties are added at call time:*
 A is currently a term which is not a free variable. (term_typing:nonvar/1)
- /1:** MODE
(True) Usage: -A
 – *The following properties are added at call time:*
 A is a free variable. (term_typing:var/1)
- ?/1:** MODE
 Unspecified argument.
- @/1:** MODE
(True) Usage: @A
 – *The following properties are added globally:*
 A is not further instantiated. (basic_props:not_further_inst/2)

- +/2:** MODE
(True) Usage: A+X
 – *The following properties are added at call time:*
 undefined:call(X,A) (undefined property)
- /2:** MODE
(True) Usage: A-X
 – *The following properties are added at call time:*
 A is a free variable. (term_typing:var/1)
 – *The following properties are added upon exit:*
 undefined:call(X,A) (undefined property)
- ?/2:** MODE
(True) Usage: A?X
 – *Call and exit are compatible with:*
 undefined:call(X,A) (undefined property)
 – *The following properties are added upon exit:*
 undefined:call(X,A) (undefined property)
- @/2:** MODE
(True) Usage: @(A,X)
 – *The following properties are added at call time:*
 undefined:call(X,A) (undefined property)
 – *The following properties are added upon exit:*
 undefined:call(X,A) (undefined property)
 – *The following properties are added globally:*
 A is not further instantiated. (basic_props:not_further_inst/2)

69 Classical Prolog modes

Author(s): Manuel Hermenegildo.

This file defines a number of very simple “modes” which are frequently useful in programs. These correspond to the modes used in classical Prolog texts with some simple additions. Note that some of these modes use the same symbol as one of the ISO-modes (see Chapter 68 [ISO-Prolog modes], page 413) but with subtly different meaning.

69.1 Usage and interface (basicmodes_doc)

- **Library usage:**
:- use_package([assertions,basicmodes]).
- **New operators defined:**
?/1 [500,fx], @/1 [500,fx].
- **New modes defined:**
+/1, -/1, ?/1, @/1, in/1, out/1, go/1, +/2, -/2, ?/2, @/2, in/2, out/2, go/2.
- **Imports:**
 - *System library modules:*
metaprops/meta_props.
 - *Packages:*
prelude, nonpure, assertions, metaprops, hiord.

69.2 Documentation on new modes (basicmodes_doc)

- +/1:** MODE
Input value in argument.
(True) Usage: +A
– *The following properties are added at call time:*
A is currently a term which is not a free variable. (term_typing:nonvar/1)
- /1:** MODE
No input value in argument.
(True) Usage: -A
– *The following properties are added at call time:*
A is a free variable. (term_typing:var/1)
- ?/1:** MODE
Unspecified argument.

@/1:		MODE
	No output value in argument.	
	(True) Usage: @A	
	– <i>The following properties are added globally:</i>	
	A is not further instantiated.	(basic_props:not_further_inst/2)
in/1:		MODE
	Input argument.	
	(True) Usage: in(A)	
	– <i>The following properties are added at call time:</i>	
	A is currently ground (it contains no variables).	(term_typing:ground/1)
	– <i>The following properties are added upon exit:</i>	
	A is currently ground (it contains no variables).	(term_typing:ground/1)
out/1:		MODE
	Output argument.	
	(True) Usage: out(A)	
	– <i>The following properties are added at call time:</i>	
	A is a free variable.	(term_typing:var/1)
	– <i>The following properties are added upon exit:</i>	
	A is currently ground (it contains no variables).	(term_typing:ground/1)
go/1:		MODE
	Ground output (input/output argument).	
	(True) Usage: go(A)	
	– <i>The following properties are added upon exit:</i>	
	A is currently ground (it contains no variables).	(term_typing:ground/1)
+/2:		MODE
	(True) Usage: A+X	
	– <i>Call and exit are compatible with:</i>	
	A has property X.	(meta_props:call/2)
	– <i>The following properties are added at call time:</i>	
	A is currently a term which is not a free variable.	(term_typing:nonvar/1)
-/2:		MODE
	(True) Usage: A-X	
	– <i>Call and exit are compatible with:</i>	
	A has property X.	(meta_props:call/2)
	– <i>The following properties are added at call time:</i>	
	A is a free variable.	(term_typing:var/1)

- ?/2:** MODE
(True) Usage: A?X
 – *Call and exit are compatible with:*
 A has property X. (meta_props:call/2)
- @/2:** MODE
(True) Usage: @(A,X)
 – *Call and exit are compatible with:*
 A has property X. (meta_props:call/2)
 – *The following properties are added globally:*
 A is not further instantiated. (basic_props:not_further_inst/2)
- in/2:** MODE
(True) Usage: in(A,X)
 – *Call and exit are compatible with:*
 A has property X. (meta_props:call/2)
 – *The following properties are added at call time:*
 A is currently ground (it contains no variables). (term_typing:ground/1)
 – *The following properties are added upon exit:*
 A is currently ground (it contains no variables). (term_typing:ground/1)
- out/2:** MODE
(True) Usage: out(A,X)
 – *Call and exit are compatible with:*
 A has property X. (meta_props:call/2)
 – *The following properties are added at call time:*
 A is a free variable. (term_typing:var/1)
 – *The following properties are added upon exit:*
 A is currently ground (it contains no variables). (term_typing:ground/1)
- go/2:** MODE
(True) Usage: go(A,X)
 – *Call and exit are compatible with:*
 A has property X. (meta_props:call/2)
 – *The following properties are added upon exit:*
 A is currently ground (it contains no variables). (term_typing:ground/1)

70 Run-time checking of assertions

Author(s): Edison Mera.

This package provides a complete implementation of run-time checks of predicate assertions. The program is instrumented to check such assertions at run time, and in case a property does not hold, the error is reported. Note that there is also an older package called `rtchecks`, by David Trallero. The advantage of this one is that it can be used independently of CiaoPP and also has updated functionality.

There are two main applications of run-time checks:

- To improve debugging of certain predicates, specifying some expected behavior that is checked at run-time with the assertions.
- To avoid manual implementation of run-time checks that should be done in some predicates, leaving the code clean and understandable.

The run-time checks can be configured using prolog flags. Below we itemize the valid prolog flags with its values and a brief explanation of the meaning:

- `rtchecks_level`
 - `exports`: Only use `rtchecks` for external calls of the exported predicates.
 - `inner` : Use also `rtchecks` for internal calls. Default.
- `rtchecks_trust`
 - `no` : Disable `rtchecks` for trust assertions.
 - `yes` : Enable `rtchecks` for trust assertions. Default.
- `rtchecks_entry`
 - `no` : Disable `rtchecks` for entry assertions.
 - `yes` : Enable `rtchecks` for entry assertions. Default.
- `rtchecks_exit`
 - `no` : Disable `rtchecks` for exit assertions.
 - `yes` : Enable `rtchecks` for exit assertions. Default.
- `rtchecks_test`
 - `no` : Disable `rtchecks` for test assertions. Default.
 - `yes` : Enable `rtchecks` for test assertions. Used for debugging purposes, but is better to use the `unittest` library.
- `rtchecks_inline`
 - `no` : Instrument `rtchecks` using call to library predicates present in `rtchecks_rt.pl`, `nativeprops.pl` and `basic_props.pl`. In this way, space is saved, but sacrificing performance due to usage of meta calls and external methods in the libraries. Default.
 - `yes` : Expand library predicates inline as far as possible. In this way, the code is faster, because its avoids metacalls and usage of external methods, but the final executable could be bigger.
- `rtchecks_asrloc` Controls the usage of locators for the assertions in the error messages. The locator says the file and lines that contains the assertion that had failed. Valid values are:
 - `no` : Disabled.
 - `yes` : Enabled. Default.
- `rtchecks_predloc` Controls the usage of locators for the predicate that caused the run-time check error. The locator says the first clause of the predicate that the violated assertion refers to.
 - `no` : Disabled.

- `yes` : Enabled, Default.
- `rtchecks_callloc`
 - `no` : Do not show the stack of predicates that caused the failure
 - `predicate`: Show the stack of predicates that caused the failure. Instrument it in the predicate. Default.
 - `literal` : Show the stack of predicates that caused the failure. Instrument it in the literal. This mode provides more information, because reports also the literal in the body of the predicate.
- `rtchecks_namefmt`
 - `long` : Show the name of predicates, properties and the values of the variables
 - `short` : Only show the name of the predicate in a reduced format. Default.
- `rtchecks_abort_on_error`

Controls if run time checks must abort the execution of a program (by raising an exception), or if the execution of the program have to continue.

Note that this option only affect the default handler and the predicate `call_rtc/1`, so if you use your own handler it will not have effect.

 - `yes` : Raising a run time error will abort the program.
 - `no` : Raising a run time error will not stop the execution, but a message will be shown. Default.

70.1 Usage and interface (`rtchecks_doc`)

- **Library usage:**

```
:- use_package(rtchecks).
```

or

```
:- module(...,[rtchecks]).
```
- **Imports:**
 - *Packages:*

```
prelude, nonpure, assertions.
```

71 Unit Testing Library

Author(s): Edison Mera.

This library provides an extension of the Ciao assertion language which allows writing *unit tests*. The central idea is to use the assertion language to provide specifications of test cases for a given predicate. The package also provides some special properties that are convenient when specifying unit tests and the required run-time libraries.

In general, a *test assertion* is written as follows:

```
:- test predicate(A1, A2, ..., An)
   : <Precondition>
   => <Postcondition>
   + <Global properties>
   # <Comment>.
```

Where the fields of the test assertion have the usual meaning in Ciao assertions, i.e., they contain conjunctions of properties which must hold at certain points in the execution. Here we give a somewhat more operational (“test oriented”), reading to these fields: **predicate/n** is the predicate to be tested. **Precondition** is a goal that is called before the predicate being tested, and can be used to generate values of the input parameters. **Postcondition** is a goal that should succeed after **predicate/n** has been called. The idea appears to be simple, but note that due to the non-determinism of logic programs, the test engine needs to test all the solutions that can be tested up to given limits (for example, a maximum number of solutions, or a given time-out). **Properties** specifies some global properties that the predicate should meet, for example, **not_fails** means that the program does not fail, **exception(error(a,b))** means that the program should throw the exception **error(a,b)**, and so on. But there are some specific properties that only applies to testing specified in the module `unittest_props.pl`, for example **times(N)** specifies that the given test should be executed N times, **try_sols(N)** specifies that the first N solutions of the predicate **predicate/n** are tested. **Comment** is a string that document the test.

A convenient way to run these tests is by selecting options in the CiaoDbg menu within the development environment:

1. **Run tests in current module:** execute only the tests specified in the current module.
2. **Run tests in all related modules:** execute the tests specified in the module and in all the modules being used by this.
3. **Show untested predicates:** show the *exported* predicates that do not have any test assertion.

71.1 Additional notes

1. The test assertions allow performing *unit* testing, i.e., in Ciao, performing tests *at the predicate level*.
2. The tests currently can only be applied to exported predicates.
3. If you need to write tests for predicates that are spread over several modules, but work together, then it is best to create a separate module, and reexport to the predicates required to build the test. This allows performing *integration testing*, using the same syntax of the unit tests.
4. The Ciao system includes a good (and growing) number of unit tests. To run all the tests among the other standard tests within the CiaoDE run the following (at the top level of the source tree):

```
./ciaosetup runtests
```

71.2 Usage and interface (unittest_doc)

- **Library usage:**
 - `:- use_module(library(unittest)).`
- **Imports:**
 - *Packages:*
 - `prelude, nonpure, assertions, regtypes.`

71.3 Known bugs and planned improvements (unittest_doc)

- `load_compilation_module`, `load_test_module` and `load_resource_module` directives have similar behavior

PART VI - Ciao library miscellanea

Author(s): The CLIP Group.

This part documents several Ciao libraries which provide different useful additional functionality. Such functionality includes performing operating system calls, gathering statistics from the Ciao engine, file and filename manipulation, error and exception handling, fast reading and writing of terms (marshalling and unmarshalling), file locking, issuing program and error messages, pretty-printing programs and assertions, a browser of the system libraries, additional expansion utilities, concurrent aggregates, graph visualization, etc.

72 Library Paths for Ciao Bundles

Author(s): The CLIP Group.

This package setups the file search path and library aliases to access all the available Ciao bundles.

72.1 Usage and interface (ciaopaths_doc)

- **Library usage:**
 - `:- use_package(ciaopaths).`
 - or
 - `:- module(...,...,[ciaopaths]).`
- **New operators defined:**
 - `-->/2 [1200,xfx], |/2 [1100,xfy].`
- **Imports:**
 - *System library modules:*
 - `aggregates, dynamic, iso_misc, iso_byte_char, iso_incomplete, operators, read, write, terms_check, terms_vars, cyclic_terms.`
 - *Packages:*
 - `prelude, nonpure, assertions, iso, dcg.`

72.2 Known bugs and planned improvements (ciaopaths_doc)

- The package is disabled by default for efficiency reasons (forces many dependencies on minimal programs). Nevertheless, a lighter implementation could be enabled by default for the 'ciao' dialect in the near future (and make the package disappear).

73 Analytic benchmarks

Author(s): Manuel Carro (adapted to Ciao Prolog).

This module provides a set of analytic benchmarks which try to isolate and measure the speed of certain very common operations in a Prolog system. The benchmarks come from a variety of sources, mostly within former ECRC (please look at the comments in the source code) and were posted by Jean-Claude Syre on 24th June 1986 to the Prolog Digest. Further packaging was done by Thoma Sjoland and SICS. They were adapted to Ciao Prolog by Manuel Carro, by:

- Changing the syntax to Ciao Prolog, when needed, including extensive use of higher-order programming for the benchmarking loops.
- Adapting the size of the benchmarks and the number of repetitions to fit modern computers and Prolog compilation.
- Changing the format of the output and recording performance data in the incore database.
- Changing benchmarking loops to be failure-driven.
- Adding a void initial dry run to heat up the caches.

The comments corresponding to the **original** programs follow. They have been largely unchanged, except to reflect changes in the program interface necessary to perform the modularization and to adapt them to Ciao Prolog. Of course the number of repeated calls was changed. The original comments are still in the source files.

73.1 Testing Calls

This is the one you always dreamed to test! Like all benchmarks, it uses a loop calling the actual benchmark program. The benchmark program consists of a sequence of 200 predicates having no arguments, no choice points, NOTHING. 200 is chosen to have sufficient accuracy in measuring the execution time.

The results show the effect of pure calls, and the Klips performance can be called the peak performance of the prolog system. Note that the peak performance has very little significance to classify the overall performance of a Prolog system.

73.2 Testing non-deterministic behavior

This program contains a series of 3 different benchmark predicates.

The predicate `choice_point/1` tests calls invoking the creation of a choice point, i.e. a branch point where the execution will possibly come back to in case of backtracking. It does NOT backtrack. Two versions are proposed, one with and the other without arguments.

We then present two predicates to evaluate the mechanism of backtracking during execution. Both predicates create one `choice_point` and then backtrack 20 times on every loop iteration step. `baktrak1/1` exhibits a kind of backtracking called *deep*, while `baktrak2/1` deals with *shallow* backtracking. Both are worth being tried, whatever your particular Prolog System is.

73.3 Testing environment handling

The creation and deletion of environments are an important feature in prolog machines. The following program attempts to evaluate that. A usual condition to have environments is that the clause is made of several goals. Thus there will be calls in the clause creating environments, and some work to set the parameters of each call. Three arguments per goal were chosen because this number comes close to the average number of arguments of a predicate and to the average number of permanent variables in an environment. The arguments were arranged in different orders for every goal, because we did not want to measure the merits of register transfer

optimisations. Note that these transfers exist, so the results cannot be compared with those given by the program which creates choice points (generally slower).

Another version, `enviroar/1`, with 0 argument in each call, can also be usefully tried

73.4 Testing indexing mechanisms

We give only one test for indexing, i.e. the selection of a clause due to the type of an argument. This program does not test the merits of indexing on an argument other than the first one. It does not test for multiple indexing either. It does not show the inefficiency which occurs if 2 choice points per clause are created. This may happen e.g. in Warren's indexing scheme.

Each of these tests would require an extra benchmark program. The program given below tests the main point in indexing. Right now we think it is not worth adding all this complexity to the benchmarks, in order to measure all the details in indexing. Therefore we give only this single test.

73.5 Testing unification

We have 6 programs to evaluate the process of unification in the Prolog system:

- Test of list construction via unification.
- Test of list matching unification.
- Test of structure construction via unification This program is equivalent to `construct_list`, except that it uses the standard structure representation instead of the simplified list notation.
- Test of structure matching via unification. This predicate matches a list of 100 elements in structure notation.
- Test to match a nested structure. This predicate tests the (compiled) unification of a complex structure.
- Test of general unification of 2 complex structures. This predicate tests general unification. We call it general unification, because it cannot be analysed at compile time. Therefore this kind of unification cannot be compiled and, even in a compiled system, it must be handled at run time, exactly as by an interpreter. This is done by a general procedure for unification. The name of the benchmark therefore does not reflect that the unification is general, i.e. including all Prolog types (e.g. it does not contain variables), but it reflects the use of the procedure for general unification as opposed to specific, compiled unification.

Manuel Carro: note that in this case the term "Logical Inference" is a bit contrived, since by design some of these (head) unifications are very more complex, naturally being slower and giving slow KLIPS results.

73.6 Testing dereferencing

Program to benchmark the dereferencing speed. It constructs a list containing 500 variables which are then bound together. Since different systems use different strategies for binding variables on the global stack, the whole is made for two lists and the long variable chain is created only in one of them.

Manuel Carro: different results in this benchmark are not likely to affect larger, general programs. It is a well-known fact that n programs tend not to generate long dereferencing chains. Empirical measurements show that dereference chains of length greater than three are extremely rare. So a suboptimal / optimal behavior in this test is not likely to affect greatly the overall speed of a system.

73.7 Testing the cut

It seems almost impossible to isolate the cut operator in a simple test program. However, the cut-testing program in this benchmark set contains a lot of cut at exec time. It may be regarded as a partial test of cut, and may be worthwhile for some software implementations of Prolog. `cuttest/1` calls the `cutit11` predicate, which performs 100 calls to a predicate `cutt1` where a cut operator appears in the second clause. Having indexing makes the evaluation of the cut more accurate, so please indicate in our result whether or not your Prolog system uses indexing, to clarify the comparison with others.

73.8 Assorted small programs

Here we deal with prolog programs that do something, while being still small but representative of some well-known Prolog computations. This set should be augmented by other programs, some of them might come from your ideas.

Some of the following programs were taken from the Berkeley paper by Peter Van Roy "A Prolog Compiler for the PLM". Other programs were kindly donated by the following ECRC members: Helmut Simonis, Mehmet Dincbas, Micha Meier and Pascal Van Hentenryck.

The programs have been statically analysed and they represent fairly standard programs as far as the statistical averages are concerned. That is the arity of most clauses is 2 or 3 and there are usually 2 or 3 clauses per predicate. The programs range from fairly trivial programs like fibonacci series to problems such as Hamiltonian graph traversal.

Also, some more programs have been added since the last release and some corrections have been made. Most of the writes were removed in order to reduce i/o activity.

The programs added were symbolic differentiation (from Warren's paper) and a quick sort algorithm using difference lists. The last addition is a bit of a rogue: its a naive reverse, where one can enter the list length. The list gets constructed and then gets reversed.

We are grateful to Saumya Debray from Stony Brook and others for comments, suggestions, feedback and useful inputs.

These benchmarks were run on a VAX 785 with 8 Meg of memory, under 4.2 BSD Unix. The interpreter was C-Prolog version 1.5.

This entire file (without mail/net headers) contains 584 lines.

Name	Call by	# of Inferences (one iteration)	KLips (C-Prolog)
fib	fibonacci(1).	4932	2.0
map	map(200).	68	1.3
mham	mham(1).	493824	1.7
mutest	mutest(1).	1366	2.3
quicksort	qs(10).	601	1.9
queens	qu(10).	684	1.7
query	query(1).	2294	0.9
sym_diff	differen(150).	71	1.5

diff_lists	diff(50).		608		2.1

nrev 10	nrev.		66		2.0

nrev 30	nrev.		496		2.5

nrev 50	nrev.		1326		2.5

nrev 100	nrev.		5151		2.5

nrev 150	nrev.		11476		2.5

nrev 200	nrev.		20301		2.5

73.9 Usage and interface (ecrc)

- **Library usage:**
:- use_module(library(ecrc)).
- **Exports:**
 - *Predicates:*
main/1, just_benchmarks/0, generate_human_file/0, generate_machine_file/0, send_info_to_developers/0, arithm_average/2, geom_average/2.
 - *Regular Types:*
benchmark_usage/1.
- **Imports:**
 - *System library modules:*
aggregates, format, lists, system, decl10_io, terms, hiordlib, getopt, prolog_sys, benchmarks/benchmark_utilities, benchmarks/boresea, benchmarks/choice, benchmarks/envir, benchmarks/index, benchmarks/unif, benchmarks/deref, benchmarks/cut, benchmarks/small_programs, benchmarks/results.
 - *Packages:*
prelude, nonpure, assertions, basicmodes, regtypes, unittestprops, unittestdecls, hiord.

73.10 Documentation on exports (ecrc)

main/1:

PREDICATE

Usage: main(Flags)

Main entry point. Execute all benchmarks and report on the performance obtained. This makes it easy to run the set of benchmarks as an executable. Its behavior regarding printing gathered data can be controlled with the list of flags passed as argument. Data is **always** asserted and available to other programs through the dump_benchmark_data/0 and access_benchmark_data/8 predicates.

- *The following properties should hold at call time:*

Flags is currently a term which is not a free variable. (term_typing:nonvar/1)

Flags is a list of `benchmark_usages`. (basic_props:list/2)

`benchmark_usage/1`: REGTYPE

Usage: `benchmark_usage(Flag)`

Options which determine what this module should do with the execution results when called through the `main/1` entry point (i.e., if compiled to an executable). It is defined as

```
benchmark_usage('--estimation').
benchmark_usage('--no-machine').
benchmark_usage('--no-human').
benchmark_usage('--send-info').
benchmark_usage('--base-file-name').
```

with the following meaning:

- `'--no-human'`: do **not** dump human-readable data.
- `'--no-machine'`: do **not** dump data as a series of facts (which is a machine-readable format) which can be saved to a file and later read back in Prolog.
- `'--send-info'`: send a mail to the Ciao developers with the information gathered plus a terse description of the machine (O.S., architecture, CPU type and speed). The existence of a suitable user command to send mail is expected. No message is sent otherwise. No sensible (personal, etc.) information is gathered or sent.
- `--base-file-name file-name`: use *file-name* as a base to generate file with the reports this module generates. The machine-oriented file will have the `.pl` extension and the human-oriented file will have the `.txt` extension.

The options above can be used when calling `main/1` predicate or as command-line options for an executable built from this file. Note that the default options **print** available data both in human-readable and machine-readable formats.

– *Call and exit should be compatible with:*

Flag is an atom. (basic_props:atm/1)

`just_benchmarks/0`: PREDICATE

Usage:

Run the set of benchmarks in this program and save the speed information gathered. They can be later accessed using the predicates `generate_machine_file/0` or `generate_human_file/0`.

`generate_human_file/0`: PREDICATE

Usage:

Print to standard output a human-readable report of the information gathered by running `just_benchmarks/0`.

`generate_machine_file/0`: PREDICATE

Usage:

Print to standard output a machine-readable report of the information gathered by running `just_benchmarks/0`.

send_info_to_developers/0: PREDICATE

Usage:

Send a message to the Ciao developers with a report of the information gathered by running `just_benchmarks/0`.

arithm_average/2: PREDICATE

No further documentation available for this predicate.

geom_average/2: PREDICATE

No further documentation available for this predicate.

73.11 Known bugs and planned improvements (ecrc)

- The actual logical inferences each benchmark does has to be checked.

74 Parse and return command-line options

Author(s): Manuel Carro.

74.1 Usage and interface (getopts)

- **Library usage:**
:- use_module(library(getopts)).
- **Exports:**
 - *Predicates:*
getopts/4, cl_option/2.
- **Imports:**
 - *System library modules:*
lists.
 - *Packages:*
prelude, nonpure, assertions, basicmodes, regtypes.

74.2 Documentation on exports (getopts)

getopts/4:

PREDICATE

Usage: getopts(Arguments, Opts, Matched, Rest)

Ciao Prolog parses the command-line arguments of its executables and passes them as a list of atoms to the main/1 predicate. Thus, a shell invocation such as

```
./my_program -file input.txt -file input2.txt --output_file out.txt
-create-dir --decode --unsorte
```

makes main/1 receive an argument such as

```
['-file', 'input.txt', '-file', 'input2.txt', '--output_file', 'out.txt',
'-create-dir', '--decode', '--unsorte']
```

getopts/4 can be used to parse such a command-line option list. passed in the Arguments parameter. Opts is a list of expected options, each option being an *option spec*, i.e., a term of the form atom/arity. For every atom a command-line option of the form '--atom' or '-atom' is expected, with arity arguments following it. An arity of zero can be omitted. For each matched option spec, the list Matched will contain a term of the form atom(Arg1, Arg2, ..., Argn), where n = arity. The list Rest will contain the unmatched element in Arguments.

Rest will respect the relative order of the elements in Arguments. The matching elements in Matched appear in the same order as the options in Opts, and for every option in Opts, its matches appear in the order as they came in Arguments.

Assuming Arguments is ['-file', 'input.txt', '-file', 'input2.txt', '--output_file', 'out.txt', '-create-dir', '--decode', '--unsorte'], some possible uses of getopts/4 follow.

- Check that a simple option has been selected:


```
?- getopts(Args, ['create-dir'], M, R).
Args = ...
```

- ```

M = ['create-dir'],
R = ['-file', 'input.txt', '-file', 'input2.txt', '--output_file',
 'out.txt', '--decode', '--unsorte']

```
- Which argument was given to an option expecting an additional value?

```

1 ?- getopt1(Args, [output_file/1], M, R).
Args = ...
M = [output_file('out.txt')],
R = ['-file', 'input.txt', '-file', 'input2.txt', '-create-dir',
 '--decode', '--unsorte']

1 ?- getopt1(Args, [output_file/1], [output_file(F)], R).
Args = ..
F = 'out.txt',
R = ['-file', 'input.txt', '-file', 'input2.txt', '-create-dir',
 '--decode', '--unsorte']

```
  - Extract options (and associated values) which can appear several times.

```

1 ?- getopt1(Args, [file/1], M, R).
Args = ...
M = [file('input.txt'), file('input2.txt')],
R = ['--output_file', 'out.txt', '-create-dir', '--decode',
 '--unsorte']

```
  - Was decoding selected?

```

1 ?- getopt1(Args, [decode], [], R).
Args = ...
R = ['-file', 'input.txt', '-file', 'input2.txt', '--output_file',
 'out.txt', '-create-dir', '--unsorte']

```
  - Was encoding selected?

```

1 ?- getopt1(Args, [encoding], [], R).
no

```
  - Was decoding **not** selected?

```

1 ?- getopt1(Args, [decode], [], R).
no

```
  - Are all the options passed to the program legal options? If this is not the case, which option(s) is/are not legal?

```

1 ?- getopt1(Args, [file/1, output_file/1, 'create-dir',
 encode, decode, unsorted], _, R).

Args = ...
R = ['--unsorte'] ?

```

The complexity of `getopts/1` is currently  $O(La \times Lo)$ , where  $La$  is the length of the argument list and  $Lo$  is the length of the option list.

– *Call and exit should be compatible with:*

`Arguments` is a list of atoms. (basic\_props:list/2)

`Opts` is a list of specs. (basic\_props:list/2)

`Matched` is a list of terms. (basic\_props:list/2)

`Rest` is a list of terms. (basic\_props:list/2)

– *The following properties should hold at call time:*

`Arguments` is currently a term which is not a free variable. (term\_typing:nonvar/1)

`Opts` is currently a term which is not a free variable. (term\_typing:nonvar/1)

**cl\_option/2:**

PREDICATE

**Usage:** `cl_option(Arguments,Option)`Check that `Option` is an option in `Arguments`.

- *Call and exit should be compatible with:*

`Arguments` is a list of atoms.

(basic\_props:list/2)

`Option` is `AtomName/Arity`

(getopts:spec/1)

- *The following properties should hold at call time:*

`Arguments` is currently a term which is not a free variable.

(term\_typing:nonvar/1)

`Option` is currently a term which is not a free variable.

(term\_typing:nonvar/1)

**74.3 Documentation on internals (getopts)****spec/1:**

REGTYPE

**Usage:** `spec(Spec)``Spec` is `AtomName/Arity`



## 75 llists (library)

### 75.1 Usage and interface (llists)

- **Library usage:**  
`:- use_module(library(llists)).`
- **Exports:**
  - *Predicates:*  
`append/2, flatten/2, collect_singletons/2, transpose/2.`
- **Imports:**
  - *System library modules:*  
`lists.`
  - *Packages:*  
`prelude, nonpure, assertions, isomodes.`

### 75.2 Documentation on exports (llists)

- append/2:** PREDICATE  
**Usage:**  
Concatenates a list of lists into a list.  
– *Call and exit should be compatible with:*  
  **Arg1** is a list of lists. (basic\_props:list/2)  
  **Arg2** is a list. (basic\_props:list/1)
- flatten/2:** PREDICATE  
**Usage:**  
Flattens out nested lists into a list.  
– *Call and exit should be compatible with:*  
  **Arg2** is a list. (basic\_props:list/1)  
– *The following properties should hold at call time:*  
  **Arg1** is any term. (basic\_props:term/1)  
– *The following properties should hold upon exit:*  
  **Arg2** is a list. (basic\_props:list/1)
- collect\_singletons/2:** PREDICATE  
**Usage:**  
Collects in a list the singletons lists appearing in a list of lists.  
– *Call and exit should be compatible with:*  
  **Arg2** is a list. (basic\_props:list/1)

- *The following properties should hold at call time:*  
**Arg1** is a list of lists. (basic\_props:list/2)
- *The following properties should hold upon exit:*  
**Arg2** is a list. (basic\_props:list/1)

**transpose/2:**

PREDICATE

**Usage:**

Transposes a list of lists, that is, viewing it as a matrix changes rows by columns.

- *Call and exit should be compatible with:*  
**Arg2** is a list of lists. (basic\_props:list/2)
- *The following properties should hold at call time:*  
**Arg1** is a list of lists. (basic\_props:list/2)
- *The following properties should hold upon exit:*  
**Arg2** is a list of lists. (basic\_props:list/2)

**General properties:****Test:** transpose(X,Y)

Transpose a non numeric matrix.

- *If the following properties should hold at call time:*  
term\_basic:X=[[aaa,bbb,ccc],[ddd,eee,fff]] (term\_basic:= /2)  
*then the following properties should hold upon exit:*  
The terms Y and [[aaa,ddd],[bbb,eee],[ccc,fff]] are strictly identical.  
(term\_compare:== /2)

**Test:** transpose(X,Y)

Transpose a 2x1 matrix.

- *If the following properties should hold at call time:*  
term\_basic:X=[[1.0,2.0]] (term\_basic:= /2)  
*then the following properties should hold upon exit:*  
The terms Y and [[1.0],[2.0]] are strictly identical. (term\_compare:== /2)

## 76 Structured stream handling

### 76.1 Usage and interface (streams)

- **Library usage:**  
`:- use_module(library(streams)).`
- **Exports:**
  - *Predicates:*  
`open_null_stream/1, open_input/2, close_input/1, open_output/2, close_output/1.`
- **Imports:**
  - *Packages:*  
`prelude, nonpure, assertions.`

### 76.2 Documentation on exports (streams)

**open\_null\_stream/1:** PREDICATE  
**Usage:** `open_null_stream(S)`  
 – *The following properties should hold upon exit:*  
   S is an open stream. (streams\_basic:stream/1)

**open\_input/2:** PREDICATE  
**Usage:** `open_input(FileName, InputStreams)`  
 – *The following properties should hold at call time:*  
   FileName is a source name. (streams\_basic:sourcename/1)  
 – *The following properties should hold upon exit:*  
   streams:input\_handler(InputStreams) (streams:input\_handler/1)

**close\_input/1:** PREDICATE  
**Usage:** `close_input(InputStreams)`  
 – *The following properties should hold at call time:*  
   streams:input\_handler(InputStreams) (streams:input\_handler/1)  
 – *The following properties should hold upon exit:*  
   streams:input\_handler(InputStreams) (streams:input\_handler/1)

**open\_output/2:** PREDICATE  
**Usage:** `open_output(FileName, OutputStreams)`  
 – *The following properties should hold at call time:*  
   FileName is a source name. (streams\_basic:sourcename/1)



- *The following properties should hold upon exit:*

streams:output\_handler(OutputStreams)

(streams:output\_handler/1)

### **close\_output/1:**

PREDICATE

**Usage:** close\_output(OutputStreams)

- *The following properties should hold at call time:*

streams:output\_handler(OutputStreams)

(streams:output\_handler/1)

- *The following properties should hold upon exit:*

streams:output\_handler(OutputStreams)

(streams:output\_handler/1)

## 77 Dictionaries

**Author(s):** The CLIP Group.

This module provides predicates for implementing dictionaries. Such dictionaries are currently implemented as ordered binary trees of key-value pairs.

### 77.1 Usage and interface (dict)

- **Library usage:**  
:- use\_module(library(dict)).
- **Exports:**
  - *Predicates:*  
dictionary/5, dic\_node/2, dic\_lookup/3, dic\_lookup/4, dic\_get/3, dic\_replace/4.
  - *Regular Types:*  
dictionary/1, old\_or\_new/1, non\_empty\_dictionary/1.
- **Imports:**
  - *Packages:*  
prelude, nonpure, assertions, nortchecks, isomodes.

### 77.2 Documentation on exports (dict)

**dictionary/1:** REGTYPE  
**(True) Usage:** dictionary(D)  
 D is a dictionary.

**dictionary/5:** PREDICATE  
**Usage:** dictionary(D,K,V,L,R)  
 The dictionary node D has key K, value V, left child L, and right child R.  
 – *The following properties should hold upon exit:*  
 D is a non-empty dictionary. (dict:non\_empty\_dictionary/1)

**dic\_node/2:** PREDICATE  
**Usage:** dic\_node(D,N)  
 N is a sub-dictionary of D.  
 – *The following properties should hold at call time:*  
 D is a non-empty dictionary. (dict:non\_empty\_dictionary/1)  
 – *The following properties should hold upon exit:*  
 N is a dictionary. (dict:dictionary/1)

- dic\_lookup/3:** PREDICATE  
**Usage:** `dic_lookup(D,K,V)`  
 D contains value V at key K. If it was not already in D it is added.  
 – *The following properties should hold upon exit:*  
   D is a non-empty dictionary. (dict:non\_empty\_dictionary/1)
- dic\_lookup/4:** PREDICATE  
**Usage:** `dic_lookup(D,K,V,O)`  
 Same as `dic_lookup(D,K,V)`. O indicates if it was already in D (**old**) or not (**new**).  
 – *The following properties should hold upon exit:*  
   D is a non-empty dictionary. (dict:non\_empty\_dictionary/1)  
   `dict:old_or_new(O)` (dict:old\_or\_new/1)
- dic\_get/3:** PREDICATE  
**Usage:** `dic_get(D,K,V)`  
 D contains value V at key K. Fails if it is not already in D.  
 – *The following properties should hold at call time:*  
   D is currently a term which is not a free variable. (term\_typing:nonvar/1)  
   D is a dictionary. (dict:dictionary/1)  
 – *The following properties should hold upon exit:*  
   D is a non-empty dictionary. (dict:non\_empty\_dictionary/1)
- dic\_replace/4:** PREDICATE  
**Usage:** `dic_replace(D,K,V,D1)`  
 D and D1 are identical except for the element at key K, which in D1 contains value V, whatever has (or whether it is) in D.  
 – *The following properties should hold at call time:*  
   D is a dictionary. (dict:dictionary/1)  
   D1 is a dictionary. (dict:dictionary/1)  
 – *The following properties should hold upon exit:*  
   D is a dictionary. (dict:dictionary/1)  
   D1 is a dictionary. (dict:dictionary/1)
- old\_or\_new/1:** REGTYPE  
 A regular type, defined as follows:  
   `old_or_new(old).`  
   `old_or_new(new).`
- non\_empty\_dictionary/1:** REGTYPE  
**(True) Usage:** `non_empty_dictionary(D)`  
 D is a non-empty dictionary.

### 77.3 Known bugs and planned improvements (dict)

- Run-time checks have been reported not to work with this code. That means that either the assertions here, or the code that implements the run-time checks are erroneous.



## 78 String processing

**Author(s):** Daniel Cabeza.

This module provides predicates for doing input/output with strings (character code lists) and for including in grammars defining strings.

### 78.1 Usage and interface (strings)

- **Library usage:**  
:- use\_module(library(strings)).
- **Exports:**
  - *Predicates:*  
get\_line/2, get\_line/1, write\_string/2, write\_string/1, whitespace/2,  
whitespace0/2, string/3.
  - *Regular Types:*  
line/1.
- **Imports:**
  - *Packages:*  
prelude, nonpure, dcg, assertions, isomodes.

### 78.2 Documentation on exports (strings)

**get\_line/2:** PREDICATE

get\_line(Stream,Line)

Reads from **Stream** a line of text and unifies **Line** with it. The end of the line can have UNIX [10] or MS-DOS [13 10] termination, which is not included in **Line**. At EOF, the term end\_of\_file is returned.

**Usage:** get\_line(S,L)

- *The following properties should hold at call time:*  
S is an open stream. (streams\_basic:stream/1)
- *The following properties should hold upon exit:*  
strings:line(L) (strings:line/1)

**get\_line/1:** PREDICATE

get\_line(Line)

Behaves like current\_input(S), get\_line(S,Line).

**Usage:** get\_line(L)

- *The following properties should hold upon exit:*  
strings:line(L) (strings:line/1)

**line/1:** REGTYPE

A regular type, defined as follows:

```
line(L) :-
 string(L).
line(end_of_file).
```

**write\_string/2:** PREDICATE

`write_string(Stream,String)`

Writes `String` onto `Stream`.

**Usage:** `write_string(Stream,String)`

- *The following properties should hold at call time:*

`Stream` is an open stream.

(streams\_basic:stream/1)

`String` is a string (a list of character codes).

(basic\_props:string/1)

**write\_string/1:** PREDICATE

`write_string(String)`

Behaves like `current_input(S)`, `write_string(S, String)`.

**Usage:** `write_string(String)`

- *The following properties should hold at call time:*

`String` is a string (a list of character codes).

(basic\_props:string/1)

**whitespace/2:** PREDICATE

`whitespace(String,Rest)`

In a grammar rule, as `whitespace/0`, represents whitespace (a positive number of space (32), tab (9), newline (10) or return (13) characters). Thus, `Rest` is a proper suffix of `String` with one or more whitespace characters removed. An example of use would be:

```
attrs([]) --> ""
attrs([N|Ns]) -->
 whitespace,
 attr(N),
 attrs(Ns).
```

**Usage:** `whitespace(S1,S2)`

- *The following properties should hold at call time:*

`S1` is a string (a list of character codes).

(basic\_props:string/1)

- *The following properties should hold upon exit:*

`S2` is a string (a list of character codes).

(basic\_props:string/1)

**whitespace0/2:** PREDICATE

`whitespace0(String,Rest)`

In a grammar rule, as `whitespace0/0`, represents possible whitespace (any number of space (32), tab (9), newline (10) or return (13) characters). Thus, `Rest` is `String` or a proper suffix of `String` with one or more whitespace characters removed. An example of use would be:

```
assignment(N,V) -->
 variable_name(N), whitespace0, "=", whitespace0, value(V).
```

**Usage:** `whitespace0(S1,S2)`

- *The following properties should hold at call time:*
  - S1 is a string (a list of character codes). (basic\_props:string/1)
- *The following properties should hold upon exit:*
  - S2 is a string (a list of character codes). (basic\_props:string/1)

### **string/3:**

PREDICATE

```
string(String,Head,Tail)
```

In a grammar rule, as `string/1`, represents literally `String`. An example of use would be:

```
double(A) -->
 string(A),
 string(A).
```

**Usage 1:**

- *Call and exit should be compatible with:*
  - `String` is a string (a list of character codes). (basic\_props:string/1)
  - `Head` is a string (a list of character codes). (basic\_props:string/1)
  - `Tail` is a string (a list of character codes). (basic\_props:string/1)
- *The following properties should hold upon exit:*
  - `String` is a string (a list of character codes). (basic\_props:string/1)
  - `Head` is a string (a list of character codes). (basic\_props:string/1)
  - `Tail` is a string (a list of character codes). (basic\_props:string/1)

**Usage 2:** `string(A,B,C)`

- *The following properties should hold at call time:*
  - C is a list. (basic\_props:list/1)
- *The following properties should hold upon exit:*
  - A is a list. (basic\_props:list/1)
  - B is a list. (basic\_props:list/1)





## 79 Printing status and error messages

**Author(s):** The CLIP Group.

This is a very simple library for printing status and error messages to the console.

### 79.1 Usage and interface (messages)

- **Library usage:**
  - `:- use_module(library(messages)).`
- **Exports:**
  - *Predicates:*  
`error_message/1, error_message/2, error_message/3, warning_message/1,`  
`warning_message/2, warning_message/3, note_message/1, note_message/2,`  
`note_message/3, simple_message/1, simple_message/2, optional_message/2,`  
`optional_message/3, debug_message/1, debug_message/2, debug_goal/2, debug_`  
`goal/3, show_message/2, show_message/3, show_message/4.`
  - *Regular Types:*  
`message_t/1.`
  - *Multifiles:*  
`issue_debug_messages/1.`
- **Imports:**
  - *System library modules:*  
`format, lists, write, filenames, compiler/c_itf_internal.`
  - *Packages:*  
`prelude, nonpure, assertions, regtypes, isomodes.`

### 79.2 Documentation on exports (messages)

**error\_message/1:** PREDICATE  
**Usage:** `error_message(Text)`  
 Same as `message(error,Text)`.  
 – *The following properties should hold at call time:*  
   **Text** is a string (a list of character codes). (basic\_props:string/1)

**error\_message/2:** PREDICATE  
**Usage:** `error_message(Text,ArgList)`  
 Same as `message(error,Text,ArgList)`.  
 – *The following properties should hold at call time:*  
   **Text** is an atom or string describing how the arguments should be formatted. If it is  
   an atom it will be converted into a string with `name/2`. (format:format\_control/1)  
   **ArgList** is a list. (basic\_props:list/1)  
*Meta-predicate* with arguments: `error_message(?,addmodule(?))`.

**error\_message/3:** PREDICATE

**Usage:** `error_message(Lc,Text,ArgList)`

Same as `message(error,Lc,Text,ArgList)`.

- *The following properties should hold at call time:*

Identifies a source line range in a file.

```
location_t(loc(File,L1,L2)) :-
 atm(File),
 int(L1),
 int(L2).
```

(c\_itf\_internal:location\_t/1)

**Text** is an atom or string describing how the arguments should be formatted. If it is an atom it will be converted into a string with `name/2`. (format:format\_control/1)

**ArgList** is a list. (basic\_props:list/1)

*Meta-predicate* with arguments: `error_message(?,?,addmodule(?))`.

**warning\_message/1:** PREDICATE

**Usage:** `warning_message(Text)`

Same as `message(warning,Text)`.

- *The following properties should hold at call time:*

**Text** is a string (a list of character codes).

(basic\_props:string/1)

**warning\_message/2:** PREDICATE

**Usage:** `warning_message(Text,ArgList)`

Same as `message(warning,Text,ArgList)`.

- *The following properties should hold at call time:*

**Text** is an atom or string describing how the arguments should be formatted. If it is an atom it will be converted into a string with `name/2`. (format:format\_control/1)

**ArgList** is a list. (basic\_props:list/1)

*Meta-predicate* with arguments: `warning_message(?,addmodule(?))`.

**warning\_message/3:** PREDICATE

**Usage:** `warning_message(Lc,Text,ArgList)`

Same as `message(warning,Lc,Text,ArgList)`.

- *The following properties should hold at call time:*

Identifies a source line range in a file.

```
location_t(loc(File,L1,L2)) :-
 atm(File),
 int(L1),
 int(L2).
```

(c\_itf\_internal:location\_t/1)

**Text** is an atom or string describing how the arguments should be formatted. If it is an atom it will be converted into a string with `name/2`. (format:format\_control/1)

**ArgList** is a list. (basic\_props:list/1)

*Meta-predicate* with arguments: `warning_message(?,?,addmodule(?))`.

**note\_message/1:** PREDICATE**Usage:** `note_message(Text)`Same as `message(note,Text)`.

- *The following properties should hold at call time:*

`Text` is a string (a list of character codes). (basic\_props:string/1)

**note\_message/2:** PREDICATE**Usage:** `note_message(Text,ArgList)`Same as `message(note,Text,ArgList)`.

- *The following properties should hold at call time:*

`Text` is an atom or string describing how the arguments should be formatted. If it is an atom it will be converted into a string with `name/2`. (format:format\_control/1)

`ArgList` is a list. (basic\_props:list/1)

*Meta-predicate* with arguments: `note_message(?,addmodule(?))`.

**note\_message/3:** PREDICATE**Usage:** `note_message(Lc,Text,ArgList)`Same as `message(note,Lc,Text,ArgList)`.

- *The following properties should hold at call time:*

Identifies a source line range in a file.

```
location_t(loc(File,L1,L2)) :-
 atm(File),
 int(L1),
 int(L2).
```

(c\_itf\_internal:location\_t/1)

`Text` is an atom or string describing how the arguments should be formatted. If it is an atom it will be converted into a string with `name/2`. (format:format\_control/1)

`ArgList` is a list. (basic\_props:list/1)

*Meta-predicate* with arguments: `note_message(?,?,addmodule(?))`.

**simple\_message/1:** PREDICATE**Usage:** `simple_message(Text)`The text provided in `Text` is printed.

- *The following properties should hold at call time:*

`Text` is a string (a list of character codes). (basic\_props:string/1)

**simple\_message/2:** PREDICATE**Usage:** `simple_message(Text,ArgList)`The text provided in `Text` is printed as a message, using the arguments in `ArgList`.

- *The following properties should hold at call time:*

`Text` is an atom or string describing how the arguments should be formatted. If it is an atom it will be converted into a string with `name/2`. (format:format\_control/1)

`ArgList` is a list. (basic\_props:list/1)

**optional\_message/2:** PREDICATE

Usage: `optional_message(Text, Opts)`

The text provided in `Text` is printed as a message, but only if the atom `-v` is a member of `Opts`. These predicates are meant to be used for optional messages, which are only to be printed when *verbose* output is requested explicitly.

- *The following properties should hold at call time:*

`Text` is a string (a list of character codes). (basic\_props:string/1)

`Opts` is a list of atoms. (basic\_props:list/2)

**optional\_message/3:** PREDICATE

Usage: `optional_message(Text, ArgList, Opts)`

The text provided in `Text` is printed as a message, using the arguments in `ArgList`, but only if the atom `-v` is a member of `Opts`. These predicates are meant to be used for optional messages, which are only to be printed when *verbose* output is requested explicitly.

- *The following properties should hold at call time:*

`Text` is an atom or string describing how the arguments should be formatted. If it is an atom it will be converted into a string with `name/2`. (format:format\_control/1)

`ArgList` is a list. (basic\_props:list/1)

`Opts` is a list of atoms. (basic\_props:list/2)

**debug\_message/1:** PREDICATE

Usage: `debug_message(Text)`

The text provided in `Text` is printed as a debugging message. These messages are turned on by defining a fact of `issue_debug_messages/1` with the module name as argument.

- *The following properties should hold at call time:*

`Text` is an atom or string describing how the arguments should be formatted. If it is an atom it will be converted into a string with `name/2`. (format:format\_control/1)

**debug\_message/2:** PREDICATE

Usage: `debug_message(Text, ArgList)`

The text provided in `Text` is printed as a debugging message, using the arguments in `ArgList` to interpret any variable-related formatting commands embedded in `Text`. These messages are turned on by defining a fact of `issue_debug_messages/1` which the module name as argument.

- *The following properties should hold at call time:*

`Text` is an atom or string describing how the arguments should be formatted. If it is an atom it will be converted into a string with `name/2`. (format:format\_control/1)

`ArgList` is a list. (basic\_props:list/1)

*Meta-predicate* with arguments: `debug_message(?, addmodule(?))`.

**debug\_goal/2:** PREDICATE

Usage: `debug_goal(Goal, Text)`

`Goal` is called. The text provided in `Text` is then printed as a debugging message. The whole process (including running `Goal`) is turned on by defining a fact of `issue_debug_messages/1` with the module name as argument.

**debug\_goal/3:**

PREDICATE

**Usage:** `debug_goal(Goal,Text,ArgList)`

`Goal` is called. The text provided in `Text` is then printed as a debugging message, using the arguments in `ArgList` to interpret any variable-related formatting commands embedded in `Text`. Note that the variables in `ArgList` can be computed by `Goal`. The whole process (including running `Goal`) is turned on by defining a fact of `issue_debug_messages/1` with the module name as argument.

*Meta-predicate* with arguments: `debug_goal(goal,?,addmodule(?))`.

**show\_message/2:**

PREDICATE

**Usage:** `show_message(Type,Text)`

The text provided in `Text` is printed as a message of type `Type`.

- *The following properties should hold at call time:*

The types of messages supported by the message predicate (messages:message\_t/1)

`Text` is a string (a list of character codes). (basic\_props:string/1)

**show\_message/3:**

PREDICATE

**Usage:** `show_message(Type,Text,ArgList)`

The text provided in `Text` is printed as a message of type `Type`, using the arguments in `ArgList` to interpret any variable-related formatting commands embedded in `Text`.

- *The following properties should hold at call time:*

The types of messages supported by the message predicate (messages:message\_t/1)

`Text` is an atom or string describing how the arguments should be formatted. If it is an atom it will be converted into a string with `name/2`. (format:format\_control/1)

`ArgList` is a list. (basic\_props:list/1)

*Meta-predicate* with arguments: `show_message(?,?,addmodule(?))`.

**show\_message/4:**

PREDICATE

**Usage:** `show_message(Type,Lc,Text,ArgList)`

The text provided in `Text` is printed as a message of type `Type`, using the arguments in `ArgList` to interpret any variable-related formatting commands embedded in `Text`, and reporting error location `Lc` (file and line numbers).

- *The following properties should hold at call time:*

The types of messages supported by the message predicate (messages:message\_t/1)

Identifies a source line range in a file.

```
location_t(loc(File,L1,L2)) :-
 atm(File),
 int(L1),
 int(L2).
```

(c\_itf\_internal:location\_t/1)

`Text` is an atom or string describing how the arguments should be formatted. If it is an atom it will be converted into a string with `name/2`. (format:format\_control/1)

`ArgList` is a list. (basic\_props:list/1)

*Meta-predicate* with arguments: `show_message(?,?,?,addmodule(?))`.

**message\_t/1:** REGTYPE  
**Usage:**  
 The types of messages supported by the message predicate

**location\_t/1:** (UNDOC\_REEXPORT)  
 Imported from `c_itf_internal` (see the corresponding documentation for details).

### 79.3 Documentation on multifiles (messages)

**issue\_debug\_messages/1:** PREDICATE  
**(Trust) Usage:** `issue_debug_messages(Module)`  
 Printing of debugging messages is enabled for module `Module`.  
 – *The following properties hold upon exit:*  
   `Module` is an atom. (basic\_props:atm/1)  
 The predicate is *multifile*.  
 The predicate is of type *data*.

### 79.4 Known bugs and planned improvements (messages)

- Debug message switching should really be done with an expansion, for performance.

## 80 Accessing and redirecting the stream aliases

**Author(s):** Manuel Carro.

This library allows the redefinition of the files to which the special streams `user_input`, `user_output`, and `user_error` point to. On startup they point to the standard input, standard output, and standard error, in Unix style (Windows users may find that standard error stream does not work properly). Changing the file pointed to is useful for, e.g., redirecting the place to which the Prolog's standard error stream goes from within Prolog (e.g., to start a log file).

### 80.1 Usage and interface (`io_alias_redirection`)

- **Library usage:**  
`:- use_module(library(io_alias_redirection)).`
- **Exports:**
  - *Predicates:*  
`set_stream/3, get_stream/2.`
- **Imports:**
  - *Packages:*  
`prelude, nonpure, assertions, basicmodes.`

### 80.2 Documentation on exports (`io_alias_redirection`)

#### `set_stream/3:`

PREDICATE

**Usage:** `set_stream(StreamAlias, NewStream, OldStream)`

Associate `StreamAlias` with an open stream `NewStream`. Returns in `OldStream` the stream previously associated with the alias. The mode of `NewStream` must match the intended use of `StreamAlias`.

- *The following properties should hold at call time:*

`StreamAlias` is currently a term which is not a free variable. (term\_typing:nonvar/1)

`NewStream` is currently a term which is not a free variable. (term\_typing:nonvar/1)

`StreamAlias` is the alias of an open stream, i.e., an atom which represents a stream at Prolog level. (streams\_basic:stream\_alias/1)

`NewStream` is an open stream. (streams\_basic:stream/1)

`OldStream` is an open stream. (streams\_basic:stream/1)

#### `get_stream/2:`

PREDICATE

**Usage:** `get_stream(StreamAlias, Stream)`

Return in `Stream` the stream associated with `StreamAlias`.

- *The following properties should hold at call time:*

`StreamAlias` is currently a term which is not a free variable. (term\_typing:nonvar/1)

`StreamAlias` is the alias of an open stream, i.e., an atom which represents a stream at Prolog level. (streams\_basic:stream\_alias/1)

`Stream` is an open stream. (streams\_basic:stream/1)





## 81 Reading terms from strings

**Author(s):** Francisco Bueno, Daniel Cabeza, Manuel Hermenegildo, Jose F. Morales.

This module implements predicates for reading (parsing) terms from strings or atom codes.

Use with extreme care. This is a quick and incomplete implementation.

### 81.1 Usage and interface (`read_from_string`)

- **Library usage:**
  - `:- use_module(library(read_from_string)).`
- **Exports:**
  - *Predicates:*
    - `read_from_string/2,`
    - `read_from_string/3, read_from_string_opts/4, read_from_string_atmvars/2,`
    - `read_from_string_atmvars/3, read_from_atom_atmvars/2, read_from_atom/2.`
- **Imports:**
  - *System library modules:*
    - `dict, read, operators.`
  - *Packages:*
    - `prelude, nonpure, assertions, basicmodes.`

### 81.2 Documentation on exports (`read_from_string`)

**`read_from_string/2:`** PREDICATE  
**Usage:** `read_from_string(String,Term)`  
 Read a term `Term` from `String`.  
 – *The following properties should hold at call time:*  
   `String` is currently a term which is not a free variable. (term\_typing:nonvar/1)  
   `Term` is a free variable. (term\_typing:var/1)

**`read_from_string/3:`** PREDICATE  
**Usage:** `read_from_string(String,Term,Rest)`  
 Read a term `Term` from `String` up to `Rest` (which is the non-parsed rest of the list).  
 – *The following properties should hold at call time:*  
   `String` is currently a term which is not a free variable. (term\_typing:nonvar/1)  
   `Term` is a free variable. (term\_typing:var/1)

**read\_from\_string\_opts/4:**

PREDICATE

**Usage:** `read_from_string_opts(String,Term,Rest,Opts)``String` is parsed into `Term` up to `Rest` (which is the non-parsed rest of the list). The options in `Opts` can be:`variable_names(Ns)`Read variable names in `Ns`.

- *The following properties should hold at call time:*

`String` is currently a term which is not a free variable. (term\_typing:nonvar/1)`Term` is a free variable. (term\_typing:var/1)`Opts` is currently a term which is not a free variable. (term\_typing:nonvar/1)**read\_from\_string\_atmvars/2:**

PREDICATE

**Usage:** `read_from_string_atmvars(String,Term)`Read a term `Term` from `String`. It ignores the unparsed rest of the string (see `read_from_string_atmvars/3`).

- *The following properties should hold at call time:*

`String` is currently a term which is not a free variable. (term\_typing:nonvar/1)`Term` is a free variable. (term\_typing:var/1)**General properties:****Test:** `read_from_string_atmvars(A,T)`

- *If the following properties should hold at call time:*

term\_basic:A=[97] (term\_basic:= /2)

*then the following properties should hold upon exit:*

term\_basic:T=a (term\_basic:= /2)

**Test:** `read_from_string_atmvars(A,T)`

- *If the following properties should hold at call time:*

term\_basic:A=[49] (term\_basic:= /2)

*then the following properties should hold upon exit:*

term\_basic:T=1 (term\_basic:= /2)

**Test:** `read_from_string_atmvars(A,T)`

- *If the following properties should hold at call time:*

term\_basic:A=[65] (term\_basic:= /2)

*then the following properties should hold upon exit:*

term\_basic:T=A (term\_basic:= /2)

**Test:** `read_from_string_atmvars(A,T)`

- *If the following properties should hold at call time:*

term\_basic:A=[102,40,97,41] (term\_basic:= /2)

*then the following properties should hold upon exit:*

term\_basic:T=f(a) (term\_basic:= /2)

**Test:** `read_from_string_atmvars(A,T)`

- *If the following properties should hold at call time:*

term\_basic:A=[102,47,50] (term\_basic:= /2)

*then the following properties should hold upon exit:*

term\_basic:T=f/2 (term\_basic:= /2)

**read\_from\_string\_atmvars/3:**

PREDICATE

**Usage:** `read_from_string_atmvars(String,Term,Rest)`

Read a term `Term` from `String` up to `Rest` (which is the non-parsed rest of the list). Unquoted uppercase identifiers are read as atoms instead of variables (thus, the read term is always ground).

– *The following properties should hold at call time:*

`String` is currently a term which is not a free variable. (term\_typing:nonvar/1)

`Term` is a free variable. (term\_typing:var/1)

**General properties:****Test:** `read_from_string_atmvars(A,T,R)`

– *If the following properties should hold at call time:*

term\_basic:A=[102,40,97,41] (term\_basic:= /2)

*then the following properties should hold upon exit:*

term\_basic:T=f(a) (term\_basic:= /2)

term\_basic:R=[] (term\_basic:= /2)

**Test:** `read_from_string_atmvars(A,T,R)`

– *If the following properties should hold at call time:*

term\_basic:A=[102,40,97,41,32,102,111,111,32] (term\_basic:= /2)

*then the following properties should hold upon exit:*

term\_basic:T=f(a) (term\_basic:= /2)

term\_basic:R=[32,102,111,111,32] (term\_basic:= /2)

**read\_from\_atom\_atmvars/2:**

PREDICATE

**Usage:** `read_from_atom_atmvars(Atom,Term)`

Like `read_from_string_atmvars/2`, but reads the term `Term` from the atom codes in `Atom`.

– *The following properties should hold at call time:*

`Atom` is currently a term which is not a free variable. (term\_typing:nonvar/1)

`Term` is a free variable. (term\_typing:var/1)

**General properties:****Test:** `read_from_atom_atmvars(A,T)`

– *If the following properties should hold at call time:*

term\_basic:A=a (term\_basic:= /2)

*then the following properties should hold upon exit:*

term\_basic:T=a (term\_basic:= /2)

**Test:** `read_from_atom_atmvars(A,T)`

– *If the following properties should hold at call time:*

term\_basic:A=1 (term\_basic:= /2)

*then the following properties should hold upon exit:*

term\_basic:T=1 (term\_basic:= /2)

**Test:** `read_from_atom_atmvars(A,T)`

– *If the following properties should hold at call time:*

term\_basic:A=A (term\_basic:= /2)

*then the following properties should hold upon exit:*

term\_basic:T=A (term\_basic:= /2)

**Test:** read\_from\_atom\_atmvars(A,T)

– *If the following properties should hold at call time:*

term\_basic:A=f(a) (term\_basic:= /2)

*then the following properties should hold upon exit:*

term\_basic:T=f(a) (term\_basic:= /2)

**Test:** read\_from\_atom\_atmvars(A,T)

– *If the following properties should hold at call time:*

term\_basic:A=f/2 (term\_basic:= /2)

*then the following properties should hold upon exit:*

term\_basic:T=f/2 (term\_basic:= /2)

### read\_from\_atom/2:

PREDICATE

**Usage:** read\_from\_atom(Atom,Term)

Read the term Term from the atom codes in Atom.

– *The following properties should hold at call time:*

Atom is currently a term which is not a free variable. (term\_typing:nonvar/1)

Term is a free variable. (term\_typing:var/1)

## 81.3 Known bugs and planned improvements (read\_from\_string)

- All predicates except read\_from\_atom/2 were implemented as a quick hack initially written mainly for parsing daVinci's messages. The good implementation should: a) create a read stream from a string, and b) call the standard reader.
- read\_from\_atom/2 is implemented using pipe/2, which is not safe.

## 82 ctrlcclean (library)

### 82.1 Usage and interface (ctrlcclean)

- **Library usage:**  
:- use\_module(library(ctrlcclean)).
- **Exports:**
  - *Predicates:*  
ctrlc\_clean/1, delete\_on\_ctrlc/2, ctrlcclean/0.
- **Imports:**
  - *System library modules:*  
system.
  - *Packages:*  
prelude, nonpure, assertions.

### 82.2 Documentation on exports (ctrlcclean)

**ctrlc\_clean/1:** PREDICATE  
No further documentation available for this predicate. *Meta-predicate* with arguments:  
ctrlc\_clean(goal).

**delete\_on\_ctrlc/2:** PREDICATE  
No further documentation available for this predicate.

**ctrlcclean/0:** PREDICATE  
No further documentation available for this predicate.



## 83 errhandle (library)

### 83.1 Usage and interface (errhandle)

- **Library usage:**  
:- use\_module(library(errhandle)).
- **Exports:**
  - *Predicates:*  
error\_protect/1, handle\_error/2.
- **Imports:**
  - *System library modules:*  
system, rtchecks/rtchecks\_utils.
  - *Packages:*  
prelude, nonpure, assertions.

### 83.2 Documentation on exports (errhandle)

**error\_protect/1:** PREDICATE  
No further documentation available for this predicate. *Meta-predicate* with arguments:  
error\_protect(goal).

**handle\_error/2:** PREDICATE  
No further documentation available for this predicate.





## 84 Fast reading and writing of terms

**Author(s):** Daniel Cabeza, Oscar Portela Arjona.

This library provides predicates to support reading / writing of terms on a format designed to be handled on read faster than standard representation.

### 84.1 Usage and interface (fastrw)

- **Library usage:**  
`:- use_module(library(fastrw)).`
- **Exports:**
  - *Predicates:*  
`fast_read/1, fast_write/1, fast_read/2, fast_write/2,`  
`fast_write_to_string/3.`
- **Imports:**
  - *Packages:*  
`prelude, nonpure, dcg, assertions, isomodes.`

### 84.2 Documentation on exports (fastrw)

**fast\_read/1:** PREDICATE

`fast_read(Term)`

The next term is read from current standard input and is unified with `Term`. The syntax of the term must agree with `fast_read / fast_write` format. If the end of the input has been reached, `Term` is unified with the term `'end_of_file'`. Further calls to `fast_read/1` will then cause an error.

**fast\_write/1:** PREDICATE

`fast_write(Term)`

Output `Term` in a way that `fast_read/1` and `fast_read/2` will be able to read it back.

**fast\_read/2:** PREDICATE

`fast_read(Stream, Term)`

The next term is read from `Stream` and unified with `Term`. The syntax of the term must agree with `fast_read / fast_write` format. If the end of the input has been reached, `Term` is unified with the term `'end_of_file'`. Further calls to `fast_read/2` will then cause an error.

**Usage:**

- *Call and exit should be compatible with:*  
`Term` is any term. (basic\_props:term/1)
- *The following properties should hold at call time:*  
`Stream` is an open stream. (streams\_basic:stream/1)
- *The following properties should hold upon exit:*  
`Term` is any term. (basic\_props:term/1)

**fast\_write/2:**

PREDICATE

`fast_write(Stream,Term)`

Output `Term` to `Stream` in a way that `fast_read/1` and `fast_read/2` will be able to read it back.

**Usage:**

- *The following properties should hold at call time:*
  - `Stream` is an open stream. (streams\_basic:stream/1)
  - `Term` is any term. (basic\_props:term/1)
- *The following properties should hold upon exit:*
  - `Term` is any term. (basic\_props:term/1)
- *The following properties should hold globally:*
  - `Term` is not further instantiated. (basic\_props:not\_further\_inst/2)

**fast\_write\_to\_string/3:**

PREDICATE

No further documentation available for this predicate.

**84.3 Known bugs and planned improvements (fastrw)**

- Both `fast_read/2` and `fast_write/2` simply set the current output/input and call `fast_read/1` and `fast_write/1`. Therefore, in the event an error happens during its execution, the current input / output streams may be left pointing to the `Stream`

## 85 File name manipulation

**Author(s):** Daniel Cabeza, Angel Fernandez Pineda.

This library provides some small utilities to handle file name syntax.

### 85.1 Usage and interface (filenames)

- **Library usage:**  
:- use\_module(library(filenames)).
- **Exports:**
  - *Predicates:*  
no\_path\_file\_name/2, file\_directory\_base\_name/3, file\_name\_extension/3,  
basename/2, extension/2.
  - *Regular Types:*  
atom\_or\_str/1.
- **Imports:**
  - *System library modules:*  
assertions/native\_props, lists.
  - *Packages:*  
prelude, nonpure, assertions, nativeprops.

### 85.2 Documentation on exports (filenames)

#### no\_path\_file\_name/2:

PREDICATE

This predicate will extract the last item (usually the file name) from a given path.

The first argument must be instantiated to a string or atom. Whenever the first argument is an atom, the second argument will be an atom. Whenever the first argument is a string, the second argument will be a string.

This predicate will fail under any of the following conditions:

- First argument is not an atom, nor a string.
- Second argument is not the last given path item (given path is the first argument).

Those are the most usual usages of no\_path\_file\_name/2:

```
?- no_path_file_name("/home/nexusV/somefile.txt",K).
```

```
K = "somefile.txt" ?
```

```
yes
```

```
?- no_path_file_name('/home/nexusV/somefile.txt',K).
```

```
K = 'somefile.txt' ?
```

```
yes
```

```
?-
```

**Usage:** no\_path\_file\_name(Path,FileName)

FileName is the file corresponding to the given Path.

– *Call and exit should be compatible with:*

Path is an atom or a string (filenames:atom\_or\_str/1)  
 FileName is an atom or a string (filenames:atom\_or\_str/1)

### **file\_directory\_base\_name/3:**

PREDICATE

**Usage:** file\_directory\_base\_name(Path,Directory,BaseName)

Given a file path Path, Directory is the directory part and BaseName is the filename part. Directory does not end in '/' unless it is just '/'. Directory is '.' if Path does not contain '/'.

– *Call and exit should be compatible with:*

Path is an atom or a string (filenames:atom\_or\_str/1)  
 Directory is an atom or a string (filenames:atom\_or\_str/1)  
 BaseName is an atom or a string (filenames:atom\_or\_str/1)

### **file\_name\_extension/3:**

PREDICATE

This predicate may be used in two ways:

- To create a file name from its components: name and extension. For instance:

```
?- file_name_extension(File,mywork, '.txt').
```

```
File = 'mywork.txt' ?
```

```
yes
```

```
?-
```

- To split a file name into its name and extension. For Instance:

```
?- file_name_extension('mywork.txt',A,B).
```

```
A = mywork,
```

```
B = '.txt' ?
```

```
yes
```

```
?-
```

Any other usage of file\_name\_extension/3 will cause the predicate to fail. Notice that valid arguments are accepted both as atoms or strings.

**Usage:** file\_name\_extension(FileName,BaseName,Extension)

Splits a FileName into its BaseName and Extension.

– *Call and exit should be compatible with:*

FileName is an atom or a string (filenames:atom\_or\_str/1)  
 BaseName is an atom or a string (filenames:atom\_or\_str/1)  
 Extension is an atom or a string (filenames:atom\_or\_str/1)

### **General properties:**

**Test:** file\_name\_extension(File,Name,Ext)

This is a bug, this test must succeeds.

- *If the following properties do not hold at call time:*  
`term_basic:File=/home/user/emacs.d/dummy` (term\_basic:= /2)  
*then the following properties do not hold upon exit:*  
`term_basic:Name=/home/user/emacs.d/dummy` (term\_basic:= /2)  
`term_basic:Ext=` (term\_basic:= /2)  
*then the following properties do not hold globally:*  
All calls of the form `file_name_extension(File,Name,Ext)` are deterministic. (native\_props:is\_det/1)  
All the calls of the form `file_name_extension(File,Name,Ext)` do not fail. (native\_props:not\_fails/1)

### **basename/2:** PREDICATE

`basename(FileName,BaseName)`

`BaseName` is `FileName` without extension. Equivalent to `file_name_extension(FileName,BaseName,_)`. Useful to extract the base name of a file using functional syntax.

#### **Usage:**

- *Call and exit should be compatible with:*  
`FileName` is an atom or a string (filenames:atom\_or\_str/1)  
`BaseName` is an atom or a string (filenames:atom\_or\_str/1)

### **atom\_or\_str/1:** REGTYPE

**Usage:** `atom_or_str(X)`

`X` is an atom or a string

### **extension/2:** PREDICATE

`extension(FileName,Extension)`

`Extension` is the extension (suffix) of `FileName`. Equivalent to `file_name_extension(FileName,_,Extension)`. Useful to extract the extension of a file using functional syntax.

#### **Usage:**

- *Call and exit should be compatible with:*  
`FileName` is an atom or a string (filenames:atom\_or\_str/1)  
`Extension` is an atom or a string (filenames:atom\_or\_str/1)



## 86 Symbolic filenames

**Author(s):** Francisco Bueno.

This module provides a predicate for file opening which can use any term as an alias for the filename (i.e., symbolic filenames) instead of the usual constants which are file system path names of the actual files.

The correspondence between an alias and the actual file path is done dynamically, without having to recompile the program. It is possible to define the correspondence via facts for `file_alias/2` in a file declared with `multifile:alias_file/1` in the program: those facts will be dynamically loaded when running the program. Alternatively, the correspondence can be defined via shell environment variables, by defining the value of a variable by the (symbolic) name of the file to be the path of the actual file.

### 86.1 Usage and interface (symfnames)

- **Library usage:**
  - :- `use_module(library(symfnames)).`
- **Exports:**
  - *Predicates:*  
`open/3.`
  - *Multifiles:*  
`alias_file/1, file_alias/2.`
- **Imports:**
  - *System library modules:*  
`read, system.`
  - *Packages:*  
`prelude, nonpure, assertions, isomodes.`

### 86.2 Documentation on exports (symfnames)

#### **open/3:**

PREDICATE

`open(File,Mode,Stream)`

Open `File` with mode `Mode` and return in `Stream` the stream associated with the file. It is like `streams_basic:open/3`, but `File` is considered a symbolic name: either defined by `user:file_alias/2` or as an environment variable. Predicate `user:file_alias/2` is inspected before the environment variables.

#### **(True) Usage:**

- *Calls should, and exit will be compatible with:*  
`Stream` is an open stream. (streams\_basic:stream/1)
- *The following properties should hold at call time:*  
`File` is any term. (basic\_props:term/1)  
`Mode` is an opening mode ('read', 'write' or 'append'). (streams\_basic:io\_mode/1)
- *The following properties hold upon exit:*  
`Stream` is an open stream. (streams\_basic:stream/1)



### 86.3 Documentation on multifiles (symfnames)

**alias\_file/1:** PREDICATE

`alias_file(File)`

Declares `File` to be a file defining symbolic names via `file_alias/2`. Anything else in `File` is simply ignored. The predicate is *multifile*.

**file\_alias/2:** PREDICATE

`file_alias(Alias,File)`

Declares `Alias` as a symbolic name for `File`, the real name of an actual file (or directory). The predicate is *multifile*.

The predicate is of type *data*.

### 86.4 Other information (symfnames)

The example discussed here is included in the distribution files. There is a main application file which uses module `mm`. This module reads a line from a file; the main predicate in the main file then prints this line. The important thing is that the file read is named by a symbolic name "file". The main application file declares another file where the symbolic names are assigned actual file names:

```
:- use_module(mm).

:- multifile alias_file/1.
alias_file(myfiles).

main :- p(X), display(X), nl.
```

Now, the file `myfiles.pl` can be used to change the file you want to read from without having to recompile the application. The current assignment is:

```
%:- use_package([]).
file_alias(file,'mm.pl').
```

so the execution of the application will show the first line of `mm.pl`. However, you can change to:

```
file_alias(file,'main.pl').
```

and then execution of the same executable will show the first line of `main.pl`.

## 87 File/Stream Utilities

**Author(s):** The CLIP Group.

This module implements a collection of predicates to read/write files (or streams) from/to several sources (lists of terms, strings, predicate output, etc.), in a compact way.

### 87.1 Usage and interface (file\_utils)

- **Library usage:**  
:- use\_module(library(file\_utils)).
- **Exports:**
  - *Predicates:*  
file\_terms/2, copy\_stdout/1, file\_to\_string/2, file\_to\_string/3, string\_to\_file/2, stream\_to\_string/2, stream\_to\_string/3, output\_to\_file/2.
- **Imports:**
  - *System library modules:*  
read, streams, strings.
  - *Packages:*  
prelude, nonpure, assertions, isomodes.

### 87.2 Documentation on exports (file\_utils)

#### file\_terms/2:

PREDICATE

**Usage 1:** file\_terms(File, Terms)

Unifies Terms with the list of all terms in File.

- *The following properties should hold at call time:*

File is a source name. (streams\_basic:sourcename/1)

Terms is a free variable. (term\_typing:var/1)

- *The following properties should hold upon exit:*

Terms is a list. (basic\_props:list/1)

**Usage 2:** file\_terms(File, Terms)

Writes the terms in list Terms (including the ending '.') onto file File.

- *The following properties should hold at call time:*

File is a source name. (streams\_basic:sourcename/1)

Terms is a list. (basic\_props:list/1)

#### copy\_stdout/1:

PREDICATE

**Usage:** copy\_stdout(File)

Copies file File to standard output.

- *The following properties should hold at call time:*

File is currently a term which is not a free variable. (term\_typing:nonvar/1)

File is a source name. (streams\_basic:sourcename/1)

**file\_to\_string/2:** PREDICATE**Usage:** file\_to\_string(FileName,String)Reads all the characters from the file **FileName** and returns them in **String**.

- *The following properties should hold at call time:*

**FileName** is currently a term which is not a free variable. (term\_typing:nonvar/1)**String** is a free variable. (term\_typing:var/1)**FileName** is a source name. (streams\_basic:sourcename/1)

- *The following properties should hold upon exit:*

**String** is a string (a list of character codes). (basic\_props:string/1)**file\_to\_string/3:** PREDICATE**Usage:** file\_to\_string(FileName,String,Tail)Reads all the characters from the file **FileName** and returns them in **String**. **Tail** is the end of **String**.

- *The following properties should hold at call time:*

**FileName** is currently a term which is not a free variable. (term\_typing:nonvar/1)**String** is a free variable. (term\_typing:var/1)**FileName** is a source name. (streams\_basic:sourcename/1)

- *The following properties should hold upon exit:*

**String** is a string (a list of character codes). (basic\_props:string/1)**string\_to\_file/2:** PREDICATE**Usage:** string\_to\_file(String,FileName)Reads all the characters from the string **String** and writes them to file **FileName**.

- *The following properties should hold at call time:*

**String** is currently a term which is not a free variable. (term\_typing:nonvar/1)**FileName** is currently a term which is not a free variable. (term\_typing:nonvar/1)**String** is a string (a list of character codes). (basic\_props:string/1)**FileName** is a source name. (streams\_basic:sourcename/1)**stream\_to\_string/2:** PREDICATE**Usage:** stream\_to\_string(Stream,String)Reads all the characters from **Stream**, returns them in **String**, and closes **Stream**.

- *The following properties should hold at call time:*

**Stream** is currently a term which is not a free variable. (term\_typing:nonvar/1)**String** is a free variable. (term\_typing:var/1)**Stream** is an open stream. (streams\_basic:stream/1)

- *The following properties should hold upon exit:*

**String** is a string (a list of character codes). (basic\_props:string/1)

**stream\_to\_string/3:**

PREDICATE

**Usage:** `stream_to_string(Stream,String,Tail)`

Reads all the characters from `Stream`, returns them in `String`, and closes `Stream`. `Tail` is the end of `String`

– *The following properties should hold at call time:*

`Stream` is currently a term which is not a free variable. (term\_typing:nonvar/1)

`String` is a free variable. (term\_typing:var/1)

`Stream` is an open stream. (streams\_basic:stream/1)

**output\_to\_file/2:**

PREDICATE

No further documentation available for this predicate. *Meta-predicate* with arguments:  
`output_to_file(goal,?)`.



## 88 File locks

**Author(s):** José Manuel Gómez Pérez, Daniel Cabeza, Manuel Carro.

This module implements file locks: the ability to lock a file so that other processes cannot access it until the file is unlocked. **It is, however, not working.** The predicates do nothing. Proper implementation is planned for a near future.

### 88.1 Usage and interface (file\_locks)

- **Library usage:**  
   :- use\_module(library(file\_locks)).
- **Exports:**
  - *Predicates:*  
   lock\_file/3, unlock\_file/2.
- **Imports:**
  - *Packages:*  
   prelude, nonpure, assertions.

### 88.2 Documentation on exports (file\_locks)

**lock\_file/3:** PREDICATE

**Usage:** lock\_file(File,LockType,Result)

Tries to lock File with LockType and returns the result (either true or false) in Result.

- *Call and exit should be compatible with:*

File is an atom. (basic\_props:atm/1)

LockType is an atom. (basic\_props:atm/1)

Result is an atom. (basic\_props:atm/1)

**unlock\_file/2:** PREDICATE

**Usage:** unlock\_file(File,Result)

Tries to unlock File the result (either true or false) in Result.

- *Call and exit should be compatible with:*

File is an atom. (basic\_props:atm/1)

Result is an atom. (basic\_props:atm/1)

### 88.3 Known bugs and planned improvements (file\_locks)

- No doing anything helpful.



## 89 Lists and conjunctions and disjunctions

### 89.1 Usage and interface (formulae)

- **Library usage:**  
:- use\_module(library(formulae)).
- **Exports:**
  - *Predicates:*  
list\_to\_conj/3, list\_to\_conj/2, conj\_to\_list/2, list\_to\_disj/2, disj\_to\_list/2, conj\_to\_llist/2, llist\_to\_conj/2, disj\_to\_llist/2, llist\_to\_disj/2, body2list/2, asbody\_to\_conj/2, list\_to\_disj2/2.
  - *Properties:*  
assert\_body\_type/1.
  - *Regular Types:*  
conj\_disj\_type/1, t\_conj/1, t\_disj/1.
- **Imports:**
  - *System library modules:*  
messages.
  - *Packages:*  
prelude, nonpure, assertions, regtypes.

### 89.2 Documentation on exports (formulae)

**list\_to\_conj/3:** PREDICATE  
 list\_to\_conj(List,Conj,End)  
 Conj is the conjunction made up of the elements of List plus a final element End.

**list\_to\_conj/2:** PREDICATE  
 Usage 1: list\_to\_conj(A,B)  
 Conj is the conjunction made up of the elements of List. ([ ] is true). It runs in both ways.

```
?- list_to_conj(A , a).
```

```
A = [a] ? ;
```

```
no
```

```
?- list_to_conj(A , (a,V)).
```

```
A = [a,V] ? ;
```

```
no
```

```
?- list_to_conj(A , (a,V,b)).
```



```

A = [a,V,b] ? ;

no
?- list_to_conj([A] , B).

B = A ? ;

no
?- list_to_conj([a,A] , B).

B = (a,A) ? ;

no
?- list_to_conj([a,A,b] , B).

B = (a,A,b) ? ;

no
?- list_to_conj([] , B).

B = true ? ;

```

– *The following properties should hold at call time:*

A is a list. (basic\_props:list/1)

B is a free variable. (term\_typing:var/1)

– *The following properties should hold upon exit:*

Conjunctions. (formulae:t\_conj/1)

**Usage 2:** list\_to\_conj(A,B)

– *The following properties should hold at call time:*

A is a free variable. (term\_typing:var/1)

Conjunctions. (formulae:t\_conj/1)

– *The following properties should hold upon exit:*

A is a list. (basic\_props:list/1)

### conj\_to\_list/2:

PREDICATE

conj\_to\_list(Conj,List)

List is the list made up of the elements of conjunction Conj (true is []).

### list\_to\_disj/2:

PREDICATE

Usage: list\_to\_disj(A,B)

Disj is the disjunction made up of the elements of List. ([] is true). It runs in both ways. Examples:

```

?- list_to_disj([a] , A).

A = a ? ;

no
?- list_to_disj([a,b] , A).

A = (a;b) ? ;

no
?- list_to_disj([a,B,b] , A).

A = (a;B;b) ? ;

no
?- list_to_disj([a,b,B] , A).

A = (a;b;B) ? ;

no
?- list_to_disj(A , (a)).

A = [a] ? ;

no
?- list_to_disj(A , (a;b)).

A = [a,b] ? ;

no
?- list_to_disj(A , (a;B;b)).

A = [a,B,b] ? ;

no
?-

```

– *The following properties should hold at call time:*

A is a list.

(basic\_props:list/1)

B is a free variable.

(term\_typing:var/1)

– *The following properties should hold upon exit:*

Conjunctions.

(formulae:t\_disj/1)

### **disj\_to\_list/2:**

PREDICATE

`disj_to_list(Disj,List)`

List is the list made up of the elements of disjunction Disj (true is []).

### **conj\_to\_llist/2:**

PREDICATE

Turns a conjunctive (normal form) formula into a list (of lists of ...). As a side-effect, inner conjunctions get flattened. No special care for true.

**l1ist\_to\_conj/2:** PREDICATE  
 Inverse of `conj_to_l1ist/2`. No provisions for anything else than a non-empty list on input (i.e., they will go ‘as are’ in the output).

**disj\_to\_l1ist/2:** PREDICATE  
 Turns a disjunctive (normal form) formula into a list (of lists of ...). As a side-effect, inner disjunctions get flattened. No special care for `true`.

**l1ist\_to\_disj/2:** PREDICATE  
 Inverse of `disj_to_l1ist/2`. No provisions for anything else than a non-empty list on input (i.e., they will go ‘as are’ in the output).

**body2list/2:** PREDICATE  
 No further documentation available for this predicate.

**asbody\_to\_conj/2:** PREDICATE  
**Usage 1:** `asbody_to_conj(A,B)`  
 Transforms assertion body `A` into a conjunction (`B`). It runs in both ways

- *The following properties should hold at call time:*  
`formulae:assert_body_type(A)` (formulae:assert\_body\_type/1)  
`B` is a free variable. (term\_typing:var/1)
- *The following properties should hold upon exit:*  
 The usual prolog way of writting conjunctions and disjunctions in a body using ‘,’ and ‘;’ (formulae:conj\_disj\_type/1)

**Usage 2:** `asbody_to_conj(A,B)`

- *The following properties should hold at call time:*  
`A` is a free variable. (term\_typing:var/1)  
 The usual prolog way of writting conjunctions and disjunctions in a body using ‘,’ and ‘;’ (formulae:conj\_disj\_type/1)
- *The following properties should hold upon exit:*  
`formulae:assert_body_type(A)` (formulae:assert\_body\_type/1)

**assert\_body\_type/1:** PROPERTY  
 A property, defined as follows:  

```
assert_body_type(X) :-
 list(X,assert_body_type__).
```

**conj\_disj\_type/1:** REGTYPE  
**Usage:**  
 The usual prolog way of writting conjunctions and disjunctions in a body using ‘,’ and ‘;’

|                                                                                   |           |
|-----------------------------------------------------------------------------------|-----------|
| <b>t_conj/1:</b><br>Usage:<br>Conjunctions.                                       | REGTYPE   |
| <b>t_disj/1:</b><br>Usage:<br>Conjunctions.                                       | REGTYPE   |
| <b>list_to_disj2/2:</b><br>No further documentation available for this predicate. | PREDICATE |



## 90 Term manipulation utilities

**Author(s):** The CLIP Group.

This module implements some utils to do term manipulation.

### 90.1 Usage and interface (terms)

- **Library usage:**  
:- use\_module(library(terms)).
- **Exports:**
  - *Predicates:*  
term\_size/2, copy\_args/3, arg/2, atom\_concat/2.
- **Imports:**
  - *System library modules:*  
assertions/native\_props.
  - *Packages:*  
prelude, nonpure, assertions, nativeprops.

### 90.2 Documentation on exports (terms)

#### term\_size/2:

PREDICATE

**(True) Usage:** term\_size(Term,N)

Determines the size of a term.

- *The following properties should hold at call time:*

Term is any term.

(basic\_props:term/1)

N is a non-negative integer.

(basic\_props:nnegint/1)

#### **General properties:**

**Test:** term\_size(A,B)

- *If the following properties should hold at call time:*

term\_basic:A=p(a,b,c(d,e))

(term\_basic:= /2)

*then the following properties should hold upon exit:*

term\_basic:B=6

(term\_basic:= /2)

**Test:** term\_size(A,B)

- *If the following properties should hold at call time:*

term\_basic:A=p(a,b,c(d,\_189954))

(term\_basic:= /2)

*then the following properties should hold upon exit:*

term\_basic:B=6

(term\_basic:= /2)

**Test:** term\_size(A,B)

- *If the following properties should hold at call time:*

term\_basic:A=[1,2,3]

(term\_basic:= /2)

*then the following properties should hold upon exit:*

term\_basic:B=7

(term\_basic:= /2)

- copy\_args/3:** PREDICATE  
**Usage:** `copy_args(N,Term,Copy)`  
 Term and Copy have the same first N arguments.  
 – *The following properties should hold at call time:*  
   N is a non-negative integer. (basic\_props:nnegint/1)
- General properties:**  
**Trust:** `copy_args(N,Term,Copy)`  
 – *If the following properties hold at call time:*  
   N is currently ground (it contains no variables). (term\_typing:ground/1)  
   Term is currently a term which is not a free variable. (term\_typing:nonvar/1)  
   *then the following properties hold globally:*  
   `copy_args(N,Term,Copy)` is evaluable at compile-time. (basic\_props:eval/1)
- Trust:** `copy_args(N,Term,Copy)`  
 – *The following properties hold globally:*  
   `copy_args(N,Term,Copy)` is side-effect free. (basic\_props:sideff/2)
- arg/2:** PREDICATE  
**Usage:** `arg(Term,Arg)`  
 Arg is an argument of Term. Gives each of the arguments on backtracking.
- atom\_concat/2:** PREDICATE  
`atom_concat(Atms,Atm)`  
 Atm is the atom resulting from concatenating all atoms in the list Atms in the order in which they appear. If Atm is an atom at call then Atms can contain free variables.  
**Usage 1:** `atom_concat(Atms,Atm)`  
 – *The following properties should hold at call time:*  
   Atms is a list of atoms. (basic\_props:list/2)  
 – *The following properties should hold upon exit:*  
   Atm is an atom. (basic\_props:atm/1)
- Usage 2:** `atom_concat(Atms,Atm)`  
 – *Call and exit should be compatible with:*  
   Atms is a list of atoms. (basic\_props:list/2)  
 – *The following properties should hold at call time:*  
   Atm is an atom. (basic\_props:atm/1)  
 – *The following properties should hold upon exit:*  
   Atms is a list of atoms. (basic\_props:list/2)
- General properties:**  
**Test:** `atom_concat(A,B)`  
 – *If the following properties should hold at call time:*  
   `term_basic:A=[/home/edison/svn/dist/CiaoDE/bin/,X,-,1.11,]` (term\_basic:= /2)  
   `term_basic:B=/home/edison/svn/dist/CiaoDE/bin/fileinfo-1.11` (term\_basic:= /2)  
   *then the following properties should hold upon exit:*  
   The terms X and fileinfo are strictly identical. (term\_compare:== /2)

**Test:** `atom_concat(A,B)`

- *If the following properties should hold at call time:*

`term_basic:A=[a,b,c]` (term\_basic:= /2)

*then the following properties should hold upon exit:*

The terms `B` and `abc` are strictly identical. (term\_compare:== /2)

**Test:** `atom_concat(X,Y)`

`atom_concat` that generates several solutions.

- *If the following properties should hold at call time:*

`term_basic:X=[a,B|C]` (term\_basic:= /2)

`term_basic:Y=abcde` (term\_basic:= /2)

*then the following properties should hold upon exit:*

`B,C` is an element of  
`[(, [b,c,d,e]), (, [b,c,de]), (, [b,cd,e]), (, [b,cde]), (, [bc,d,e]), (, [bc,de]), (, [bcd,e]), (, [bcd,e])]`  
 (basic\_props:member/2)

**Test:** `atom_concat(X,Y)`

`atom_concat` that generates several solutions.

- *If the following properties should hold at call time:*

`term_basic:X=[a,B|C]` (term\_basic:= /2)

`term_basic:Y=abcde` (term\_basic:= /2)

*then the following properties should hold globally:*

Goal `atom_concat(X,Y)` produces the solutions listed in  
`[atom_concat([a, ,b,c,d,e],abcde), atom_concat([a, ,b,c,de],abcde), atom_`  
`concat([a, ,b,cd,e],abcde), atom_concat([a, ,b,cde],abcde), atom_`  
`concat([a, ,bc,d,e],abcde), atom_concat([a, ,bc,de],abcde), atom_`  
`concat([a, ,bcd,e],abcde), atom_concat([a, ,bcde],abcde), atom_`  
`concat([a,b,c,d,e],abcde), atom_concat([a,b,c,de],abcde), atom_`  
`concat([a,b,cd,e],abcde), atom_concat([a,b,cde],abcde), atom_`  
`concat([a,bc,d,e],abcde), atom_concat([a,bc,de],abcde), atom_`  
`concat([a,bcd,e],abcde), atom_concat([a,bcde],abcde)].` (na-  
 tive\_props:solutions/2)

**Test:** `atom_concat(X,Y)`

- *If the following properties should hold at call time:*

`term_basic:X=[A,b,C]` (term\_basic:= /2)

`term_basic:Y=abc` (term\_basic:= /2)

*then the following properties should hold upon exit:*

The terms `A` and `a` are strictly identical. (term\_compare:== /2)

The terms `C` and `c` are strictly identical. (term\_compare:== /2)

**Test:** `atom_concat(X,Y)`

- *If the following properties should hold at call time:*

`term_basic:X=[A,b,]` (term\_basic:= /2)

`term_basic:Y=ab` (term\_basic:= /2)

*then the following properties should hold upon exit:*

`term_basic:A=a` (term\_basic:= /2)





## 91 Term checking utilities

**Author(s):** The CLIP Group.

This module implements the term checking utilities.

### 91.1 Usage and interface (terms\_check)

- **Library usage:**  
`:- use_module(library(terms_check)).`
- **Exports:**
  - *Predicates:*  
`ask/2, subsumes_term/2, variant/2, most_general_instance/3, most_specific_generalization/3, unifiable/3.`
  - *Properties:*  
`instance/2.`
- **Imports:**
  - *Packages:*  
`prelude, nonpure, assertions, nortchecks.`

### 91.2 Documentation on exports (terms\_check)

- ask/2:** PREDICATE  
`ask(Term1,Term2)`  
 Term1 and Term2 unify without producing bindings for the variables of Term1. I.e., `instance(Term1,Term2)` holds.
- instance/2:** PROPERTY  
 (**True**) **Usage:** `instance(Term1,Term2)`  
 Term1 is an instance of Term2.  
 – *The following properties hold globally:*  
 This predicate is understood natively by CiaoPP. (basic\_props:native/1)
- subsumes\_term/2:** PREDICATE  
**Usage:** `subsumes_term(Term1,Term2)` ◻ ISO ◻  
 Term2 is an instance of Term1.
- variant/2:** PREDICATE  
`variant(Term1,Term2)`  
 Term1 and Term2 are identical up to renaming.

**most\_general\_instance/3:** PREDICATE

`most_general_instance(Term1,Term2,Term)`

Term satisfies `instance(Term,Term1)` and `instance(Term,Term2)` and there is no term more general than Term (modulo variants) that satisfies it.

**most\_specific\_generalization/3:** PREDICATE

`most_specific_generalization(Term1,Term2,Term)`

Term satisfies `instance(Term1,Term)` and `instance(Term2,Term)` and there is no term less general than Term (modulo variants) that satisfies it.

**unifiable/3:** PREDICATE

(True) Usage: `unifiable(X,Y,Unifier)`

If X and Y can unify, unify Unifier with a list of `Var = Value`, representing the bindings required to make X and Y equivalent. The predicate handles attributed variables as classical ones

### 91.3 Other information (`terms_check`)

Currently, `ask/2` and `instance/2` are exactly the same. However, `ask/2` is more general, since it is also applicable to constraint domains (although not yet implemented): for the particular case of Herbrand terms, it is just `instance/2` (which is the only ask check currently implemented).

### 91.4 Known bugs and planned improvements (`terms_check`)

- Run-time checks have been reported not to work with this code. That means that either the assertions here, or the code that implements the run-time checks are erroneous.

## 92 Sets of variables in terms

**Author(s):** The CLIP Group.

This module implements predicates to handle sets of variables in terms.

### 92.1 Usage and interface (terms\_vars)

- **Library usage:**  
   :- use\_module(library(terms\_vars)).
- **Exports:**
  - *Predicates:*  
   varset/2, intersect\_vars/3, member\_var/2, diff\_vars/3, varsbag/3, varset\_in\_
 args/2, term\_variables/2, term\_variables/3.
- **Imports:**
  - *System library modules:*  
   idlists, sort.
  - *Packages:*  
   prelude, nonpure, assertions.

### 92.2 Documentation on exports (terms\_vars)

- |                                                                                                                                                                                                             |                  |
|-------------------------------------------------------------------------------------------------------------------------------------------------------------------------------------------------------------|------------------|
| <p><b>varset/2:</b><br/>         varset(Term,Xs)<br/>         Xs is the sorted list of all the variables in Term.</p>                                                                                       | <p>PREDICATE</p> |
| <p><b>intersect_vars/3:</b><br/>         No further documentation available for this predicate.</p>                                                                                                         | <p>PREDICATE</p> |
| <p><b>member_var/2:</b><br/>         No further documentation available for this predicate.</p>                                                                                                             | <p>PREDICATE</p> |
| <p><b>diff_vars/3:</b><br/>         No further documentation available for this predicate.</p>                                                                                                              | <p>PREDICATE</p> |
| <p><b>varsbag/3:</b><br/>         varsbag(Term,Vs,Xs)<br/>         Vs is the list of all the variables in Term ordered as they appear in Term right-to-left depth-first (including duplicates) plus Xs.</p> | <p>PREDICATE</p> |

**varset\_in\_args/2:** PREDICATE

Usage: `varset_in_args(T,LL)`

Each list of LL contains the variables of an argument of T, for each argument, and in left to right order.

– *The following properties should hold at call time:*

T is currently a term which is not a free variable. (term\_typing:nonvar/1)

– *The following properties should hold upon exit:*

LL is a list of `list(var)`s. (basic\_props:list/2)

**term\_variables/2:** PREDICATE

Usage: `term_variables(Term,Vars)`

(• ISO •)

Vars is the list of all the variables in Term, ordered as they appear in Term right-to-left depth-first (without duplicates).

**term\_variables/3:** PREDICATE

Usage: `term_variables(Term,Vars,Tail)`

Vars-Tail is the difference list of all the variables in Term, ordered as they appear in Term right-to-left depth-first (without duplicates).

## 93 Cyclic terms handling

**Author(s):** Daniel Cabeza, Remy Haemmerle.

This module implements predicates related to cyclic terms. Cyclic (or infinite) terms are produced when unifying a variable with a term which contains that variable.

### 93.1 Usage and interface (`cyclic_terms`)

- **Library usage:**  
`:- use_module(library(cyclic_terms)).`
- **Exports:**
  - *Predicates:*  
`acyclic_term/1, uncycle_term/2, recycle_term/2, cyclic_term/1, cyclic_term/1, cyclic_term/1.`
- **Imports:**
  - *System library modules:*  
`lists.`
  - *Packages:*  
`prelude, nonpure, assertions.`

### 93.2 Documentation on exports (`cyclic_terms`)

**acyclic\_term/1:** PREDICATE  
**Usage:** `acyclic_term(T)` ◀ ISO ▶  
 True if T is acyclic (finite).

**uncycle\_term/2:** PREDICATE  
**Usage:** `uncycle_term(T,U)`  
 Given a term T, U is a finite representation of T as an acyclic term. This representation can be converted back to T using `recycle_term/2`.

**recycle\_term/2:** PREDICATE  
**Usage:** `recycle_term(U,T)`  
 Given U, a finite representation of a term as an acyclic term as `uncycle_term/2` produces, T is the represented term. U is modified by the predicate, thus to maintain it untouched `copy_term/2` should be used.

**cyclic\_term/1:** PREDICATE  
**Usage:** `cyclic_term(T)`  
 True if T is cyclic (infinite).

**cyclic\_term/1:****Usage:** cyclic\_term(T)

True if T is cyclic (infinite).

PREDICATE

**cyclic\_term/1:****Usage:** cyclic\_term(T)

True if T is cyclic (infinite).

PREDICATE

## 94 A simple pretty-printer for Ciao programs

**Author(s):** The CLIP Group.

This library module writes out to standard output a clause or a list of clauses.

### 94.1 Usage and interface (`pretty_print`)

- **Library usage:**  
`:- use_module(library(pretty_print)).`
- **Exports:**
  - *Predicates:*  
`pretty_print/2, pretty_print/3, pretty_print/4.`
- **Imports:**
  - *System library modules:*  
`operators, vndict, write.`
  - *Packages:*  
`prelude, nonpure, assertions, regtypes, fsyntax.`

### 94.2 Documentation on exports (`pretty_print`)

- `pretty_print/2:`** PREDICATE  
**Usage:** `pretty_print(Cls,Flags)`  
 Prints each clause in the list `Cls` after numbering its variables.  
 – *The following properties should hold at call time:*  
`pretty_print:clauses(Cls)` (`pretty_print:clauses/1`)  
`Flags` is a list of flags. (`basic_props:list/2`)
- `pretty_print/3:`** PREDICATE  
**Usage:** `pretty_print(Cls,Flags,Ds)`  
 Prints each clause in the list `Cls` after using the corresponding variable names dictionary in `Ds` to name its variables.  
 – *The following properties should hold at call time:*  
`pretty_print:clauses(Cls)` (`pretty_print:clauses/1`)  
`Flags` is a list of flags. (`basic_props:list/2`)  
`Ds` is a dictionary of variable names. (`vndict:varnamedict/1`)
- `pretty_print/4:`** PREDICATE  
 No further documentation available for this predicate.



### 94.3 Documentation on internals (pretty\_print)

**clauses/1:** REGTYPE

A regular type, defined as follows:

```
clauses([]).
clauses([_1|_2]) :-
 clause(_1),
 clauses(_2).
clauses(_1) :-
 clause(_1).
```

**clause/1:** REGTYPE

A regular type, defined as follows:

```
clause(_1) :-
 clterm(_1).
clause((_1,_2)) :-
 clterm(_1),
 term(_2).
```

**clterm/1:** REGTYPE

A regular type, defined as follows:

```
clterm(clause(_1,_2)) :-
 callable(_1),
 body(_2).
clterm(directive(_1)) :-
 body(_1).
clterm((_1:-_2)) :-
 callable(_1),
 body(_2).
clterm(_1) :-
 callable(_1).
```

**body/1:** REGTYPE

A well formed body, including cge expressions and &-concurrent expressions. The atomic goals may or may not have a key in the form  $\wedge(\text{goal}:\text{any})$ , and may or may not be module qualified, but if they are it has to be in the form  $\wedge(\wedge(\text{moddesc}:\text{goal}):\text{any})$ .

**Usage:** body(X)

X is a printable body.

**flag/1:** REGTYPE

A keyword `ask/1` flags whether to output *asks* or *whens* and `nl/1` whether to separate clauses with a blank line or not.

**Usage:** flag(X)

X is a flag for the pretty-printer.

#### 94.4 Known bugs and planned improvements (`pretty_print`)

- 2.- If the priority of and operator, `&/1` or `&/2`, is redefined with lower priority than `:-/2` or `./1`, the written term is incorrect because it does not include parenthesis to make Ciao associate and operator first.



## 95 Pretty-printing assertions

**Author(s):** Francisco Bueno.

This module defines some predicates which are useful for writing assertions in a readable form.

### 95.1 Usage and interface (`assrt_write`)

- **Library usage:**  
:- `use_module(library(assrt_write)).`
- **Exports:**
  - *Predicates:*  
`write_assertion/6`, `write_assertion/7`, `write_assertion_as_comment/6`, `write_assertion_as_comment/7`,  
`write_assertion_as_double_comment/6`,  
`write_assertion_as_double_comment/7`.
- **Imports:**
  - *System library modules:*  
`format`, `assertions/assrt_lib`, `messages`, `assertions/assertions_props`, `vndict`.
  - *Packages:*  
`prelude`, `nonpure`, `assertions`, `regtypes`.

### 95.2 Documentation on exports (`assrt_write`)

#### `write_assertion/6:`

PREDICATE

**Usage:** `write_assertion(Goal,Status,Type,Body,Dict,Flag)`

Writes the (normalized) assertion to current output.

- *Call and exit should be compatible with:*

`Status` is an acceptable status for an assertion. (assertions\_props:assrt\_status/1)

`Type` is an admissible kind of assertion. (assertions\_props:assrt\_type/1)

`Body` is a normalized assertion body. (assertions\_props:nabody/1)

`Dict` is a dictionary. (dict:dictionary/1)

`Flag` is `status` or `nostatus`. (assrt\_write:status\_flag/1)

#### `write_assertion/7:`

PREDICATE

**Usage:** `write_assertion(Stream,Goal,Status,Type,Body,Dict,Flag)`

Writes the (normalized) assertion to stream `Stream`.

- *Call and exit should be compatible with:*

`Status` is an acceptable status for an assertion. (assertions\_props:assrt\_status/1)

`Type` is an admissible kind of assertion. (assertions\_props:assrt\_type/1)

`Body` is a normalized assertion body. (assertions\_props:nabody/1)

`Dict` is a dictionary. (dict:dictionary/1)

`Flag` is `status` or `nostatus`. (assrt\_write:status\_flag/1)

**write\_assertion\_as\_comment/6:** PREDICATE

**Usage:** `write_assertion_as_comment(Goal,Status,Type,Body,Dict,Flag)`

Writes the (normalized) assertion to current output as a Prolog comment.

– *Call and exit should be compatible with:*

**Status** is an acceptable status for an assertion. (assertions\_props:assrt\_status/1)  
**Type** is an admissible kind of assertion. (assertions\_props:assrt\_type/1)  
**Body** is a normalized assertion body. (assertions\_props:nabody/1)  
**Dict** is a dictionary. (dict:dictionary/1)  
**Flag** is `status` or `nostatus`. (assrt\_write:status\_flag/1)

**write\_assertion\_as\_comment/7:** PREDICATE

**Usage:** `write_assertion_as_comment(Stream,Goal,Status,Type,Body,Dict,Flag)`

Writes the (normalized) assertion to stream `Stream` as a Prolog comment.

– *Call and exit should be compatible with:*

**Status** is an acceptable status for an assertion. (assertions\_props:assrt\_status/1)  
**Type** is an admissible kind of assertion. (assertions\_props:assrt\_type/1)  
**Body** is a normalized assertion body. (assertions\_props:nabody/1)  
**Dict** is a dictionary. (dict:dictionary/1)  
**Flag** is `status` or `nostatus`. (assrt\_write:status\_flag/1)

**write\_assertion\_as\_double\_comment/6:** PREDICATE

**Usage:** `write_assertion_as_double_comment(Goal,Status,Type,Body,Dict,Flag)`

Writes the (normalized) assertion to current output as a Prolog double comment.

– *Call and exit should be compatible with:*

**Status** is an acceptable status for an assertion. (assertions\_props:assrt\_status/1)  
**Type** is an admissible kind of assertion. (assertions\_props:assrt\_type/1)  
**Body** is a normalized assertion body. (assertions\_props:nabody/1)  
**Dict** is a dictionary. (dict:dictionary/1)  
**Flag** is `status` or `nostatus`. (assrt\_write:status\_flag/1)

**write\_assertion\_as\_double\_comment/7:** PREDICATE

**Usage:**

`write_assertion_as_double_comment(Stream,Goal,Status,Type,Body,Dict,Flag)`

Writes the (normalized) assertion to stream `Stream` as a Prolog double comment.

– *Call and exit should be compatible with:*

**Status** is an acceptable status for an assertion. (assertions\_props:assrt\_status/1)  
**Type** is an admissible kind of assertion. (assertions\_props:assrt\_type/1)  
**Body** is a normalized assertion body. (assertions\_props:nabody/1)  
**Dict** is a dictionary. (dict:dictionary/1)  
**Flag** is `status` or `nostatus`. (assrt\_write:status\_flag/1)

## 96 The Ciao library browser

**Author(s):** Angel Fernandez Pineda.

The `libbrowser` library provides a set of predicates which enable the user to interactively find Ciao libraries and/or any predicate exported by them.

This is a simple example:

```
?- apropos('*find*').
persdbrt_sql: dbfindall/4
persdbrtsql: dbfindall/4
conc_aggregates: findall/3
linda: rd_findall/3
vndict: find_name/4
internals: $find_file/8
aggregates: findall/4,findall/3

yes
?-
```

Libbrowser is specially useful when inside GNU Emacs: just place the cursor over a libbrowser response and press C-TAB in order to get help on the related predicate. Refer to the "**Using Ciao inside GNU Emacs**" chapter for further information.

### 96.1 Usage and interface (`libbrowser`)

- **Library usage:**

It is not necessary to use this library at user programs. It is designed to be used at the Ciao *oplevel* shell: `ciaosh`. In order to do so, just make use of `use_module/1` as follows:

```
use_module(library(libbrowser)).
```

Then, the library interface must be read. This is automatically done when calling any predicate at `libbrowser`, and the entire process will take a little moment. So, you should want to perform such a process after loading the Ciao *oplevel*:

```
Ciao 0.9 #75: Fri Apr 30 19:04:24 MEST 1999
?- use_module(library(libbrowser)).
```

```
yes
?- update.
```

Whether you want this process to be automatically performed when loading `ciaosh`, you may include those lines in your `.ciaorc` personal initialization file.

- **Exports:**

- *Predicates:*  
update/0, browse/2, where/1, describe/1, system\_lib/1, apropos/1.

- **Imports:**

- *System library modules:*  
regexp/regexp\_code, read, fastrw, system, streams, lists.
- *Packages:*  
prelude, nonpure, assertions, regexp.

## 96.2 Documentation on exports (libbrowser)

### update/0: PREDICATE

This predicate will scan the Ciao system libraries for predicate definitions. This may be done once time before calling any other predicate at this library.

update/0 will also be automatically called (once) when calling any other predicate at libbrowser.

#### Usage:

Creates an internal database of modules at Ciao system libraries.

### browse/2: PREDICATE

This predicate is fully reversible, and is provided to inspect concrete predicate specifications. For example:

```
?- browse(M,findall/A).
```

```
A = 3,
M = conc_aggregates ? ;
```

```
A = 4,
M = aggregates ? ;
```

```
A = 3,
M = aggregates ? ;
```

```
no
?-
```

#### Usage: browse(Module,Spec)

Asociates the given **Spec** predicate specification with the **Module** which exports it.

- *The following properties should hold at call time:*

|                                                        |                            |
|--------------------------------------------------------|----------------------------|
| Module is a module name (an atom)                      | (libbrowser:module_name/1) |
| Spec is a <b>Functor/Arity</b> predicate specification | (libbrowser:pred_spec/1)   |

### where/1: PREDICATE

This predicate will print at the screen the module needed in order to import a given predicate specification. For example:

```
?- where(findall/A).
findall/3 exported at module conc_aggregates
findall/4 exported at module aggregates
findall/3 exported at module aggregates
```

```
yes
?-
```

#### Usage: where(Spec)

Display what module to load in order to import the given **Spec**.

- *The following properties should hold at call time:*

|                                                        |                          |
|--------------------------------------------------------|--------------------------|
| Spec is a <b>Functor/Arity</b> predicate specification | (libbrowser:pred_spec/1) |
|--------------------------------------------------------|--------------------------|

**describe/1:**

PREDICATE

This one is used to find out which predicates were exported by a given module. Very usefull when you know the library, but not the concrete predicate. For example:

```
?- describe(libbrowser).
Predicates at library libbrowser :
```

```
apropos/1
system_lib/1
describe/1
where/1
browse/2
update/0
```

```
yes
?-
```

**Usage:** describe(Module)

Display a list of exported predicates at the given Module

– *The following properties should hold at call time:*

Module is a module name (an atom) (libbrowser:module\_name/1)

**system\_lib/1:**

PREDICATE

It retrieves on backtracking all Ciao system libraries stored in the internal database. Certainly, those which were scanned at update/0 calling.

**Usage:** system\_lib(Module)

Module variable will be successively instantiated to the system libraries stored in the internal database.

– *The following properties should hold at call time:*

Module is a module name (an atom) (libbrowser:module\_name/1)

**apropos/1:**

PREDICATE

This tool makes use of regular expressions in order to find predicate specifications. It is very usefull whether you can't remember the full name of a predicate. Regular expressions take the same format as described in library patterns. Example:

```
?- apropos('atom_*').
```

```
terms: atom_concat/2
concurrency: atom_lock_state/2
atomic_basic: atom_concat/3,atom_length/2,atom_codes/2
iso_byte_char: atom_chars/2
```

```
yes
?-
```

**Usage:** apropos(RegSpec)

This will search any predicate specification Spec which matches the given RegSpec incomplete predicate specification.

– *The following properties should hold at call time:*

RegSpec is a Pattern/Arity specification. (libbrowser:apropos\_spec/1)



### 96.3 Documentation on internals (libbrowser)

**apropos\_spec/1:**

REGTYPE

Defined as:

```
apropos_spec(_1).
apropos_spec(_1/Arity) :-
 int(Arity).
```

**Usage:** `apropos_spec(S)`

`S` is a Pattern/Arity specification.

## 97 Code translation utilities

**Author(s):** Angel Fernandez Pineda.

This library offers a general way to perform clause body expansions. Goal, fact and spec translation predicates are automatically called when needed, while this utility navigates through the meta-argument specification of the body itself. All predicates within this library must be called at *second-pass expansions*, since it uses information stored at `c_itf` library.

### 97.1 Usage and interface (`expansion_tools`)

- **Library usage:**

This library is provided as a tool for those modules which performs source-to-source code translation, usually known as *code expanders*. It may be loaded as other modules using a `use_module/1`. Nothing special needs to be done.

- **Exports:**

- *Predicates:*

- `imports_meta_pred/3`, `body_expander/6`, `arg_expander/6`.

- **Imports:**

- *System library modules:*

- `compiler/c_itf`.

- *Packages:*

- `prelude`, `nonpure`, `assertions`, `hiord`.

### 97.2 Documentation on exports (`expansion_tools`)

#### `imports_meta_pred/3:`

PREDICATE

Macro provided in order to know meta-predicate specifications accessible from a module.

**Usage:** `imports_meta_pred(Module,MetaSpec,AccessibleAt)`

Tells whether `MetaSpec` meta-predicate specification is accessible from `Module`. `AccessibleAt` will be binded to `'-'` whether meta-predicate is a builtin one. If not, it will be unified with the module which defines the meta-predicate.

- *The following properties should hold at call time:*

- `Module` is an atom. (basic\_props:atom/1)

- `MetaSpec` is any term. (basic\_props:term/1)

#### `body_expander/6:`

PREDICATE

This predicate is the main translation tool. It navigates through a clause body, when a single *goal* appears, user-code is called in order to perform a translation. Whether user-code fails to translate the involved goal, it remains the same. Regardless that goal is translated or not, an argument expansion will be performed over all goals if applicable (see `arg_expander/6` predicate).

Variable (unknown at compile time) goals will also be attempt to translate.

**Usage:**

`body_expander(GoalTrans,FactTrans,SpecTrans,Module,Body,ExpandedBody)`

Translates `Body` to `ExpandedBody` by the usage of user-defined translators `GoalTrans`, `FactTrans` and `SpecTrans`. The module where the original body appears must be unified with `Module` argument.

– *The following properties should hold at call time:*

`GoalTrans` is a user-defined predicate which performs *goal* meta-type translation (expansion\_tools:goal\_expander/1)

`FactTrans` is a user-defined predicate which performs *fact* meta-type translation (expansion\_tools:fact\_expander/1)

`SpecTrans` is a user-defined predicate which performs *spec* meta-type translation (expansion\_tools:spec\_expander/1)

`Module` is an atom. (basic\_props:atom/1)

`ExpandedBody` is a free variable. (term\_typing:var/1)

*Meta-predicate* with arguments: `body_expander((pred 3), (pred 3), (pred 3), ?, ?, ?)`.

### **arg\_expander/6:**

PREDICATE

This predicate is an auxiliary translation tool, which is used by `body_expander/6` predicate. It remains exported as a macro. The predicate navigates through the *meta-argument specification* of a goal. Whether a *goal*, *fact* or *spec* argument appears, user-code is called in order to perform a translation. Whether user-code fails to translate the involved argument, it remains the same. Builtins as `';/2` or `;/2` are treated as meta-predicates defining *goal* meta-arguments. When a *goal* meta-argument is located, `body_expander/6` will be called in order to navigate through it. Notice that a *goal* meta-argument may be unified with another goal defining another meta-argument, so navigation is required. If arguments are not known to `arg_expander/6`, translation will not occur. This is possible whether goal or qualifying module are variables.

**Usage:**

`arg_expander(GoalTrans, FactTrans, SpecTrans, Module, Goal, ExpandedGoal)`

Translates `Goal` to `ExpandedGoal` by applying user-defined translators (`GoalTrans`, `FactTrans` and `SpecTrans`) to each meta-argument present at such goal. The module where the original goal appears must be unified with `Module` argument.

– *The following properties should hold at call time:*

`GoalTrans` is a user-defined predicate which performs *goal* meta-type translation (expansion\_tools:goal\_expander/1)

`FactTrans` is a user-defined predicate which performs *fact* meta-type translation (expansion\_tools:fact\_expander/1)

`SpecTrans` is a user-defined predicate which performs *spec* meta-type translation (expansion\_tools:spec\_expander/1)

`Module` is an atom. (basic\_props:atom/1)

`ExpandedBody` is a free variable. (term\_typing:var/1)

*Meta-predicate* with arguments: `arg_expander((pred 3), (pred 3), (pred 3), ?, ?, ?)`.

## **97.3 Documentation on internals (expansion\_tools)**

### **expander\_pred/1:**

PROPERTY

**Usage:** `expander_pred(Pred)`

`Pred` is a user-defined predicate used to perform code translations. First argument will be binded to the corresponding term to be translated. Second argument must be binded to the corresponding translation. Third argument will be binded to the current module were first argument appears. Additional arguments will be user-defined.

#### 97.4 Known bugs and planned improvements (`expansion_tools`)

- `pred(N)` meta-arguments are not supported at this moment.



## 98 Low-level concurrency/multithreading primitives

**Author(s):** Manuel Carro.

This module provides basic mechanisms for using concurrency and implementing multi-goal applications. It provides a means for arbitrary goals to be specified to be run in a separate stack set; in that case, they are assigned a goal identifier with which further accesses (e.g., asking for more solutions) to the goal can be made. Additionally, in some architectures, these goals can be assigned an O.S. thread, separate from the one which made the initial call, thus providing concurrency and, in multiprocessors, parallelism capabilities.

### 98.1 Usage and interface (concurrency)

- **Library usage:**  

```
:- use_module(library(concurrency)).
```
- **Exports:**
  - *Predicates:*  

```
eng_call/4, eng_call/3, eng_backtrack/2, eng_cut/1, eng_release/1, eng_wait/1, eng_kill/1, eng_killothers/0, eng_self/1, goal_id/1, eng_goal_id/1, eng_status/0, lock_atom/1, unlock_atom/1, atom_lock_state/2, concurrent/1.
```
- **Imports:**
  - *System library modules:*  

```
foreign_interface/foreign_interface_properties, prolog_sys.
```
  - *Packages:*  

```
prelude, nonpure, assertions, isomodes, foreign_interface, basicmodes, regtypes, foreign_interface(foreign_interface_ttrs), foreign_interface(foreign_interface_ops).
```

### 98.2 Documentation on exports (concurrency)

**eng\_call/4:** PREDICATE  
**(True) Usage:** `eng_call(Goal, EngineCreation, ThreadCreation, GoalId)`

Calls `Goal` in a new engine (stack set), possibly using a new thread, and returns a `GoalId` to designate this new goal henceforth. `EngineCreation` can be either `wait` or `create`; the distinction is not yet meaningful. `ThreadCreation` can be one of `self`, `wait`, or `create`. In the first case the creating thread is used to execute `Goal`, and thus it has to wait until its first result or failure. The call will fail if `Goal` fails, and succeed otherwise. However, the call will always succeed when a remote thread is started. The space and identifiers reclaimed for the thread must be explicitly deallocated by calling `eng_release/1`. `GoalIds` are unique in each execution of a Ciao Prolog program.

- *The following properties should hold at call time:*  

```
Goal is currently a term which is not a free variable. (term_typing:nonvar/1)
EngineCreation is currently a term which is not a free variable.
(term_typing:nonvar/1)
ThreadCreation is currently a term which is not a free variable.
(term_typing:nonvar/1)
```

GoalId is a free variable. (term\_typing:var/1)  
 Goal is a term which represents a goal, i.e., an atom or a structure. (basic\_props:callable/1)  
 EngineCreation is an atom. (basic\_props:atm/1)  
 ThreadCreation is an atom. (basic\_props:atm/1)  
 GoalId is an integer. (basic\_props:int/1)

*Meta-predicate* with arguments: `eng_call(goal,?,?,?)`.

### **eng\_call/3:**

PREDICATE

**Usage:** `eng_call(Goal,EngineCreation,ThreadCreation)`

Similar to `eng_call/4`, but the thread (if created) and stack areas are automatically released upon success or failure of the goal. No `GoalId` is provided for further interaction with the goal.

– *The following properties should hold at call time:*

Goal is currently a term which is not a free variable. (term\_typing:nonvar/1)  
 EngineCreation is currently a term which is not a free variable. (term\_typing:nonvar/1)  
 ThreadCreation is currently a term which is not a free variable. (term\_typing:nonvar/1)  
 Goal is a term which represents a goal, i.e., an atom or a structure. (basic\_props:callable/1)  
 EngineCreation is an atom. (basic\_props:atm/1)  
 ThreadCreation is an atom. (basic\_props:atm/1)

*Meta-predicate* with arguments: `eng_call(goal,?,?)`.

### **eng\_backtrack/2:**

PREDICATE

**Usage:** `eng_backtrack(GoalId,ThreadCreation)`

Performs backtracking on the goal designed by `GoalId`. A new thread can be used to perform backtracking, according to `ThreadCreation` (same as in `eng_call/4`). Fails if the goal is backtracked over by the local thread, and there are no more solutions. Always succeeds if executed by a remote thread. The engine is **not** automatically released up upon failure: `eng_release/1` must be called to that end.

– *The following properties should hold at call time:*

GoalId is currently a term which is not a free variable. (term\_typing:nonvar/1)  
 ThreadCreation is currently a term which is not a free variable. (term\_typing:nonvar/1)  
 GoalId is an integer. (basic\_props:int/1)  
 ThreadCreation is an atom. (basic\_props:atm/1)

### **eng\_cut/1:**

PREDICATE

**Usage:** `eng_cut(GoalId)`

Performs a *cut* in the execution of the goal `GoalId`. The next call to `eng_backtrack/2` will therefore backtrack all the way and fail.

- *The following properties should hold at call time:*

GoalId is currently a term which is not a free variable. (term\_typing:nonvar/1)  
 GoalId is an integer. (basic\_props:int/1)

### **eng\_release/1:** PREDICATE

**Usage:** `eng_release(GoalId)`

Cleans up and releases the engine executing the goal designed by `GoalId`. The engine must be idle, i.e., currently not executing any goal. `eng_wait/1` can be used to ensure this.

- *The following properties should hold at call time:*

GoalId is currently a term which is not a free variable. (term\_typing:nonvar/1)  
 GoalId is an integer. (basic\_props:int/1)

### **eng\_wait/1:** PREDICATE

**Usage:** `eng_wait(GoalId)`

Waits for the engine executing the goal denoted by `GoalId` to finish the computation (i.e., it has finished searching for a solution, either with success or failure).

- *The following properties should hold at call time:*

GoalId is currently a term which is not a free variable. (term\_typing:nonvar/1)  
 GoalId is an integer. (basic\_props:int/1)

### **eng\_kill/1:** PREDICATE

**Usage:** `eng_kill(GoalId)`

Kills the thread executing `GoalId` (if any), and frees the memory used up by the stack set. Usually one should wait (`eng_wait/1`) for a goal, and then release it, but killing the thread explicitly allows recovering from error states. A goal cannot kill itself. This feature should be used with caution, because there are situations where killing a thread might render the system in an unstable state. Threads should cooperate in their killing, but if the killed thread is blocked in a I/O operation, or inside an internal critical region, this cooperation is not possible and the system, although stopped, might very well end up in a inconsistent state.

- *The following properties should hold at call time:*

GoalId is currently a term which is not a free variable. (term\_typing:nonvar/1)  
 GoalId is an integer. (basic\_props:int/1)

### **eng\_killothers/0:** PREDICATE

**Usage:**

Kills threads and releases stack sets of all active goals, but the one calling `eng_killothers`. Again, a safety measure. The same cautions as with `eng_kill/1` should be taken.



- eng\_self/1:** PREDICATE  
**Usage:** `eng_self(GoalId)`  
 GoalId is unified with the identifier of the goal within which `eng_self/1` is executed.  
`eng_self/1` is deprecated, and `eng_goal_id/1` should be used instead.  
 – *The following properties should hold at call time:*  
 GoalId is an integer. (basic\_props:int/1)
- goal\_id/1:** PREDICATE  
**Usage:** `goal_id(GoalId)`  
 GoalId is unified with the identifier of the goal within which `goal_id/1` is executed.  
`goal_id/1` is deprecated, and `eng_goal_id/1` should be used instead.  
 – *The following properties should hold at call time:*  
 GoalId is an integer. (basic\_props:int/1)
- eng\_goal\_id/1:** PREDICATE  
**Usage:** `eng_goal_id(GoalId)`  
 GoalId is unified with the identifier of the goal within which `eng_goal_id/1` is executed.  
 – *The following properties should hold at call time:*  
 GoalId is an integer. (basic\_props:int/1)
- eng\_status/0:** PREDICATE  
**Usage:**  
 Prints to standard output the current status of the stack sets.
- lock\_atom/1:** PREDICATE  
**(True) Usage 1:**  
 – *The following properties should hold at call time:*  
 Arg1 is an integer. (basic\_props:int/1)  
 – *The following properties hold globally:*  
 The Prolog predicate `PrologName` is implemented using the function `ForeignName`.  
 The same considerations as above example are to be applied. (foreign\_interface\_properties:foreign\_low/2)
- Usage 2: lock\_atom(Atom)**  
 The semaphore associated to `Atom` is accessed; if its value is nonzero, it is atomically decremented and the execution of this thread proceeds. Otherwise, the goal waits until a nonzero value is reached. The semaphore is then atomically decremented and the execution of this thread proceeds.  
 – *The following properties should hold at call time:*  
 Atom is currently a term which is not a free variable. (term\_typing:nonvar/1)  
 Atom is an integer. (basic\_props:int/1)

**unlock\_atom/1:** PREDICATE**(True) Usage 1:**

- *The following properties should hold at call time:*
  - Arg1 is an integer. (basic\_props:int/1)
- *The following properties hold globally:*
  - The Prolog predicate PrologName is implemented using the function ForeignName. The same considerations as above example are to be applied. (foreign\_interface\_properties:foreign\_low/2)

**Usage 2: unlock\_atom(Atom)**

The semaphore associated to Atom is atomically incremented.

- *The following properties should hold at call time:*
  - Atom is currently a term which is not a free variable. (term\_typing:nonvar/1)
  - Atom is an integer. (basic\_props:int/1)

**atom\_lock\_state/2:** PREDICATE**(True) Usage 1:**

- *The following properties should hold at call time:*
  - Arg1 is an integer. (basic\_props:int/1)
  - Arg2 is an integer. (basic\_props:int/1)
- *The following properties hold globally:*
  - The Prolog predicate PrologName is implemented using the function ForeignName. The same considerations as above example are to be applied. (foreign\_interface\_properties:foreign\_low/2)

**Usage 2: atom\_lock\_state(Atom,Value)**

Sets the semaphore associated to Atom to Value. This is usually done at the beginning of the execution, but can be executed at any time. If not called, semaphore associated to atoms are by default initied to 1. It should be used with caution: arbitrary use can transform programs using locks in a mess of internal relations. The change of a semaphore value in a place other than the initialization stage of a program is **not** among the allowed operations as defined by Dijkstra [Dij65,BA82].

- *The following properties should hold at call time:*
  - Atom is currently a term which is not a free variable. (term\_typing:nonvar/1)
  - Value is currently a term which is not a free variable. (term\_typing:nonvar/1)
  - Atom is an integer. (basic\_props:int/1)
  - Value is an integer. (basic\_props:int/1)

**Usage 3: atom\_lock\_state(Atom,Value)**

Consults the Value of the semaphore associated to Atom. Use sparingly and mainly as a medium to check state correctness. Not among the operations on semaphore by Dijkstra.

- *The following properties should hold at call time:*
  - Atom is currently a term which is not a free variable. (term\_typing:nonvar/1)
  - Value is a free variable. (term\_typing:var/1)
  - Atom is an atom. (basic\_props:atm/1)
  - Value is an integer. (basic\_props:int/1)

**concurrent/1:**

PREDICATE

`concurrent PredName`

The predicate named `PredName` is made concurrent in the current module at runtime (useful for predicate names generated on-the-fly). This difficult a better compile-time analysis, but in turn offers more flexibility to applications. It is also faster for some applications: if several agents have to share data in a structured fashion (e.g., the generator knows and wants to restrict the data generated to a set of other threads), a possibility is to use the same concurrent fact and employ a field within the fact to distinguish the receiver/sender. This can cause many threads to access and wait on the same fact, which in turns can create contention problems. It is much better to create a new concurrent fact and to use that new name as a channel to communicate the different threads.

`concurrent/1` can either be given a predicate spec in the form `Name/Arity`, with `Name` and `Arity` bound, or to give a value only to `Arity`, and let the system choose a new, unused `Name` for the fact.

**Usage:**

- *The following properties should hold at call time:*

`PredName` is a `Name/Arity` structure denoting a predicate name:

```
predname(P/A) :-
 atm(P),
 nnegint(A).
```

(basic\_props:predname/1)

**98.3 Known bugs and planned improvements (concurrency)**

- Available only for Windows 32 environments and for architectures implementing POSIX threads.
- Some implementation of threads have a limit on the total number of threads that can be created by a process. Thread creation, in this case, just hangs. A better solution is planned for the future.

## 99 All solutions concurrent predicates

**Author(s):** Manuel Carro (concurrency-safeness).

This module implements thread-safe aggregation predicates. Its use and results should be the same as those in the aggregates library, but several goals can use them concurrently without the interference and wrong results (due to implementation reasons) aggregates might lead to. This particular implementation is completely based on the one used in the aggregates library (whose original authors were Richard A. O’Keefe and David H.D. Warren).

### 99.1 Usage and interface (`conc_aggregates`)

- **Library usage:**  
`:- use_module(library(conc_aggregates)).`
- **Exports:**
  - *Predicates:*  
`findall/3, setof/3, bagof/3.`
- **Imports:**
  - *System library modules:*  
`assertions/native_props, prolog_sys.`
  - *Packages:*  
`prelude, nonpure, assertions, isomodes, nativeprops.`

### 99.2 Documentation on exports (`conc_aggregates`)

#### `findall/3:`

PREDICATE

**Usage:** `findall(Template,Generator,List)`

● ISO ●

A special case of `bagof`, where all free variables in the `Generator` are taken to be existentially quantified. Safe in concurrent applications.

- *The following properties should hold at call time:*  
`Generator` is currently a term which is not a free variable. (term\_typing:nonvar/1)
- *The following properties should hold upon exit:*  
`Template` is any term. (basic\_props:term/1)  
`Goal` is a term which represents a goal, i.e., an atom or a structure. (basic\_props:callable/1)  
`Set` is a list. (basic\_props:list/1)
- *The following properties should hold globally:*  
All calls of the form `findall(Template,Generator,List)` are deterministic. (native\_props:is\_det/1)

*Meta-predicate* with arguments: `findall(?,goal,?)`.

**setof/3:**

PREDICATE

**Usage:** `setof(Template,Goal,Set)`

◀ ISO ▶

Finds the **Set** of instances of the **Template** satisfying the **Generator**. The set is in ascending order (see `compare/3` for a definition of this order) without duplicates, and is non-empty. If there are no solutions, `setof/3` fails. `setof/3` may succeed in more than one way, binding free variables in the **Generator** to different values. This can be avoided by using existential quantifiers on the free variables in front of the **Generator**, using `^/2`. E.g., in `A^p(A,B)`, **A** is existentially quantified. Safe in concurrent applications.

- *The following properties should hold at call time:*
  - Goal** is currently a term which is not a free variable. (term\_typing:nonvar/1)
- *The following properties should hold upon exit:*
  - Template** is any term. (basic\_props:term/1)
  - Goal** is a term which represents a goal, i.e., an atom or a structure. (basic\_props:callable/1)
  - Set** is a list. (basic\_props:list/1)
- *The following properties should hold globally:*
  - Template** is not further instantiated. (basic\_props:not\_further\_inst/2)

**bagof/3:**

PREDICATE

**Usage:** `bagof(Template,Generator,Bag)`

◀ ISO ▶

Finds all the instances of the **Template** produced by the **Generator**, and returns them in the **Bag** in the order in which they were found. If the **Generator** contains free variables which are not bound in the **Template**, it assumes that this is like any other Prolog question and that you want bindings for those variables. This can be avoided by using existential quantifiers on the free variables in front of the **Generator**, using `^/2`. Safe in concurrent applications.

- *The following properties should hold at call time:*
  - Generator** is currently a term which is not a free variable. (term\_typing:nonvar/1)
- *The following properties should hold upon exit:*
  - Template** is any term. (basic\_props:term/1)
  - Goal** is a term which represents a goal, i.e., an atom or a structure. (basic\_props:callable/1)
  - Set** is a list. (basic\_props:list/1)
- *The following properties should hold globally:*
  - Template** is not further instantiated. (basic\_props:not\_further\_inst/2)

**99.3 Known bugs and planned improvements (conc\_aggregates)**

- Thread-safe `setof/3` is not yet implemented.
- Thread-safe `bagof/3` is not yet implemented.

## 100 The socket interface

**Author(s):** Manuel Carro, Daniel Cabeza.

This module defines primitives to open sockets, send, and receive data from them. This allows communicating with other processes, on the same machine or across the Internet. The reader should also consult standard bibliography on the topic for a proper use of these primitives.

### 100.1 Usage and interface (sockets)

- **Library usage:**

```
:- use_module(library(sockets)).
```

- **Exports:**

- *Predicates:*

```
connect_to_socket_type/4, connect_to_socket/3, bind_socket/3, socket_
accept/2, select_socket/5, socket_send/2, socket_recv_code/3, socket_recv/2,
socket_shutdown/2, hostname_address/2.
```

- *Regular Types:*

```
socket_type/1, shutdown_type/1.
```

- **Imports:**

- *System library modules:*

```
foreign_interface/foreign_interface_properties.
```

- *Packages:*

```
prelude, nonpure, assertions, isomodes, regtypes,
foreign_interface, basicmodes, foreign_interface(foreign_interface_ttrs),
foreign_interface(foreign_interface_ops).
```

### 100.2 Documentation on exports (sockets)

#### **connect\_to\_socket\_type/4:**

PREDICATE

(True) Usage: `connect_to_socket_type(Host,Port,Type,Stream)`

Returns a `Stream` which connects to `Host`. The `Type` of connection can be defined. A `Stream` is returned, which can be used to `write/2` to, to `read/2`, to `socket_send/2` to, or to `socket_recv/2` from the socket.

- *Calls should, and exit will be compatible with:*

`Host` is currently instantiated to an atom. (term\_typing:atom/1)

`Port` is an integer. (basic\_props:int/1)

`Type` is a valid socket type. (sockets:socket\_type/1)

`Stream` is an open stream. (streams\_basic:stream/1)

- *The following properties should hold at call time:*

`Host` is currently a term which is not a free variable. (term\_typing:nonvar/1)

`Port` is currently a term which is not a free variable. (term\_typing:nonvar/1)

`Type` is currently a term which is not a free variable. (term\_typing:nonvar/1)

`Stream` is a free variable. (term\_typing:var/1)

- *The following properties hold globally:*

The Prolog predicate `PrologName` is implemented using the function `ForeignName`. The same considerations as above example are to be applied. (foreign\_interface\_properties:foreign\_low/2)

### **connect\_to\_socket/3:**

PREDICATE

**Usage:** `connect_to_socket(Host,Port,Stream)`

Calls `connect_to_socket_type/4` with `SOCK_STREAM` connection type. This is the connection type you want in order to use the `write/2` and `read/2` predicates (and other stream IO related predicates).

- *Call and exit should be compatible with:*

`Host` is an atom. (basic\_props:atom/1)

`Port` is an integer. (basic\_props:int/1)

`Stream` is an open stream. (streams\_basic:stream/1)

- *The following properties should hold at call time:*

`Host` is currently a term which is not a free variable. (term\_typing:nonvar/1)

`Port` is currently a term which is not a free variable. (term\_typing:nonvar/1)

`Stream` is a free variable. (term\_typing:var/1)

### **bind\_socket/3:**

PREDICATE

**(True) Usage:** `bind_socket(Port,Length,Socket)`

Returns an `AF_INET Socket` bound to `Port` (which may be assigned by the OS or defined by the caller), and listens to it (hence no `listen` call in this set of primitives). `Length` specifies the maximum number of pending connections.

- *Calls should, and exit will be compatible with:*

`Port` is an integer. (basic\_props:int/1)

`Length` is an integer. (basic\_props:int/1)

`Socket` is an integer. (basic\_props:int/1)

- *The following properties should hold at call time:*

`Length` is currently a term which is not a free variable. (term\_typing:nonvar/1)

`Socket` is a free variable. (term\_typing:var/1)

- *The following properties hold globally:*

The Prolog predicate `PrologName` is implemented using the function `ForeignName`. The same considerations as above example are to be applied. (foreign\_interface\_properties:foreign\_low/2)

### **socket\_accept/2:**

PREDICATE

**(True) Usage:** `socket_accept(Sock,Stream)`

Creates a new `Stream` connected to `Sock`.

- *Calls should, and exit will be compatible with:*

`Sock` is an integer. (basic\_props:int/1)

`Stream` is an open stream. (streams\_basic:stream/1)

- *The following properties should hold at call time:*
  - `Sock` is currently a term which is not a free variable. (term\_typing:nonvar/1)
  - `Stream` is a free variable. (term\_typing:var/1)
- *The following properties hold globally:*
  - The Prolog predicate `PrologName` is implemented using the function `ForeignName`. The same considerations as above example are to be applied. (foreign\_interface\_properties:foreign\_low/2)

**select\_socket/5:**

PREDICATE

**(True) Usage:** `select_socket(Socket,NewStream,TO_ms,Streams,ReadStream)`

Wait for data available in a list of `Streams` and in a `Socket`. `Streams` is a list of Prolog streams which will be tested for reading. `Socket` is a socket (i.e., an integer denoting the O.S. port number) or a free variable. `TO_ms` is a number denoting a timeout. Within this timeout the `Streams` and the `Socket` are checked for the availability of data to be read. `ReadStream` is the list of streams belonging to `Streams` which have data pending to be read. If `Socket` was a free variable, it is ignored, and `NewStream` is not checked. If `Socket` was instantiated to a port number and there are connections pending, a connection is accepted and connected with the Prolog stream in `NewStream`.

- *Calls should, and exit will be compatible with:*
  - `Socket` is an integer. (basic\_props:int/1)
  - `NewStream` is an open stream. (streams\_basic:stream/1)
  - `TO_ms` is an integer. (basic\_props:int/1)
  - `Streams` is a list of `streams`. (basic\_props:list/2)
  - `ReadStream` is a list of `streams`. (basic\_props:list/2)
- *The following properties should hold at call time:*
  - `Socket` is currently a term which is not a free variable. (term\_typing:nonvar/1)
  - `NewStream` is a free variable. (term\_typing:var/1)
  - `TO_ms` is currently a term which is not a free variable. (term\_typing:nonvar/1)
  - `Streams` is currently a term which is not a free variable. (term\_typing:nonvar/1)
  - `ReadStream` is a free variable. (term\_typing:var/1)
- *The following properties hold globally:*
  - The Prolog predicate `PrologName` is implemented using the function `ForeignName`. The same considerations as above example are to be applied. (foreign\_interface\_properties:foreign\_low/2)

**socket\_send/2:**

PREDICATE

**(True) Usage:** `socket_send(Stream,String)`

Sends `String` to the socket associated to `Stream`. The socket has to be in connected state. `String` is not supposed to be NULL terminated, since it is a Prolog string. If a NULL terminated string is needed at the other side, it has to be explicitly created in Prolog.

- *Calls should, and exit will be compatible with:*
  - `Stream` is an open stream. (streams\_basic:stream/1)
  - `String` is a string (a list of character codes). (basic\_props:string/1)



- *The following properties should hold at call time:*
  - Stream** is currently a term which is not a free variable. (term\_typing:nonvar/1)
  - String** is currently a term which is not a free variable. (term\_typing:nonvar/1)
- *The following properties hold globally:*
  - The Prolog predicate **PrologName** is implemented using the function **ForeignName**. The same considerations as above example are to be applied. (foreign\_interface\_properties:foreign\_low/2)

**socket\_recv\_code/3:**

PREDICATE

**(True) Usage:** `socket_recv_code(Stream,String,Length)`

Receives a **String** from the socket associated to **Stream**, and returns its **Length**. If **Length** is -1, no more data is available.

- *Calls should, and exit will be compatible with:*
  - Stream** is an open stream. (streams\_basic:stream/1)
  - String** is a string (a list of character codes). (basic\_props:string/1)
  - Length** is an integer. (basic\_props:int/1)
- *The following properties should hold at call time:*
  - Stream** is currently a term which is not a free variable. (term\_typing:nonvar/1)
- *The following properties hold globally:*
  - The Prolog predicate **PrologName** is implemented using the function **ForeignName**. The same considerations as above example are to be applied. (foreign\_interface\_properties:foreign\_low/2)

**socket\_recv/2:**

PREDICATE

**Usage:** `socket_recv(Stream,String)`

As `socket_recv_code/3`, but the return code is ignored.

- *Call and exit should be compatible with:*
  - Stream** is an open stream. (streams\_basic:stream/1)
  - String** is a string (a list of character codes). (basic\_props:string/1)
- *The following properties should hold at call time:*
  - Stream** is currently a term which is not a free variable. (term\_typing:nonvar/1)

**socket\_shutdown/2:**

PREDICATE

**(True) Usage:** `socket_shutdown(Stream,How)`

Shut down a duplex communication socket with which **Stream** is associated. All or part of the communication can be shutdown, depending on the value of **How**. The atoms `read`, `write`, or `read_write` should be used to denote the type of closing required.

- *Calls should, and exit will be compatible with:*
  - Stream** is an open stream. (streams\_basic:stream/1)
  - How** is a valid shutdown type. (sockets:shutdown\_type/1)
- *The following properties should hold at call time:*
  - Stream** is currently a term which is not a free variable. (term\_typing:nonvar/1)
  - How** is currently a term which is not a free variable. (term\_typing:nonvar/1)

- *The following properties hold globally:*

The Prolog predicate `PrologName` is implemented using the function `ForeignName`. The same considerations as above example are to be applied. (foreign\_interface\_properties:foreign\_low/2)

### **hostname\_address/2:**

PREDICATE

**(True) Usage:** `hostname_address(Hostname,Address)`

`Address` is unified with the atom representing the address (in `AF_INET` format) corresponding to `Hostname`.

- *Calls should, and exit will be compatible with:*

`Hostname` is an atom. (basic\_props:atm/1)

`Address` is an atom. (basic\_props:atm/1)

- *The following properties should hold at call time:*

`Hostname` is currently a term which is not a free variable. (term\_typing:nonvar/1)

- *The following properties hold globally:*

The Prolog predicate `PrologName` is implemented using the function `ForeignName`. The same considerations as above example are to be applied. (foreign\_interface\_properties:foreign\_low/2)

### **socket\_type/1:**

REGTYPE

Defines the atoms which can be used to specify the socket type recognized by `connect_to_socket_type/4`. Defined as follows:

```
socket_type(stream).
socket_type(dgram).
socket_type(raw).
socket_type(seqpacket).
socket_type(rdm).
```

**Usage:** `socket_type(T)`

`T` is a valid socket type.

### **shutdown\_type/1:**

REGTYPE

**Usage:** `shutdown_type(T)`

`T` is a valid shutdown type.



## 101 Sockets I/O

**Author(s):** Francisco Bueno.

This module provides two useful predicates for programming with sockets.

### 101.1 Usage and interface (`sockets_io`)

- **Library usage:**  
`:- use_module(library(sockets_io)).`
- **Exports:**
  - *Predicates:*  
`serve_socket/3, safe_write/2.`
- **Imports:**
  - *System library modules:*  
`lists, sockets/sockets.`
  - *Packages:*  
`prelude, nonpure, assertions, hiord, regtypes.`

### 101.2 Documentation on exports (`sockets_io`)

**serve\_socket/3:** PREDICATE

**(True) Usage:** `serve_socket(Socket, Server, Handler)`

Handles the streams associated to `Socket` calling `Server` on one request of each stream (as `Server(Stream)`), and `Handler(Stream)` if the stream is empty (connection closed).

- *The following properties should hold at call time:*

`Socket` is a socket id. (`sockets_io:socket/1`)

`Server` is a term which represents a goal, i.e., an atom or a structure. (`basic_props:callable/1`)

`Handler` is a term which represents a goal, i.e., an atom or a structure. (`basic_props:callable/1`)

*Meta-predicate* with arguments: `serve_socket(?, (pred 1), (pred 1))`.

**safe\_write/2:** PREDICATE

**(True) Usage:** `safe_write(Stream, Term)`

Writes `Term` to `Stream` in a way that it is safe for a socket connection on `Stream`.

- *The following properties should hold at call time:*

`Stream` is an open stream. (`streams_basic:stream/1`)

`Term` is any term. (`basic_props:term/1`)



## 102 The Ciao Make Package

**Author(s):** Manuel Hermenegildo.

This package is used mainly in two main ways:

- When writing Makefiles for `lpmake`.
- When writing *applications* which use the `make` library.

In both cases, this is the package that defines the syntax and meaning of the dependency rules used.

### 102.1 Usage and interface (`make_doc`)

- **Library usage:**

- When writing Makefiles for `lpmake`, such makefiles start with:

```
:- module(_,_,[make]).
```

or

```
:- make(_,_).
```

(The latter uses the feature that an undefined declaration at the beginning of a file is interpreted by Ciao as a `use_module/3` including as third argument a package with the same name, in this case `make`.)

- When writing *applications* which use the `make` package, then it is loaded as any other package within the application.

**Note:** It is often useful to use the `fsyntax` package inside a `Makefile` (or when when using the `make` library in other applications). If both `make` and `fsyntax` are used, then `make` should appear **before** `fsyntax` in the list of packages.

- **New operators defined:**

```
::/2 [978,xfy], <-/2 [977,xfy], <=/2 [975,xfy], <-/1 [977,yf].
```

- **Imports:**

- *System library modules:*  
`make/make_rt.`
- *Packages:*  
`prelude, nonpure, assertions.`

### 102.2 Other information (`make_doc`)

#### 102.2.1 The Dependency Rules

The package allows defining the following types of rules:

*TargetSuffix* <= *SourceSuffix* :: *SourceRoot* :- *BodyLiterals*.

A rule of this form declares that in order to produce the file with suffix *TargetSuffix* from a source file with the suffix *SourceSuffix* and root name *SourceRoot* the commands in *BodyLiterals* must be executed. *BodyLiterals* is a standard Ciao Prolog clause body, i.e., a comma-separated conjunction of literals. When writing the script, *SourceRoot* is typically left as a variable, to be instantiated by `lpmake` when the script is run to the root of name of the file to be processed. This allows using the value of *SourceRoot* in *BodyLiterals*. For example, the following rule:

```
:- use_module(library(terms), [atom_concat/2]).
```

```
dvi <- tex :: FileRoot :-
 atom_concat(['latex ',FileRoot,'.tex'],Command),
 system(Command).
```

states that we can generate a file *File.dvi* if we have a file named *File.tex* and that the command to do so is `latex File.tex`. Thus, if this rule appears in file `Makefile.pl` and we issue the command `lpmake paper.dvi` the following occurs:

- If `paper.dvi` does not exist and `paper.tex` exists, then `paper.dvi` is generated from `paper.tex` by issuing the system command `latex paper.tex`.
- If `paper.dvi` already exists, nothing is done.
- If `paper.tex` does not exist, an error is reported.

*Target* <- :- *BodyLiterals*.

A rule of this form declares that in order to produce the file *Target* the commands in *BodyLiterals* must be executed. *Target* need not be a real file: it can also be simply the name of the rule, which is used to invoke it (as a procedure name). For example, the following rule, when the command `lpmake realclean` is issued, deletes temporary files in the LaTeX application:

```
:- use_module(library(system_extra)).
```

```
clean <- :-
 ls('*aux|*log|*~',Files)
 delete_files(Files).
```

*Target* <- *Deps* :- *BodyLiterals*.

A rule of this form declares that in order to produce the file *Target*, first targets *Deps* will be called (i.e., the elements of *Deps* are either other targets with rules defined for them, or a file or files which are already present or which can –and will be– generated from other available files using other rules). Then, the commands in *BodyLiterals* will be executed. *Deps* may be one target or a list of targets. For example, the following rule, when the command `lpmake realclean` is issued, cleans all the temporary files in the LaTeX application (including `.dvi` and `.ps` files). It requires that `clean` be executed first:

```
:- use_package(fsyntax).
:- use_module(library(system_extra)).
```

```
realclean <- clean :-
 delete_files(~ls('*dvi|*ps')).
```

The following rule states that in order to meet the target `view`, target `paper.ps` must be available or generated. For example, `lpmake view` can be used to call the `ghostview` visualizer on `paper.ps`. Note the use of a globally defined *predicate* `main` which is called in two places in the rule, and could be used in other rules in the same file (`main := paper.` is equivalent to the fact `main(paper).` –see the `fsyntax` library):

```
:- use_package(fsyntax).
:- use_module(library(system_extra)).
:- use_module(library(terms), [atom_concat/2]).
```

```
main := paper.
```

```
view <- ~atom_concat([~main,'.ps']) :-
```

```
system(~atom_concat(['ghostview ',~main,'.ps'])).
```

In addition to these rules, the configuration file can define normal predicates in the usual way, or import predicates from other modules, all of which can be called from the bodies of the dependency rules. For example, the `system_extra` library (an extension of the `system` library) defines many system predicates in a form which makes them very useful inside `Makefiles`, specially if the `fsyntax` package is used (see the examples below).

If `lpmake` is called without an explicit target as argument, then the first target rule in the `Makefile` is used. This is useful in that the first rule can be seen as the default rule.

### 102.2.2 Specifying Paths

Using the `vpath/1` predicate it is possible in configuration files to define several paths in which files related to the rules can be located. In this way, not all files need to be in the same directory as the configuration file. For example:

```
:- use_package(fsyntax).

vpath := '/home/clip/Systems/ciao/lib'.
vpath := '/home/clip/Systems/ciao/library'.
vpath := '/home/clip/Systems/lpdoc/lib'.
```

### 102.2.3 Documenting Rules

It is also possible to define documentation for the rules:

```
target_comment(Target) :- BodyLiterals.
```

A rule of this form allows documenting the actions related to the target. The body (*BodyLiterals*) will be called in two circumstances:

- If *Target* is called during execution of `'lpmake commands'`.
- When calling `'lpmake -h'`.

Using noun forms (*generation of foo* instead of *generating foo*) in comments helps this dual purpose. For example, the following rule:

```
target_comment(realclean) :-
 display('Cleanup of all generated files.').
```

will produce output in the two cases pointed out above.

```
dependency_comment(SourceSuffix, TargetSuffix, SourceRoot) :- BodyLiterals.
```

Same as the previous rule, but for suffix rules. See, for example, the following generic rule:

```
:- use_module(library(terms), [atom_concat/2]).

dependency_comment(SSuffix,TSuffix,FileBase) :-
 display(~atom_concat(['Generation of ',FileBase,'.',
 TSuffix, ' from ',FileBase,'.',SSuffix])).
```

### 102.2.4 An Example of a Makefile

The following is a simple example of a `Makefile` showing some basic functionality (this is `MakefileExample.pl` in the `example_simple` directory in the `make` library):

```
%% -----
:- module(_,_,[make,fsyntax]).
:- use_module(library(system_extra)).
```



```

:- use_module(library(lists), [append/3]).
:- use_module(library(terms), [atom_concat/2]).

:- discontinuous(comment/2).

%% -----
%% A simple target. Defines how to produce file 'hw'.

hw <- [] :-
 writef("Hello world", hw).

%% A comment describing this target (see below):
comment(hw,['Generation of file hw']).

%% -----
%% A target with a dependency. 'hwhw' requires 'hw'.

hwhw <- [hw] :-
 readf(hw,Content),
 append(Content,[0'\n|Content],DoubleContent),
 writef(DoubleContent,hwhw).

comment(hwhw,['Generation of file hwhw']).

%% -----
%% A simple target. Defines how to produce file 'datafile.simple'.

'datafile.simple' <- :-
 writef("Hello world", 'datafile.simple').

comment('datafile.simple',['Generation of file datafile.simple']).

%% -----
%% A dependency based on suffixes:
%% <file>.double is generated always from <file>.simple

double <= simple :: Name :-
 readf(~atom_concat([Name,'.simple']),Content),
 append(Content,[0'\n|Content],DoubleContent),
 writef(DoubleContent,~atom_concat([Name,'.double'])).

%% -----
%% A dependency based on suffixes with a precondition.
%% <file>.double is generated always from <file>.simple, once
%% precondition is done

boo <- :-
 display((double <= simple :: name <- precondition :- body1, body2)).

%% -----
%% Example using library predicates

```

```

clean <- [] # "Cleanup of temporary files " :-
 delete_files(~ls('~*~|*.asr|*.itf|*.po')).

realclean <- clean :-
 delete_files(~ls('hw|hwhw|*simple|*double')).

comment(realclean,['Cleanup of all generated files']).

%% -----
%% Reporting progress and documenting commands:
%% If target_comment/1 is defined it can be used to produce user-defined
%% output when targets are processed and/or documentation on what each
%% target does (used for example when lpmake is called with -h). Using
%% 'generation of foo' instead of 'generating foo' in comments helps in this
%% dual purpose.
%% -----

:- push_prolog_flag(multi_arity_warnings,off).
%% Make calls target_comment/1 for simple targets:
target_comment(Target) :-
 comment(Target,Comment),
 display(~atom_concat(['atom_concat(Comment), '\n'])).
:- pop_prolog_flag(multi_arity_warnings).

%% Similarly, make calls dependency_comment/3 for dependencies (only
%% during execution, not when documenting -h).
dependency_comment(SSuffix,TSuffix,FileBase) :-
 display(~atom_concat(['Generation of ',FileBase,TSuffix,
 ' from ',FileBase,SSuffix,'\nl'])).

```

The following are a few commands that can be used on the previous file (see file `CommandsToTry` in the `example_simple` directory in the make library):

```

lpmake -m MakefileExample.pl hwhw
(Generate file hwhw --needs to generate file hw first)

lpmake -m MakefileExample.pl datafile.double
(Generate file datafile.double --needs to generate file
datafile.simple first)

lpmake -m MakefileExample.pl realclean
(Cleanup)

lpmake -h -m MakefileExample.pl
(Help on general use of lpmake and commands available in MakefileExample.pl)

```

See also the LaTeX example in the `example_latex` directory in the make library.



## 103 Predicates Available When Using The Make Package

**Author(s):** Manuel Hermenegildo, Edison Mera.

This is the run-time module which implements the predicates which are provided when using the `make` library package in a given application. For example, they are used internally by `lpmake`.

### 103.1 Usage and interface (`make_rt`)

- **Library usage:**

This module is loaded automatically when the `make` library package is used.

- **Exports:**

- *Predicates:*

`make/1`, `make_option/1`, `verbose_message/1`, `verbose_message/2`, `dot_concat/2`,  
`call_unknown/1`, `all_values/2`,  
`get_value/2`, `get_value_def/3`, `get_all_values/2`, `name_value/2`, `set_name_value/2`,  
`cp_name_value/2`, `get_name_value/3`, `get_name_value_string/3`, `add_name_value/2`,  
`del_name_value/1`, `check_var_exists/1`, `find_file/2`, `vpath/1`,  
`add_vpath/1`, `vpath_mode/3`, `add_vpath_mode/3`, `bold_message/1`, `bold_message/2`,  
`normal_message/2`, `bolder_message/1`, `bolder_message/2`, `newer/2`, `register_module/1`,  
`unregister_module/1`, `push_name_value/3`, `pop_name_value/1`, `push_active_config/1`,  
`pop_active_config/0`, `get_active_config/1`, `dyn_load_cfg_module_into_make/1`,  
`get_settings_nvalue/1`, `apply_vpath_mode/4`, `get_name/2`.

- *Regular Types:*

`target/1`.

- **Imports:**

- *System library modules:*

`compiler/compiler`, `filenames`, `terms`, `system`, `format`, `lists`, `messages`, `make/up_to_date`, `aggregates`.

- *Packages:*

`prelude`, `nonpure`, `assertions`, `regtypes`, `hiord`.

### 103.2 Documentation on exports (`make_rt`)

**make/1:**

PREDICATE

**Usage:** `make(TargetList)`

This is the main entry point to the `make` library. It makes the list of targets one by one as well as any intermediate targets needed as dictated by the dependency rules.

- *The following properties should hold at call time:*

`TargetList` is a list of targets.

(`basic_props:list/2`)

**target/1:**

REGTYPE

**Usage:** `target(T)`

`T` is a Makefile target.

- make\_option/1:** PREDICATE  
**Usage:** `make_option(Option)`  
 Asserting/retracting facts of this predicate sets/clears library options. Default is no options (i.e., the predicate is undefined). The following values are supported:  
     `make_option('-v'). % Verbose: prints progress messages (useful`  
                           `% for debugging rules).`  
 – *The following properties should hold at call time:*  
     Option is an atom. (basic\_props:atom/1)  
 The predicate is of type *data*.
- verbose\_message/1:** PREDICATE  
 No further documentation available for this predicate.
- verbose\_message/2:** PREDICATE  
**Usage:** `verbose_message(Text, ArgList)`  
 The text provided in `Text` is printed as a message, using the arguments in `ArgList`, if `make_option('-v')` is defined. Otherwise nothing is printed.  
 – *The following properties should hold at call time:*  
     Text is an atom or string describing how the arguments should be formatted. If it is an atom it will be converted into a string with `name/2`. (format:format\_control/1)  
     ArgList is a list. (basic\_props:list/1)
- dot\_concat/2:** PREDICATE  
 No further documentation available for this predicate.
- call\_unknown/1:** PREDICATE  
 No further documentation available for this predicate.
- all\_values/2:** PREDICATE  
 No further documentation available for this predicate.
- get\_value/2:** PREDICATE  
 No further documentation available for this predicate.
- get\_value\_def/3:** PREDICATE  
 No further documentation available for this predicate.

|                                                                                                                                                                                                                                          |                                                             |
|------------------------------------------------------------------------------------------------------------------------------------------------------------------------------------------------------------------------------------------|-------------------------------------------------------------|
| <b>get_all_values/2:</b><br>Usage: <code>get_all_values(Name,Values)</code><br>Values are all the possible values of Name.                                                                                                               | PREDICATE                                                   |
| <b>name_value/2:</b><br>No further documentation available for this predicate. The predicate is of type <i>data</i> .                                                                                                                    | PREDICATE                                                   |
| <b>set_name_value/2:</b><br>No further documentation available for this predicate.                                                                                                                                                       | PREDICATE                                                   |
| <b>cp_name_value/2:</b><br>Usage: <code>cp_name_value(Source,Target)</code><br>Copy the variable values from Source to Target<br>– <i>The following properties should hold at call time:</i><br>Source is an atom.<br>Target is an atom. | PREDICATE<br><br>(basic_props:atm/1)<br>(basic_props:atm/1) |
| <b>get_name_value/3:</b><br>No further documentation available for this predicate.                                                                                                                                                       | PREDICATE                                                   |
| <b>get_name_value_string/3:</b><br>No further documentation available for this predicate.                                                                                                                                                | PREDICATE                                                   |
| <b>add_name_value/2:</b><br>No further documentation available for this predicate.                                                                                                                                                       | PREDICATE                                                   |
| <b>del_name_value/1:</b><br>No further documentation available for this predicate.                                                                                                                                                       | PREDICATE                                                   |
| <b>check_var_exists/1:</b><br>Usage: <code>check_var_exists(Var)</code><br>Fails printing a message if variable Var does not exist.                                                                                                      | PREDICATE                                                   |
| <b>find_file/2:</b><br>No further documentation available for this predicate.                                                                                                                                                            | PREDICATE                                                   |

|                                                                                               |           |
|-----------------------------------------------------------------------------------------------|-----------|
| <b>vpath/1:</b>                                                                               | PREDICATE |
| No further documentation available for this predicate. The predicate is of type <i>data</i> . |           |
| <b>add_vpath/1:</b>                                                                           | PREDICATE |
| No further documentation available for this predicate.                                        |           |
| <b>vpath_mode/3:</b>                                                                          | PREDICATE |
| No further documentation available for this predicate. The predicate is of type <i>data</i> . |           |
| <b>add_vpath_mode/3:</b>                                                                      | PREDICATE |
| No further documentation available for this predicate.                                        |           |
| <b>bold_message/1:</b>                                                                        | PREDICATE |
| No further documentation available for this predicate.                                        |           |
| <b>bold_message/2:</b>                                                                        | PREDICATE |
| No further documentation available for this predicate.                                        |           |
| <b>normal_message/2:</b>                                                                      | PREDICATE |
| No further documentation available for this predicate.                                        |           |
| <b>bolder_message/1:</b>                                                                      | PREDICATE |
| No further documentation available for this predicate.                                        |           |
| <b>bolder_message/2:</b>                                                                      | PREDICATE |
| No further documentation available for this predicate.                                        |           |
| <b>newer/2:</b>                                                                               | PREDICATE |
| No further documentation available for this predicate.                                        |           |
| <b>register_module/1:</b>                                                                     | PREDICATE |
| No further documentation available for this predicate.                                        |           |
| <b>unregister_module/1:</b>                                                                   | PREDICATE |
| No further documentation available for this predicate.                                        |           |

**push\_name\_value/3:** PREDICATE

Usage: `push_name_value(Name, Var, R)`

Push variable name `Name` with all values of variable `Var` and returns `R`, an abstract type to pass to `pop_name_value/1` to undo the push changes. Push cannot be nested.

**pop\_name\_value/1:** PREDICATE

Usage: `pop_name_value(R)`

Restores the value of the variable indicated by the abstract type `R`. Notice that `R` must be the argument returned by `push_name_value/2`.

**push\_active\_config/1:** PREDICATE

No further documentation available for this predicate.

**pop\_active\_config/0:** PREDICATE

No further documentation available for this predicate.

**get\_active\_config/1:** PREDICATE

No further documentation available for this predicate.

**dyn\_load\_cfg\_module\_into\_make/1:** PREDICATE

Usage: `dyn_load_cfg_module_into_make(ConfigFile)`

Used to load dynamically a module (typically, a `Makefile`) into the make library from the application using the library.

– *The following properties should hold at call time:*

`ConfigFile` is a source name. (streams\_basic:sourcename/1)

**get\_settings\_nvalue/1:** PREDICATE

Usage: `get_settings_nvalue(Pred)`

Executes `Pred` as unknown call, in other words, it is useful to execute predicates that have been loaded by `register_module/1`.

Example: `get_settings_nvalue(my_options(ciao, A, B))`.

– *The following properties should hold at call time:*

`Pred` is any term. (basic\_props:term/1)

**apply\_vpath\_mode/4:** PREDICATE

No further documentation available for this predicate.



**get\_name/2:**

PREDICATE

Usage: `get_name(Path,Name)`

Name is the file name for the path Path

**up\_to\_date/2:**

(UNDOC\_REEXPORT)

Imported from `up_to_date` (see the corresponding documentation for details).**103.3 Known bugs and planned improvements (make\_rt)**

- The current handle of help messages is deficient. It must be in a standard form, and the user of this library only must be allowed to add messages, not procedures to print it.
- `target_comment/1` does not work, why? :-).

## 104 Additional operating system utilities

**Author(s):** Manuel Hermenegildo.

This is a (temporary) extension to library `system` (which it reexports). Much of this should probably end up eventually in `system`, but once we have worked out the best interface and, in some cases, the proper implementation (the implementations in here are in some cases just calls to Un\*x shell primitives or commands).

### 104.1 Usage and interface (`system_extra`)

- **Library usage:**

```
:- use_module(library(system_extra)).
```

- **Exports:**

- *Predicates:*

```
del_dir_if_empty/1, move_files/2, move_file/2, copy_files/2, copy_files/3,
copy_files_nofail/3, symbolic_link/2, symbolic_link/3, ls/3, ls/2, etags/2,
add_suffix/3, add_prefix/3, filter_alist_pattern/3, --/1, try_finally/3,
set_owner/2, del_endings_nofail/2, del_file_nofail/1, del_file_nofail/2,
del_files_nofail/1, delete_files/1, do/5, do/4, do/2, do/3, do_str/3, do_
str_without_nl/3, do_str_without_nl__popen/2, do_atmlist__popen/2, cat/2,
cat_append/2, readf/2, datetime_atom/1, datetime_atom/2, datetime_string/1,
datetime_string/2, datetime_to_string/2, no_tr_nl/2, replace_strings_in_file/3,
replace_params_in_file/3, writef/2, writef/3, writef_list/2, writef_list/3,
replace_strings/3, replace_params/3, get_perms/2, set_perms/2, set_exec_
perms/2, mkdir_perm/2, execute_permissions/2, execute_permissions/4,
convert_permissions/2, convert_permissions/4, backup_file/1, using_tty/0.
```

- *Regular Types:*

```
pattern/1, do_options/1.
```

- **Imports:**

- *System library modules:*

```
regex/regex_code, system, messages, terms, lists, llists, sort, write, file_
utils, strings, dict.
```

- *Packages:*

```
prelude, nonpure, assertions, regtypes, isomodes, hiord, regex.
```

### 104.2 Documentation on exports (`system_extra`)

**del\_dir\_if\_empty/1:**

PREDICATE

No further documentation available for this predicate.

**move\_files/2:**

PREDICATE

Usage 1: `move_files(Files,Dir)`

Move `Files` to directory `Dir` (note that to move only one file to a directory, `rename_file/2` can be used).

**(True) Usage 2:**

– *The following properties should hold at call time:*

Arg1 is a list of atms.

(basic\_props:list/2)

Arg2 is an atom.

(basic\_props:atm/1)

**move\_file/2:**

PREDICATE

**Usage:** move\_file(File,Dir)

Move File to directory Dir

**copy\_files/2:**

PREDICATE

**Usage 1:** copy\_files(Files,Dir)

Like copy\_files/3, with empty options list.

**(True) Usage 2:**

– *The following properties should hold at call time:*

Arg1 is a list of atms.

(basic\_props:list/2)

Arg2 is an atom.

(basic\_props:atm/1)

**copy\_files/3:**

PREDICATE

**Usage:** copy\_files(Files,Dir,Opts)

Copy Files to directory Dir, using Opts as the option list for copy. See copy\_file/3 for the list of options. Note that to move only one file to a directory, rename\_file/2 can be used.

**copy\_files\_nofail/3:**

PREDICATE

**Usage:** copy\_files\_nofail(Files,Dir,Opts)

Like copy\_files/3, but do not fail in case of errors.

**symbolic\_link/2:**

PREDICATE

**Usage:** symbolic\_link(Source,Dir)

Create a symbolic link in Dir pointing to file or directory Source (performs a copy in Windows).

**symbolic\_link/3:**

PREDICATE

**Usage:** symbolic\_link(Source,Dir,NewName)

Create a symbolic link in Dir pointing to file or directory Source and give it name NewName (performs a copy in Windows).

**ls/3:** PREDICATE**Usage 1:** `ls(Directory,Pattern,FileList)``FileList` is the unordered list of entries (files, directories, etc.) in `Directory` whose names match `Pattern`. If `Directory` does not exist `FileList` is empty.**(True) Usage 2:**

- *The following properties should hold at call time:*

`Arg1` is an atom. (basic\_props:atm/1)system\_extra:pattern(`Arg2`) (system\_extra:pattern/1)`Arg3` is a free variable. (term\_typing:var/1)

- *The following properties hold upon exit:*

`Arg3` is a list of `atms`. (basic\_props:list/2)**pattern/1:** REGTYPE

A regular type, defined as follows:

```
pattern(A) :-
 atom(A).
```

**ls/2:** PREDICATE**Usage 1:** `ls(Pattern,FileList)``FileList` is the unordered list of entries (files, directories, etc.) in the current directory whose names match `Pattern` (same as `ls('.',Pattern,FileList)`).**(True) Usage 2:**

- *The following properties should hold at call time:*

system\_extra:pattern(`Arg1`) (system\_extra:pattern/1)`Arg2` is a free variable. (term\_typing:var/1)

- *The following properties hold upon exit:*

`Arg2` is a list of `atms`. (basic\_props:list/2)**etags/2:** PREDICATE

No further documentation available for this predicate.

**add\_suffix/3:** PREDICATE

No further documentation available for this predicate.

**add\_prefix/3:** PREDICATE

No further documentation available for this predicate.

- filter\_alist\_pattern/3:** PREDICATE  
**Usage 1:** `filter_alist_pattern(UnFiltered,Pattern,Filtered)`  
 Filtered contains the elements of UnFiltered which match with Pattern.
- (True) Usage 2:**
- *The following properties should hold at call time:*
    - Arg1 is a list of atms. (basic\_props:list/2)
    - system\_extra:pattern(Arg2) (system\_extra:pattern/1)
    - Arg3 is a free variable. (term\_typing:var/1)
  - *The following properties hold upon exit:*
    - Arg3 is a list of atms. (basic\_props:list/2)
- /1:** PREDICATE  
 No further documentation available for this predicate. *Meta-predicate* with arguments:  
 -goal.
- /1:** PREDICATE  
 No further documentation available for this predicate. *Meta-predicate* with arguments:  
 --goal.
- try\_finally/3:** PREDICATE  
**Usage:** `try_finally(Start,Goal,End)`  
 Calls initialization goal Start and then calls Goal Goal, but always continues with the evaluation of End. If Goal is non-deterministic, in case of backtracking Start is called again before redoing Goal.  
*Meta-predicate* with arguments: `try_finally(goal,goal,goal)`.
- set\_owner/2:** PREDICATE  
 No further documentation available for this predicate.
- del\_endings\_nofail/2:** PREDICATE  
 No further documentation available for this predicate.
- del\_file\_nofail/1:** PREDICATE  
 No further documentation available for this predicate.
- del\_file\_nofail/2:** PREDICATE  
 No further documentation available for this predicate.

**del\_files\_nofail/1:**

PREDICATE

No further documentation available for this predicate.

**delete\_files/1:**

PREDICATE

No further documentation available for this predicate.

**do/5:**

PREDICATE

**Usage:** `do(Command,OutputFile,ErrorFile,Action,ReturnCode)`

Executes `Command` redirecting standard output to `OutputFile` and standard error to `ErrorFile`. `ReturnCode` is the code returned by the execution of `Command`. `Action` is a list of atoms that specify the actions to be completed in case the `Command` fails. Three of these options: `fail`, `exception`, and `nofail` are mutually exclusive. The rest of the options are flags that mean (type `do_options/1`):

`inform_nofail`: informs about the error code returned by the execution of the command.

`show_output_on_error`: shows the content of `OutputFile` in case of error.

`show_error`: shows the content of `ErrorFile` in case of error.

`silent`: do not print any error message. The option `inform_nofail` overrides this option in case of `fail`.

`verbose_command`: shows the command before being executed. Useful for tracing.

`verbose`: `verbose_command` plus overrides the error and output file settings and outputs everything to `user_output` and `user_error`.

– *The following properties should hold at call time:*

`Command` is a list of atoms. (basic\_props:list/2)

`OutputFile` is an atom. (basic\_props:atom/1)

`ErrorFile` is an atom. (basic\_props:atom/1)

`Action` is a list of `do_options`s. (basic\_props:list/2)

– *The following properties should hold upon exit:*

`ReturnCode` is a number. (basic\_props:num/1)

**do\_options/1:**

REGTYPE

A regular type, defined as follows:

```
do_options(fail).
do_options(nofail).
do_options(silent).
do_options(exception).
do_options(halt).
do_options(inform_nofail).
do_options(show_output_on_error).
do_options(show_error_on_error).
do_options(verbose).
do_options(verbose_command).
```

- do/4:** PREDICATE  
**Usage:** `do(Command,OutputFile,ErrorFile,Action)`  
 Same as `do/5` but omitting the returned code.  
 – *The following properties should hold at call time:*  
   **Command** is a list of `atms`. (basic\_props:list/2)  
   **OutputFile** is an atom. (basic\_props:atm/1)  
   **ErrorFile** is an atom. (basic\_props:atm/1)  
   **Action** is a list of `do_optionss`. (basic\_props:list/2)
- do/2:** PREDICATE  
**Usage:** `do(Command,Action)`  
 Same as `do/3` but omitting the return code.  
 – *The following properties should hold at call time:*  
   **Command** is a list of `atms`. (basic\_props:list/2)  
   **Action** is a list of `do_optionss`. (basic\_props:list/2)
- do/3:** PREDICATE  
**Usage:** `do(Command,Action,ReturnCode)`  
 Same as `do/5` but omitting the files.  
 – *The following properties should hold at call time:*  
   **Command** is a list of `atms`. (basic\_props:list/2)  
   **Action** is a list of `do_optionss`. (basic\_props:list/2)  
 – *The following properties should hold upon exit:*  
   **ReturnCode** is a number. (basic\_props:num/1)
- do\_str/3:** PREDICATE  
 No further documentation available for this predicate.
- do\_str\_without\_nl/3:** PREDICATE  
 No further documentation available for this predicate.
- do\_str\_without\_nl\_\_popen/2:** PREDICATE  
 No further documentation available for this predicate.
- do\_atmlist\_\_popen/2:** PREDICATE  
 No further documentation available for this predicate.
- cat/2:** PREDICATE  
 No further documentation available for this predicate.

|                                                                                             |           |
|---------------------------------------------------------------------------------------------|-----------|
| <b>cat_append/2:</b><br>No further documentation available for this predicate.              | PREDICATE |
| <b>readf/2:</b><br>No further documentation available for this predicate.                   | PREDICATE |
| <b>datetime_atom/1:</b><br>No further documentation available for this predicate.           | PREDICATE |
| <b>datetime_atom/2:</b><br>No further documentation available for this predicate.           | PREDICATE |
| <b>datetime_string/1:</b><br>No further documentation available for this predicate.         | PREDICATE |
| <b>datetime_string/2:</b><br>No further documentation available for this predicate.         | PREDICATE |
| <b>datetime_to_string/2:</b><br>No further documentation available for this predicate.      | PREDICATE |
| <b>no_tr_nl/2:</b><br>No further documentation available for this predicate.                | PREDICATE |
| <b>replace_strings_in_file/3:</b><br>No further documentation available for this predicate. | PREDICATE |
| <b>replace_params_in_file/3:</b><br>No further documentation available for this predicate.  | PREDICATE |
| <b>writeln/2:</b><br>No further documentation available for this predicate.                 | PREDICATE |
| <b>writeln/3:</b><br>No further documentation available for this predicate.                 | PREDICATE |



|                                                                                                                                                                                                                                       |           |
|---------------------------------------------------------------------------------------------------------------------------------------------------------------------------------------------------------------------------------------|-----------|
| <b>writeln_list/2:</b><br>No further documentation available for this predicate.                                                                                                                                                      | PREDICATE |
| <b>writeln_list/3:</b><br>No further documentation available for this predicate.                                                                                                                                                      | PREDICATE |
| <b>replace_strings/3:</b><br>No further documentation available for this predicate.                                                                                                                                                   | PREDICATE |
| <b>replace_params/3:</b><br>Usage: <code>replace_params(Subst, Str, Str2)</code><br>Replace <code>&lt;v&gt;Key&lt;/v&gt;</code> strings from the input <code>Str</code> string by values input by values stored in <code>Subst</code> | PREDICATE |
| <b>get_perms/2:</b><br>No further documentation available for this predicate.                                                                                                                                                         | PREDICATE |
| <b>set_perms/2:</b><br>No further documentation available for this predicate.                                                                                                                                                         | PREDICATE |
| <b>set_exec_perms/2:</b><br>No further documentation available for this predicate.                                                                                                                                                    | PREDICATE |
| <b>mkdir_perm/2:</b><br>No further documentation available for this predicate.                                                                                                                                                        | PREDICATE |
| <b>execute_permissions/2:</b><br>No further documentation available for this predicate.                                                                                                                                               | PREDICATE |
| <b>execute_permissions/4:</b><br>No further documentation available for this predicate.                                                                                                                                               | PREDICATE |
| <b>convert_permissions/2:</b><br>No further documentation available for this predicate.                                                                                                                                               | PREDICATE |

- convert\_permissions/4:** PREDICATE  
No further documentation available for this predicate.
- backup\_file/1:** PREDICATE  
Usage: `backup_file(FileName)`  
Save a backup copy of file `FileName`
- using\_tty/0:** PREDICATE  
Usage:  
The standard input is an interactive terminal.
- system\_error\_report/1:** (UNDOC\_REEXPORT)  
Imported from `system` (see the corresponding documentation for details).
- replace\_characters/4:** (UNDOC\_REEXPORT)  
Imported from `system` (see the corresponding documentation for details).
- no\_swapslash/3:** (UNDOC\_REEXPORT)  
Imported from `system` (see the corresponding documentation for details).
- cyg2win/3:** (UNDOC\_REEXPORT)  
Imported from `system` (see the corresponding documentation for details).
- winpath\_c/3:** (UNDOC\_REEXPORT)  
Imported from `system` (see the corresponding documentation for details).
- winpath/3:** (UNDOC\_REEXPORT)  
Imported from `system` (see the corresponding documentation for details).
- winpath/2:** (UNDOC\_REEXPORT)  
Imported from `system` (see the corresponding documentation for details).
- using\_windows/0:** (UNDOC\_REEXPORT)  
Imported from `system` (see the corresponding documentation for details).

**rename\_file/2:** (UNDOC\_REEXPORT)  
Imported from `system` (see the corresponding documentation for details).

**delete\_directory/1:** (UNDOC\_REEXPORT)  
Imported from `system` (see the corresponding documentation for details).

**delete\_file/1:** (UNDOC\_REEXPORT)  
Imported from `system` (see the corresponding documentation for details).

**set\_exec\_mode/2:** (UNDOC\_REEXPORT)  
Imported from `system` (see the corresponding documentation for details).

**chmod/3:** (UNDOC\_REEXPORT)  
Imported from `system` (see the corresponding documentation for details).

**chmod/2:** (UNDOC\_REEXPORT)  
Imported from `system` (see the corresponding documentation for details).

**fmode/2:** (UNDOC\_REEXPORT)  
Imported from `system` (see the corresponding documentation for details).

**touch/1:** (UNDOC\_REEXPORT)  
Imported from `system` (see the corresponding documentation for details).

**modif\_time0/2:** (UNDOC\_REEXPORT)  
Imported from `system` (see the corresponding documentation for details).

**modif\_time/2:** (UNDOC\_REEXPORT)  
Imported from `system` (see the corresponding documentation for details).

**file\_properties/6:** (UNDOC\_REEXPORT)  
Imported from `system` (see the corresponding documentation for details).

**file\_property/2:** (UNDOC\_REEXPORT)  
Imported from `system` (see the corresponding documentation for details).

**file\_exists/2:** (UNDOC\_REEXPORT)  
Imported from `system` (see the corresponding documentation for details).

**file\_exists/1:** (UNDOC\_REEXPORT)  
Imported from `system` (see the corresponding documentation for details).

**mktemp\_in\_tmp/2:** (UNDOC\_REEXPORT)  
Imported from `system` (see the corresponding documentation for details).

**mktemp/2:** (UNDOC\_REEXPORT)  
Imported from `system` (see the corresponding documentation for details).

**directory\_files/2:** (UNDOC\_REEXPORT)  
Imported from `system` (see the corresponding documentation for details).

**wait/3:** (UNDOC\_REEXPORT)  
Imported from `system` (see the corresponding documentation for details).

**exec/8:** (UNDOC\_REEXPORT)  
Imported from `system` (see the corresponding documentation for details).

**exec/3:** (UNDOC\_REEXPORT)  
Imported from `system` (see the corresponding documentation for details).

**exec/4:** (UNDOC\_REEXPORT)  
Imported from `system` (see the corresponding documentation for details).

**popen\_mode/1:** (UNDOC\_REEXPORT)  
Imported from `system` (see the corresponding documentation for details).

**popen/3:** (UNDOC\_REEXPORT)  
Imported from `system` (see the corresponding documentation for details).

**system/2:** (UNDOC\_REEXPORT)  
Imported from `system` (see the corresponding documentation for details).

**system/1:** (UNDOC\_REEXPORT)  
Imported from `system` (see the corresponding documentation for details).

**shell/2:** (UNDOC\_REEXPORT)  
Imported from `system` (see the corresponding documentation for details).

**shell/1:** (UNDOC\_REEXPORT)  
Imported from `system` (see the corresponding documentation for details).

**shell/0:** (UNDOC\_REEXPORT)  
Imported from `system` (see the corresponding documentation for details).

**cd/1:** (UNDOC\_REEXPORT)  
Imported from `system` (see the corresponding documentation for details).

**working\_directory/2:** (UNDOC\_REEXPORT)  
Imported from `system` (see the corresponding documentation for details).

**make\_dirpath/1:** (UNDOC\_REEXPORT)  
Imported from `system` (see the corresponding documentation for details).

**make\_dirpath/2:** (UNDOC\_REEXPORT)  
Imported from `system` (see the corresponding documentation for details).

**make\_directory/1:** (UNDOC\_REEXPORT)  
Imported from `system` (see the corresponding documentation for details).

**make\_directory/2:** (UNDOC\_REEXPORT)  
Imported from `system` (see the corresponding documentation for details).

**umask/2:** (UNDOC\_REEXPORT)  
Imported from `system` (see the corresponding documentation for details).

**current\_executable/1:** (UNDOC\_REEXPORT)  
Imported from `system` (see the corresponding documentation for details).

**current\_host/1:** (UNDOC\_REEXPORT)  
Imported from `system` (see the corresponding documentation for details).

**get\_address/2:** (UNDOC\_REEXPORT)  
Imported from `system` (see the corresponding documentation for details).

**get\_tmp\_dir/1:** (UNDOC\_REEXPORT)  
Imported from `system` (see the corresponding documentation for details).

**get\_grnam/1:** (UNDOC\_REEXPORT)  
Imported from `system` (see the corresponding documentation for details).

**get\_pwnam/1:** (UNDOC\_REEXPORT)  
Imported from `system` (see the corresponding documentation for details).

**get\_gid/1:** (UNDOC\_REEXPORT)  
Imported from `system` (see the corresponding documentation for details).

**get\_uid/1:** (UNDOC\_REEXPORT)  
Imported from `system` (see the corresponding documentation for details).

**get\_pid/1:** (UNDOC\_REEXPORT)  
Imported from `system` (see the corresponding documentation for details).

**file\_dir\_name/3:** (UNDOC\_REEXPORT)  
Imported from `system` (see the corresponding documentation for details).

**extract\_paths/2:** (UNDOC\_REEXPORT)  
Imported from `system` (see the corresponding documentation for details).

**dir\_path/2:** (UNDOC\_REEXPORT)  
Imported from `system` (see the corresponding documentation for details).

**copy\_file/3:** (UNDOC\_REEXPORT)  
Imported from `system` (see the corresponding documentation for details).

**copy\_file/2:** (UNDOC\_REEXPORT)  
Imported from `system` (see the corresponding documentation for details).

**c\_errno/1:** (UNDOC\_REEXPORT)  
Imported from `system` (see the corresponding documentation for details).

**del\_env/1:** (UNDOC\_REEXPORT)  
Imported from `system` (see the corresponding documentation for details).

**set\_env/2:** (UNDOC\_REEXPORT)  
Imported from `system` (see the corresponding documentation for details).

**current\_env/2:** (UNDOC\_REEXPORT)  
Imported from `system` (see the corresponding documentation for details).

**setenvstr/2:** (UNDOC\_REEXPORT)  
Imported from `system` (see the corresponding documentation for details).

**getenvstr/2:** (UNDOC\_REEXPORT)  
Imported from `system` (see the corresponding documentation for details).

**datetime\_struct/1:** (UNDOC\_REEXPORT)  
Imported from `system` (see the corresponding documentation for details).

**datetime/9:** (UNDOC\_REEXPORT)  
Imported from `system` (see the corresponding documentation for details).

**datetime/1:** (UNDOC\_REEXPORT)  
Imported from `system` (see the corresponding documentation for details).

**time/1:** (UNDOC\_REEXPORT)  
Imported from `system` (see the corresponding documentation for details).

**pause/1:** (UNDOC\_REEXPORT)  
Imported from `system` (see the corresponding documentation for details).

## PART VII - Ciao extensions

**Author(s):** The CLIP Group.

The libraries documented in this part extend the Ciao language in several different ways. The extensions include:

- pure Prolog programming (well, this can be viewed more as a restriction than an extension);
- feature terms or *records* (i.e., structures with names for each field);
- parallel programming (e.g., &-Prolog style);
- functional syntax;
- higher-order;
- global variables;
- **setarg** and **undo**;
- delaying predicate execution;
- active modules;
- breadth-first execution;
- iterative deepening-based execution;
- constraint logic programming;
- object oriented programming.





## 105 Pure Prolog package

**Author(s):** The CLIP Group.

This library package allows the use of *pure Prolog* in a Ciao module/program. It is based on the fact that if an *engine module* is imported explicitly then all of them have to be imported explicitly. The engine modules are:

- `engine(arithmetic)`  
Chapter 28 [Arithmetic], page 181.
- `engine(atomic_basic)`  
Chapter 27 [Basic predicates handling names of constants], page 171.
- `engine(attributes)`  
<undefined> [Attributed variables], page <undefined>.
- `engine(basic_props)`  
Chapter 23 [Basic data types and properties], page 133.
- `engine(basiccontrol)`  
Chapter 21 [Control constructs/predicates], page 127.
- `engine(data_facts)`  
Chapter 33 [Fast/concurrent update of facts], page 219.
- `engine(exceptions)`  
Chapter 31 [Exception and Signal handling], page 209.
- `engine(io_aux)`  
Chapter 35 [Message printing primitives], page 229.
- `engine(io_basic)`  
Chapter 30 [Basic input/output], page 201.
- `engine(prolog_flags)`  
Chapter 32 [Changing system behaviour and various flags], page 213.
- `engine(streams_basic)`  
Chapter 29 [Basic file/stream handling], page 191.
- `engine(system_info)`  
Chapter 39 [Internal Runtime Information], page 241.
- `engine(term_basic)`  
Chapter 25 [Basic term manipulation], page 159.
- `engine(term_compare)`  
Chapter 26 [Comparing terms], page 165.
- `engine(term_typing)`  
Chapter 24 [Extra-logical properties for typing], page 151.

Note that if any of these modules is explicitly imported in a program then the language defaults to Pure Prolog, plus the functionality added by the modules explicitly imported.

It is recommended that if you explicitly import an engine module you also use this package, which will guarantee that the predicate `true/0` is defined (note that this is the only Ciao builtin which cannot be redefined).

## 105.1 Usage and interface (pure\_doc)

- **Library usage:**
  - `:- use_package(pure).`
  - or
  - `:- module(..., ..., [pure]).`
- **Imports:**
  - *Packages:*  
`prelude, nonpure, assertions.`

## 105.2 Known bugs and planned improvements (pure\_doc)

- Currently, the following builtin predicates/program constructs cannot be redefined, in addition to `true/0`: `(->)/2`, `(,)/2`, `(+)/1`, `if/3`

## 106 Multiple Argument Indexing

### Author(s):

Anil Nair (original work), Tom Howland (<http://home.pacbell.net/tomjdnh/pd.html>, derived the original work), Francisco Bueno (initial port to Ciao), Jose F. Morales (improvements in implementation and documentation).

Indexing (in Prolog) is an optimization technique that reduces the search space of the predicates without altering the Prolog semantics.

In the most general case, predicate clauses are tried on backtracking one after the other, in sequential order. We can call this list of clauses a *try-list*. Indexing is based on removing clauses that are known to fail without any observable output (no side-effects) from the try-list. A typical implementation introduces tests before the actual predicate execution to discriminate among a collection of precomputed specialized try-lists. In the best case, this technique can obtain try-lists with 0 or 1 elements for calls.

Currently, the Ciao engine implements a limited but fast 1st-argument-1st-level indexing. The `indexer` package provides more powerful indexing schemes. It lets you pick different combinations of arguments to index on. E.g., it will let you index on the first and third argument or the second and the third argument of a predicate.

The selection of the try-list is based on computing a hash value for the terms (or part of them) to be indexed upon. Given this, the optimization pays off only when the amount of clashing that your original predicate causes without indexing superseeds the cost of the hashing function. Such amount of course depends on the number and form of the facts in your predicate, and the calling modes.

### Important Note about Performance

- The current implementation of the package is done at the source level, so it may sometimes not be as fast as expected.
- The complexity of the hashing function currently used is  $O(n)$  with  $n$  the number of characters in the textual representation of the term. Thus, even if the search tree is reduced, performance can be much slower in some cases than the cheaper internal (1st argument, 1st level) indexing used in Ciao.

Despite this, the package implements some indexing schemes with **low overhead**.

- A single `:- index p(+,?,...?)` indexer (1st argument, 1st level). Reuses the internal indexing.
- A single `:- index p(?,...,+,...?)` indexer (one argument, 1st level). Reuses the internal indexing by reordering the predicate arguments.

## 106.1 Usage and interface (indexer\_doc)

- **Library usage:**

This facility is used as a package, thus either including `indexer` in the package list of the module, or by using the `use_package/1` declaration. The facility predicate `hash_term/2`, documented here, is defined in library module `indexer(hash)`.

- **Exports:**

- *Predicates:*  
`hash_term/2`.

- **Imports:**

- *System library modules:*  
`assertions/native_props`, `indexer/hash`.
- *Packages:*  
`prelude`, `nonpure`, `assertions`, `regtypes`.

## 106.2 Documentation on exports (indexer\_doc)

### `hash_term/2:`

PREDICATE

`hash_term(Term, HashValue)`

Provides an efficient way to calculate an integer `HashValue` for a ground `Term`.

**Usage 1:** `hash_term(T,N)`

`N` is a hashing index for `T`.

- *The following properties should hold at call time:*  
  - `T` is currently ground (it contains no variables). (term\_typing:ground/1)
  - `N` is a free variable. (term\_typing:var/1)
- *The following properties should hold upon exit:*  
  - `N` is an integer. (basic\_props:int/1)

**Usage 2:** `hash_term(T,N)`

- *The following properties should hold at call time:*  
  - `T` is not ground. (native\_props:nonground/1)
  - `N` is a free variable. (term\_typing:var/1)
- *The following properties should hold upon exit:*  
  - `N` is a free variable. (term\_typing:var/1)

## 106.3 Documentation on internals (indexer\_doc)

### `index/1:`

DECLARATION

**Usage:** `:- index(IndexSpecs)`.

Declares an indexing scheme for a predicate. Each spec declares an indexing on a combination of the arguments. Indexing will be performed using any of the specs in `IndexSpecs` (being thus interpreted as an or).

You should use a `*` in an argument position if you wish to hash on the entire term in that argument. If a `+` is used only one level of the term in the argument is used for hashing. An `i` is used to indicate that argument is already an integer, and therefore its own value will be used for hashing. The `argspec ?` simply indicates not to use the argument for indexing. For example, the index specification:

```
:- index foo(+,?,*,i), foo(?,?,?,i).
```

declares indexing for `foo/4` either on a combination of the first, third, and fourth arguments, or only on the last argument, which is an integer. In the first case, only the principal functor of the first argument will be used for hashing; the third argument will be used in its entirety.

The `argspec n` is a pragmatic extension and can not be used in conjunction with the other specifiers aside from `?`. It stands for "nonvar" and implies that the argument will not be used for hashing, since only ground terms can effectively be used in hashing. Thus, it can not be used in combination with other specifiers within a particular index specification. It is often the fastest thing to use.

– *The following properties should hold upon exit:*

`IndexSpecs` is an index specification. (indexer\_doc:indexspecs/1)

### **indexspecs/1:**

REGTYPE

An index specification is defined as follows:

```
indexspecs(Spec) :-
 indexspec(Spec).
indexspecs((Spec,Specs)) :-
 indexspec(Spec),
 indexspecs(Specs).
indexspec(Spec) :-
 Spec=..[_F|Args],
 list(Args,argspec).
```

**Usage:** `indexspecs(IndexSpecs)`

`IndexSpecs` is an index specification.

### **argspec/1:**

REGTYPE

An argument hash specification is defined as follows:

```
argspec(+).
argspec(*).
argspec(i).
argspec(n).
argspec(?).
```

**Usage:** `argspec(Spec)`

`Spec` is an argument hash specification.

## 106.4 Known bugs and planned improvements (indexer\_doc)

- The semantics of cut (!) are not preserved with the 'general' indexing scheme (see implementation). Translations should happen after choice idiom / cut idiom are introduced. That is not possible with the current expansion mechanism. Communication with the internal indexing tables could be the easier solution
- Indexing specs must appear before the clauses of the predicate they specify.

## 107 Higher-order

**Author(s):** Daniel Cabeza.

This module is a wrapper for the implementation-defined predicate `call/1`, and it implements the `call/2` predicate.

### 107.1 Usage and interface (`hiord_rt`)

- **Library usage:**  
`:- use_module(library(hiord_rt)).`
- **Exports:**
  - *Predicates:*  
`call/1, call/2, SYSCALL/1, $nodebug_call/1, $meta_call/1.`
- **Imports:**
  - *Packages:*  
`prelude, nonpure, assertions, nortchecks, isomodes.`

### 107.2 Documentation on exports (`hiord_rt`)

**call/1:** PREDICATE

`call(G)`

Executes goal `G`, restricting the scope of the cuts to the execution of `G`. Equivalent to writing a variable `G` in a goal position.

**(Trust) Usage:** ◀ ISO ▶

- *The following properties should hold at call time:*

`G` is a term which represents a goal, i.e., an atom or a structure. (basic\_props:callable/1)

- *The following properties hold globally:*

This predicate is understood natively by CiaoPP. (basic\_props:native/1)

*Meta-predicate* with arguments: `call(goal)`.

**call/2:** PREDICATE

`call(Pred,Arg1)`

There exists a set of builtin predicates of the form `call/N` with  $N > 1$  which execute predicate `Pred` given arguments `Arg1 ... ArgX`. If `Pred` has already arguments `Arg1` is added to the start, the rest to the end. This predicate, when `Pred` is a variable, can be written using the special Ciao syntax `Pred(Arg1, ..., ArgX)`.

**Usage:**

- *Call and exit should be compatible with:*

`Arg1` is any term. (basic\_props:term/1)

- *The following properties should hold at call time:*

`Pred` is a term which represents a goal, i.e., an atom or a structure. (basic\_props:callable/1)



- *The following properties should hold upon exit:*  
**Arg1** is any term. (basic\_props:term/1)
- *The following properties should hold globally:*  
 This predicate is understood natively by CiaoPP. (basic\_props:native/1)

**SYSCALL/1:** PREDICATE

**(Trust) Usage:**

- *The following properties should hold at call time:*  
**Arg1** is a term which represents a goal, i.e., an atom or a structure. (basic\_props:callable/1)

**\$nodebug\_call/1:** PREDICATE

**(Trust) Usage:**

- *The following properties should hold at call time:*  
**Arg1** is a term which represents a goal, i.e., an atom or a structure. (basic\_props:callable/1)

*Meta-predicate* with arguments: `$nodebug_call(goal)`.

**\$meta\_call/1:** PREDICATE

**(Trust) Usage:** `$meta_call(A)`

- *The following properties should hold at call time:*  
**A** is currently a term which is not a free variable. (term\_typing:nonvar/1)  
**A** is a term which represents a goal, i.e., an atom or a structure. (basic\_props:callable/1)
- *The following properties hold globally:*  
 This predicate is understood natively by CiaoPP as `call(A)`. (basic\_props:native/2)

### 107.3 Known bugs and planned improvements (hiord\_rt)

- Run-time checks have been reported not to work with this code. That means that either the assertions here, or the code that implements the run-time checks are erroneous.

## 108 Higher-order predicates

**Author(s):** Daniel Cabeza, Manuel Carro, Edison Mera.

This library implements a few basic higher-order predicates. These add functionality to the basic higher-order functionality of Ciao. Examples of the latter are:

Using `pred(1)`:

```
list(L, functor(_,2))
list(L, >(0))
```

Using `pred(2)`:

### 108.1 Usage and interface (hiordlib)

- **Library usage:**

```
:- use_module(library(hiordlib)).
```

- **Exports:**

- *Predicates:*

```
map/3, map/4, map/5, map/6, foldl/4, minimum/3, split/4.
```

- **Imports:**

- *System library modules:*

```
assertions/native_props.
```

- *Packages:*

```
prelude, nonpure, assertions, basicmodes, nativeprops, dcg, fsyntax, hiord,
unittestdecls.
```

### 108.2 Documentation on exports (hiordlib)

#### map/3:

PREDICATE

**Usage:** `map(LList,Op,RList)`

Examples of use:

```
map([1,3,2], arg(f(a,b,c,d)), [a,c,b]) or
map([1,3,2], nth([a,b,c,d]), [a,c,b])
map(["D","C"], append("."), ["D.", "C."])
```

*Meta-predicate* with arguments: `map(?, (pred 2), ?)`.

**General properties:**

**Test:** `map(A,B,C)`

- *If the following properties should hold at call time:*

```
term_basic:A=[1,3,2]
```

(term\_basic:= /2)

```
term_basic:B=arg(f(a,b,c,d))
```

(term\_basic:= /2)

*then the following properties should hold upon exit:*

```
term_basic:C=[a,c,b]
```

(term\_basic:= /2)

*then the following properties should hold globally:*

All the calls of the form `map(A,B,C)` do not fail.

(native\_props:not\_fails/1)

All calls of the form `map(A,B,C)` are deterministic.

(native\_props:is\_det/1)

**Test: map(A,B,C)**

- *If the following properties should hold at call time:*
  - term\_basic:A=[1,3,2] (term\_basic:= /2)
  - term\_basic:B=nth([a,b,c,d]) (term\_basic:= /2)
- then the following properties should hold upon exit:*
  - term\_basic:C=[a,c,b] (term\_basic:= /2)
- then the following properties should hold globally:*
  - All the calls of the form `map(A,B,C)` do not fail. (native\_props:not\_fails/1)
  - All calls of the form `map(A,B,C)` are deterministic. (native\_props:is\_det/1)

**Test: map(A,B,C)**

- *If the following properties should hold at call time:*
  - term\_basic:A=[[68],[67]] (term\_basic:= /2)
  - term\_basic:B=append([46]) (term\_basic:= /2)
- then the following properties should hold upon exit:*
  - term\_basic:C=[[68,46],[67,46]] (term\_basic:= /2)
- then the following properties should hold globally:*
  - All the calls of the form `map(A,B,C)` do not fail. (native\_props:not\_fails/1)
  - All calls of the form `map(A,B,C)` are deterministic. (native\_props:is\_det/1)

**map/4:**

PREDICATE

**Usage:** `map(LList,Op,RList,Tail)`DCG version of `map`.*Meta-predicate* with arguments: `map(?,(pred 3),?,?)`.**General properties:****Test: map(A,B,C,D)**

- *If the following properties should hold at call time:*
  - term\_basic:A=[1,3,2] (term\_basic:= /2)
  - term\_basic:B=((L,[E|T],T):-arg(L,f(a,b,c,d),E)) (term\_basic:= /2)
  - term\_basic:D=[x,y] (term\_basic:= /2)
- then the following properties should hold upon exit:*
  - term\_basic:C=[a,c,b,x,y] (term\_basic:= /2)
- then the following properties should hold globally:*
  - All the calls of the form `map(A,B,C,D)` do not fail. (native\_props:not\_fails/1)
  - All calls of the form `map(A,B,C,D)` are deterministic. (native\_props:is\_det/1)

**map/5:**

PREDICATE

No further documentation available for this predicate. *Meta-predicate* with arguments: `map(?,?,?,(pred 4),?,?)`.**map/6:**

PREDICATE

No further documentation available for this predicate. *Meta-predicate* with arguments: `map(?,?,?,(pred 5),?,?)`.

**foldl/4:**

PREDICATE

**Usage:** `foldl(List,Seed,Op,Result)`

Example of use:

```
?- foldl(["daniel","cabeza","gras"], "",
 (''(X,Y,Z) :- append(X, " "|Y, Z)), R).
```

```
R = "daniel cabeza gras " ?
```

*Meta-predicate* with arguments: `foldl(?,?,(pred 3),?)`.**minimum/3:**

PREDICATE

**Usage:** `minimum(List,SmallerThan,Minimum)`

**Minimum** is the smaller in the nonempty list **List** according to the relation **SmallerThan**: **SmallerThan(X, Y)** succeeds iff X is smaller than Y.

– *The following properties should hold at call time:*

**SmallerThan** is currently a term which is not a free variable. (term\_typing:nonvar/1)

**List** is a list. (basic\_props:list/1)

**SmallerThan** is a term which represents a goal, i.e., an atom or a structure. (basic\_props:callable/1)

**Minimum** is any term. (basic\_props:term/1)

*Meta-predicate* with arguments: `minimum(?,(pred 2),?)`.**split/4:**

PREDICATE

**Usage:** `split(List,Condition,Left,Right)`

Divides **List** in two list, where **Left** contains the elements for which the call to **Condition** succeeds, and **Right** the remaining elements.

– *The following properties should hold at call time:*

**List** is currently a term which is not a free variable. (term\_typing:nonvar/1)

**Condition** is currently a term which is not a free variable. (term\_typing:nonvar/1)

**List** is a list. (basic\_props:list/1)

**Condition** is a term which represents a goal, i.e., an atom or a structure. (basic\_props:callable/1)

**Left** is any term. (basic\_props:term/1)

**Right** is any term. (basic\_props:term/1)

– *The following properties should hold upon exit:*

**List** is a list. (basic\_props:list/1)

**Condition** is a term which represents a goal, i.e., an atom or a structure. (basic\_props:callable/1)

**Left** is a list. (basic\_props:list/1)

**Right** is a list. (basic\_props:list/1)

*Meta-predicate* with arguments: `split(?,(pred 1),?,?)`.**General properties:****Test:** `split(A,B,C,D)`

- *If the following properties should hold at call time:*
  - term\_basic:A=[1,2,3,4,5,6] (term\_basic:= /2)
  - term\_basic:B= >(4) (term\_basic:= /2)
- then the following properties should hold upon exit:*
  - term\_basic:C=[5,6] (term\_basic:= /2)
  - term\_basic:D=[1,2,3,4] (term\_basic:= /2)
- then the following properties should hold globally:*
  - All the calls of the form `split(A,B,C,D)` do not fail. (native\_props:not\_fails/1)

## 109 Terms with named arguments -records/feature terms

**Author(s):** Daniel Cabeza, Manuel Hermenegildo, Jose F. Morales.

This library package provides syntax which allows accessing term arguments by name (these terms are sometimes also referred to as *records*, and are also similar to *feature terms* [AKPS92]).

### 109.1 Usage and interface (argnames\_doc)

- **Library usage:**
  - `:- use_package(argnames).`
  - or
  - `:- module(..., ..., [argnames]).`
- **Exports:**
  - *Predicates:*
  - `$~/3.`
- **New operators defined:**
  - `$/2 [150,xfx], =>/2 [950,xfx], argnames/1 [1150,fx].`
- **New declarations defined:**
  - `argnames/1.`
- **Imports:**
  - *Packages:*
  - `prelude, nonpure, assertions.`

### 109.2 Documentation on new declarations (argnames\_doc)

#### argnames/1:

DECLARATION

**Usage:** `:- argnames(ArgNamedPredSpec).`

An `argnames/1` declaration assigns names to the argument positions of terms (or literal/goals) which use a certain functor/arity. This allows referring to these arguments by their name rather than by their argument position. Sometimes, argument names may be clearer and easier to remember than argument positions, specially for predicates with many arguments. Also, in some cases this may allow adding arguments to certain predicates without having to change the code that uses them. These terms with named arguments are sometimes also referred to as records, and are also similar to feature terms [AKPS92]. For example, in order to write a program for the *zebra* puzzle we might declare:

```
:- use_package([argnames]).
:- argnames house(color, nation, pet, drink, car).
```

which first includes the package and then assigns a name to each of the arguments of any term (or literal/goal) with `house/5` as the main functor.

For convenience the package extends the built-in `data/1` declaration so that names to arguments can be assigned as with the `argnames/1` declaration, as for example:

```
:- data product(id, description, brand, quantity).
```

Once an `argnames/1` is given, it is possible to use the names to refer to the arguments of any term (or literal/goal) which has the same main functor as that of the term which

appears in the `argnames/1` declaration. This is done by first writing the functor name, then the infix operator `$`, and then, between curly brackets, zero, one, or more pairs *argument-name=>argument-value*, separated by commas (i.e., the infix operator `=>` is used between the name and the value). Again, argument names must be atomic. Argument values can be any term. Arguments which are not specified are assumed to have a value of `_` (i.e., they are left unconstrained).

Thus, after the declaration for `house/5` in the example above, any occurrence in that code of, for example, `house${nation=>Owns_zebra,pet=>zebra}` is exactly equivalent to `house(_,Owns_zebra,zebra,_,_)`. Also, `house${}` is equivalent to `house(,_,,_,_)`. The actual zebra puzzle specification might include a clause such as:

```
zebra(Owns_zebra, Drinks_water, Street) :-
 Street = [house${},house${},house${},house${},house${}],
 member(house${nation=>Owns_zebra,pet=>zebra}, Street),
 member(house${nation=>Drinks_water,drink=>water}, Street),
 member(house${drink=>coffee,color=>green}, Street),
 left_right(house${color=>ivory}, house${color=>green}, Street),
 member(house${car=>porsche,pet=>snails}, Street),
 ...
```

Another syntax supported, useful mainly in declarations to avoid specifying the arity, is `house${/}`, which is equivalent in our example to `house/5` (but for data declarations there is a special syntax as we have seen).

Any number of `argnames/1` declarations can appear in a file, one for each functor whose arguments are to be accessed by name. As with other packages, argument name declarations are *local to the file* in which they appear. The `argnames/1` declarations affect only program text which appears after the declaration. It is easy to make a set of declarations affect several files for example by putting such declarations in a separate file which is included by all such files.

An `argnames/1` declaration does not change in any way the internal representation of the associated terms and does not affect run-time efficiency. It is simply syntactic sugar.

### Runtime support

It is possible to write pairs with unbound argument names. In that case, runtime information is emitted to resolve the argument name at execution time.

## 109.3 Documentation on exports (`argnames_doc`)

**`$~/3`:**

PREDICATE

Usage: `$~(Term,Replacement,NewTerm)`

`NewTerm` is as `Term` but with the arguments specified in `Replacement` changed (they need to be in `argnames` syntax). The predicate is in fact virtual, since it is translated by the package to a pair of unifications. For example, given the declaration `:- argnames house(color, nation, pet, drink, car)`, the goal

```
$~(House, house${car => seat, pet => mouse}, NewHouse)
```

would be compiled to the unifications

```
House = house(C,N,_,D,_), NewHouse = house(C,N,mouse,D,seat).
```

## 109.4 Other information (argnames\_doc)

Two simple examples of the use of the argnames library package follow.

### 109.4.1 Using argument names in a toy database

```
:- module(simple_db,_,[argnames,assertions,regtypes]).
:- use_module(library(agggregates)).

:- doc(title,"A simple database application using argument names").

:- data
product(id, description, brand, quantity).
% -----
product(1, "Keyboard", "Logitech", 6).
product(2, "Mouse", "Logitech", 5).
product(3, "Monitor", "Philips", 3).
product(4, "Laptop", "Dell", 4).
% (}/{ must go after argnames)
:- pred product$}/{
 :: int * string * string * int.

% Compute the stock of products from a given brand.
% Note call to findall is equivalent to: findall(Q,product(_,_ ,Brand,Q),L).

brand_stock(Brand,Stock) :-
 findall(Q,product${brand=>Brand,quantity=>Q},L),
 sumlist(L,Stock).

sumlist([],0).
sumlist([X|T],S) :-
 sumlist(T,S1),
 S is X + S1.
```

### 109.4.2 Complete code for the zebra example

```
:- module(_,zebra/3,[argnames]).

/* There are five consecutive houses, each of a different
color and inhabited by men of different nationalities. They each
own a different pet, have a different favorite drink, and drive a
different car.

1. The Englishman lives in the red house.
2. The Spaniard owns the dog.
3. Coffee is drunk in the green house.
4. The Ukrainian drinks tea.
5. The green house is immediately to the right of the ivory
house.
6. The Porsche driver owns snails.
```



7. The Masserati is driven by the man who lives in the yellow house.
8. Milk is drunk in the middle house.
9. The Norwegian lives in the first house on the left.
10. The man who drives a Saab lives in the house next to the man with the fox.
11. The Masserati is driven by the man in the house next to the house where the horse is kept.
12. The Honda driver drinks orange juice.
13. The Japanese drives a Jaguar.
14. The Norwegian lives next to the blue house.

The problem is: Who owns the Zebra? Who drinks water?  
\*/

```
:- argnames house(color, nation, pet, drink, car).
```

```
zebra(Owns_zebra, Drinks_water, Street) :-
 Street = [house${},house${},house${},house${},house${}],
 member(house${nation => Owns_zebra, pet => zebra}, Street),
 member(house${nation => Drinks_water, drink => water}, Street),
 member(house${nation => englishman, color => red}, Street),
 member(house${nation => spaniard, pet => dog}, Street),
 member(house${drink => coffee, color => green}, Street),
 member(house${nation => ukrainian, drink => tea}, Street),
 left_right(house${color => ivory}, house${color => green}, Street),
 member(house${car => porsche, pet => snails}, Street),
 member(house${car => masserati, color => yellow}, Street),
 Street = [_ , _ , house${drink => milk}, _ , _],
 Street = [house${nation => norwegian}|_],
 next_to(house${car => saab}, house${pet => fox}, Street),
 next_to(house${car => masserati}, house${pet => horse}, Street),
 member(house${car => honda, drink => orange_juice}, Street),
 member(house${nation => japanese, car => jaguar}, Street),
 next_to(house${nation => norwegian}, house${color => blue}, Street).
```

```
member(X, [X|_]).
member(X, [_|Y]) :- member(X,Y).
```

```
left_right(L,R, [L,R|_]).
left_right(L,R, [_|T]) :- left_right(L,R,T).
```

```
next_to(X,Y,L) :- left_right(X,Y,L).
next_to(X,Y,L) :- left_right(Y,X,L).
```

## 109.5 Known bugs and planned improvements (argnames\_doc)

- It would be nice to add a mechanism to portray terms with named arguments in a special (user definable) way.

- The predicate  $\$~$  still does not support runtime argnames.



## 110 Functional notation

**Author(s):** Daniel Cabeza, Amadeo Casas, Manuel Hermenegildo, Jose F. Morales.

This library package allows the use of functional notation in a Ciao module/program. It supports function application, predefined evaluable functors, functional definitions, quoting, and (combined with the `lazy` library) lazy evaluation. The extensions implemented by this library are also composable with higher-order features and can be combined with other Ciao packages such as constraints, assertions, etc.

The package provides *syntactic sugar* for defining and using predicates as if they were functions. However, they can still retain the power of predicates. Any function definition written using this package is in fact defining a predicate, and any predicate can be used as a function.

The predicate associated with a function has the same name and one more argument, meant as the place holder for the “result” of the function. In fact, this argument is just the one that will be syntactically connected to the surrounding goal or function, but it does not necessarily imply any directionality, i.e., it does not necessarily mean that this argument is an output or an input. This argument is by default added to the right, i.e., it is the last argument, but can be changed by using a declaration, as explained below.

### 110.1 Function applications

Any term preceded by the `~/1` operator is a function application, as can be seen in the goal `write(~arg(1,T))`, which is strictly equivalent to the sequence `arg(1,T,A), write(A)`. The declaration `fun_return/1` allows using a predicate argument other than the last as the return argument. For example with `:- fun_return functor(~,_,_)` the expression `~functor(f,2)` will be evaluated to the term `f(,_)`. This definition of the return argument can also be done on the fly in each invocation in the following way: `~functor(~,f,2)`.

Functors can be declared as evaluable by using the declaration `fun_eval/1`. This allows avoiding the need to use the `~` operator. Thus, `:- fun_eval arg/2` allows writing `write(arg(1,T))` instead of `write(~arg(1,T))` as above. This declaration can be combined with the previous one: `:- fun_eval functor(~,_,_)`.

### 110.2 Predefined evaluable functors

By using the declaration `:- fun_eval arith(true)`, all the functors understood by `is/2` will be also evaluated. This is active from the declaration downwards until a `:- fun_eval arith(false)` declaration or the end of the module is reached. Beware that arithmetic functors are used in some cases for other purposes than arithmetic: e.g. `abolish(p/2)`. But this is not so disturbing as it may appear because this package is not active in declarations, except for the goal-including declarations `initialization/1` and `on_abort/1`. Note that all the declarations introduced by this package, as is customary in Ciao, are local to the module where they are included.

In addition to functors declared with the declaration `fun_eval/1`, the package defines as evaluable the functors used for disjunctive and conditional expressions: `|/2` and `?/2` (defined as operators). A disjunctive expression has the form `(V1|V2)`, and its value when first evaluated is `V1`, and on backtracking `V2`. A conditional expression has the form `(Cond ? V1)`, or more commonly `(Cond ? V1 | V2)`, and its value, if the execution of `Cond` as a goal succeeds, is `V1`, otherwise in the first form it causes backtracking, and on the second form its value is `V2`. Note that due to the operator precedences, these expressions normally need to be surrounded by parenthesis. Also, a nested expression: `(Cond1 ? V1 | Cond2 ? V2 | V3)` is evaluated as `(Cond1 ? V1 | (Cond2 ? V2 | V3))`.

### 110.3 Functional definitions

A functional definition is composed of one or more functional clauses. A functional clause is written using the binary operator `:= /2`, as in:

```
opposite(red) := green.
```

which is equivalent to `opposite(red,green).` or

```
addlast(X,L) := ~append(L,[X]).
```

which is equivalent to `addlast(X,L,R) :- append(L,[X],R).`

Functional clauses can also have a body, which is executed before the result value is computed. It can serve as a guard for the clause or to provide the equivalent of where-clauses in functional languages:

```
fact(0) := 1.
fact(N) := N * ~fact(--N) :- N > 0.
```

Note that guards can often be defined more compactly using conditional expressions:

```
fact(N) := N = 0 ? 1
 | N > 0 ? N * ~fact(--N).
```

The declaration `:- fun_eval defined(true)` allows to locally define as evaluable functions being defined, so that the `~` operator does not need to be used within a functional definition for the functor being defined. For example, for the `fact` invocations in the previous definitions, which can now be written as, e.g. (we provide the full module definition):

```
:- module(_,_,[fsyntax]).

:- fun_eval arith(true).
:- fun_eval defined(true).

fact(0) := 1.
fact(N) := N * fact(--N) :- N > 0.

%% Or, alternatively:
%
% fact(N) := N=0 ? 1
% | N>0 ? N * fact(--N).
```

This behaviour is reverted using `:- fun_eval defined(false)`.

The translation of functional clauses has the following properties:

- The translation produces *steadfast* predicates, that is, output arguments are unified after possible cuts.
- Defining recursive predicates in functional style maintains the tail recursion of the original predicate, thus allowing the usual compiler optimizations.

Some implementation details and a discussion of the recent combination of this library (which dates from Ciao version 0.2) with the lazy evaluation library can be found in [CCH06].

### 110.4 Quoting functors

Functors (either in functional or predicate clauses) can be prevented from being evaluated by using the `^ /1` prefix operator (read as “quote”), as in

```
:- fun_eval arith(true).
pair(A,B) := ^(A-B).
```

Note that this just prevents the evaluation of the principal functor of the enclosed term, not the possible occurrences of other evaluable functors inside.

## 110.5 Some scoping issues

When using function applications inside the goal arguments of meta-predicates, there is an ambiguity as they could be evaluated either in the scope of the outer execution or the in the scope of the inner execution. The chosen behavior is by default to evaluate function applications in the scope of the outer execution. If they should be evaluated in the inner scope, the goal containing the function application needs to be escaped with the `^^/1` prefix operator, as in `findall(X, (d(Y), ^^ (X = ~f(Y)+1)), L)` (which could also be written as `findall(X, ^^ (d(Y), X = ~f(Y)+1), L)`) and which expands into `findall(X, (d(Y), f(Y,Z), T is Z+1, X=T), L)`. With no escaping the function application is evaluated in the scope of the outer execution, i.e., it expands to `f(Y,Z), T is Z+1, findall(X, (d(Y), X=T), L)`.

## 110.6 Other functionality

In addition to the basic package `fsyntax`, a package `functional` is also provided, to allow programming with a more functional-flavored style. That package activates the declarations `:- fun_eval arith(true)` and `:- fun_eval defined(true)`, and defines the `./2` operator for use in lists (but be careful: this period cannot be followed by a whitespace!) and the operator `++/2` as a function for appending lists. The factorial example above can be written as follows using the `functional` package:

```
:- module(_,_,[functional]).

fact(N) := N=0 ? 1
 | N>0 ? N * fact(--N).
```

Which is equivalent to:

```
:- module(_,_,[fsyntax]).

:- fun_eval arith(true).
:- fun_eval defined(true).

fact(0) := 1.
fact(N) := N * fact(--N) :- N > 0.

%% Or, alternatively:
%
% fact(N) := N=0 ? 1
% | N>0 ? N * fact(--N).
```

See the end of this chapter for additional examples.

## 110.7 Combining with higher order

Ciao provides in its standard library the `hiord` package, which supports a form of higher-order untyped logic programming with predicate abstractions [CH99a,Cab04,CHL04]. Predicate abstractions are Ciao's translation to logic programming of the lambda expressions of functional programming: they define unnamed predicates which will be ultimately executed by a higher-order call, unifying its arguments appropriately. A function abstraction is provided as functional syntactic sugar for predicate abstractions:

Predicate abstraction: `''(X,Y) :- p(X,Z), q(Z,Y).`

Function abstraction: `''(X) := ~q(~p(X)).`

and function application is syntactic sugar over predicate application:

Predicate application: `..., P(X,Y), ...` Function application: `..., Y = ~P(X), ...`

The combination of this `hiord` package with the `fsyntax` and `lazy` packages (and, optionally, the type inference and checking provided by the Ciao preprocessor [HPBLG05]) basically provide the functionality present in modern functional languages (currying is not *syntactically* implemented, but its results can be obtained by deriving higher-order data from any other higher-order data (see [Cab04]), as well as some of the functionality of full higher-order logic programming.

At this moment, it is necessary to specify the `:- fun_eval hiord(true)` option to enable correct handling of function abstractions.

## 110.8 Usage and interface (`fsyntax_doc`)

- **Library usage:**  
`:- use_package(fsyntax).`  
or  
`:- module(...,[fsyntax]).`
- **Imports:**  
  - *Packages:*  
`prelude, nonpure, assertions.`

## 110.9 Other information (`fsyntax_doc`)

### 110.10 Some examples using functional syntax

We now illustrate some of the uses of the package through examples. The following example defines a simple unary function `der(X)` which returns the derivative of a polynomial arithmetic expression:

```
der(x) := 1.
der(C) := 0 :- number(C).
der(A + B) := der(A) + der(B).
der(C * A) := C * der(A) :- number(C).
der(x ** N) := N * x ** ~(N - 1) :- integer(N), N > 0.
```

Note that if we include the directive mentioned before which makes arithmetic functors evaluable then we would have to write the program in the following (clearly, less pleasant and more obfuscated) way:

```

:- fun_eval(arith(true)).
der(x) := 1.
der(C) := 0 :- number(C).
der^(A + B) := ^(der(A) + der(B)).
der^(C * A) := ^(C * der(A)) :- number(C).
der^(x ** N) := ^(N * ^(x ** (N - 1))) :- integer(N), N > 0.

```

Both of the previous code fragments translate to the following code:

```

der(x, 1).
der(C, 0) :-
 number(C).
der(A + B, X + Y) :-
 der(A, X),
 der(B, Y).
der(C * A, C * X) :-
 number(C),
 der(A, X).
der(x ** N, N * x ** N1) :-
 integer(N),
 N > 0,
 N1 is N - 1.

```

Functional notation interacts well with other Ciao language features. For example, it provides compact and familiar notation for regular types and other properties:

```

:- module(_,_,[hiord,functional,assertions,regtypes,'bf/bfall']).

:- regtype color/1. color := red | blue | green.

:- regtype slist/1. slist := [] | [_ | slist].

:- regtype list_of/1. list_of(T) := [] | [~T | list_of(T)].

```

where the functional clauses expand to (note the use of higher-order in the third example):

```

color(red). color(blue). color(green).
list([]).
list([_|T]) :- list(T).
list_of(_, []).
list_of(T, [X|Xs]) :- T(X), list_of(T, Xs).

```

Such types and properties are then admissible in the usual way in assertions, e.g.:

```

:- pred append/3 :: list * list * list.
:- pred color_value/2 :: list(color) * int.

```

The combination of functional syntax and user-defined operators brings significant flexibility, as can be seen in the following definition of a list concatenation (`append`) operator (note that these are the definitions mentioned before which are active by default in the `functional` package):

```

:- op(600, xfy, (.)).
:- op(650, xfy, (++)).
:- fun_eval (++)/2.
[] ++ L := L.
X.Xs ++ L := X.(Xs ++ L).

```

This definition will be compiled exactly to the standard definition of `append` (and, thus, will be reversible). The functional syntax and user-defined operators allow writing for example `Space`



`= ' ', write("Hello" ++ Space ++ "world!")` instead of the equivalent forms `Space = ' ', write(append("Hello", append(Space, "world!")))` (if `append/2` is defined as evaluable) or `Space = ' ', append(Space, "world!", T1), append("Hello", T1, T2), write(T2)`.

As another example, we can define an array indexing operator for fixed-size, multi-dimensional arrays. Assume that arrays are built using nested structures whose main functor is `a` and whose arities are determined by the specified dimensions, i.e., a two-dimensional array  $A$  of dimensions  $[N,M]$  will be represented by the nested structure `a(a(A11,...,A1M), a(A21,...,A2M), ..., a(AN1,..., ANM))`, where  $A11, \dots, ANM$  may be arbitrary terms (we ignore for simplicity arity limitations, solved in any case typically by further nesting with logarithmic access time). The following recursive definition defines the property `fixed_array/2` and also the array access operator `@`:

```
fixed_array([N|Ms],A):-
 functor(A,a,N),
 rows(N,Ms,A).
fixed_array([N],A):-
 functor(A,a,N).

rows(0,_,_).
rows(N,Ms,A) :-
 N > 0,
 arg(N,A,Arg),
 array(Ms,Arg),
 rows(N-1,Ms,A).

:- pred @(Array,Index,Elem) :: array * list(int) * int
 # "@var{Elem} is the @var{Index}-th element of @var{Array}.".

:- op(55, xfx, '@').
:- fun_eval (@)/2.
V@[I] := ~arg(I,V). %% Or: V@[I] := V.
V@[I|Js] := ~arg(I,V)@Js.
```

This allows writing, e.g., `M = fixed_array([2,2]), M@[2,1] = 3` (which could also be expressed as `fixed_array([2,2])@[2,1] = 3`), where the call to the `fixed_array` property generates an empty  $2 \times 2$  array  $M$  and `M@[2,1] = 3` puts  $3$  in  $M[2,1]$ . This can be done in the top level:

```
?- M = ~fixed_array([2,2]), M@[2,1] = 3.
```

provided the `op` and `function` declarations are loaded into the top level also. Another example of use is: `A3@[N+1,M] = A1@[N-1,M] + A2@[N,M+2]`.

Such functionality can be grouped into a *package* as follows. The package main file (`arrays.pl`) might be:

```
:- package(arrays).
:- include(arrays_ops).

:- use_module(arrays_rt).
```

where file `arrays_ops.pl` may contain:

```
:- use_package(functional).

:- op(150,xfx,[@]).
:- fun_eval '@'/2.
```

```

:- op(500,yfx,<+>).
:- fun_eval '<+>'/2.

:- op(400,yfx,<*>).
:- fun_eval '<*>'/2.

```

The main file is `arrays_rt.pl` which would contain for example (note that it also uses `arrays_ops.pl`, and that is why the contents of `arrays_ops.pl` were not put directly in `arrays.pl`):

```

:- module(arrays_rt,_,[functional,hiord,assertions,regtypes,isomodes]).

:- include(arrays_ops).

:- doc(title,"Some simple array operations with syntactic support").
:- doc(author,"Pro Grammer").

:- doc(module,"This library implements a very simple set of
operations on arrays. The idea is to illustrate the use of
functional syntax (operators) by providing syntactic support for
invoking array operations such as element access, array (vector)
addition, etc.").

%%
%% Regtypes
%%

%% :- doc(doinclude,array/1).
%% :- doc(doinclude,vector/1).
%% :- doc(doinclude,dim/1).

:- regtype array(A) # "@var{A} is a multi-dimensional array.".
% Should obviously be defined in more detail...
array(A) :- struct(A).

:- regtype dim(D) # "@var{D} represents the dimensions of an array.".
dim(D) :- list(D,int).

:- regtype vector(V) # "@var{V} is a one-dimensional fixed-size array.".
vector(V) :- fixed_array([N],V), int(N).

%%

:- pred fixed_array(Dim,Array) :: dim * array
"@var{Array} is an array of fixed dimensions @var{Dim}.".

fixed_array([N|Ms],A):-
 functor(A,a,N),
 rows(N,Ms,A).
fixed_array([N],A):-
 functor(A,a,N).

```

```

rows(0,_Ms,_A).
rows(N,Ms,A):-
 N > 0,
 arg(N,A,Arg),
 fixed_array(Ms,Arg),
 rows(N-1,Ms,A).

:- pred @(Array,Index,Elem):: array * dim * int
"@var{Elem} is the @var{Index}-th element of @var{Array}.".

V@[I] := ~arg(I,V).
V@[I|Js] := ~arg(I,V)@Js.

:- pred <+>(V1,V2,V3) :: vector * vector * vector
"@var{V3} is @var{V1} + @var{V2}.".

V1 <+> V2 := V3 :-
 V1 = ~fixed_array([N]),
 V2 = ~fixed_array([N]),
 V3 = ~fixed_array([N]),
 V3 = ~vecplus_(N,V1,V2).

vecplus_(0,_,_,_).
vecplus_(N,V1,V2,V3) :-
 N > 0,
 V3@[N] = V1@[N] + V2@[N],
 vecplus_(N-1,V1,V2,V3).

:- pred <*>(V1,V2,V3) :: vector * vector * vector
"@var{V3} is @var{V1} * @var{V2} (inner product).".

V1 <*> V2 := ~vecmul_(N,V1,V2,0) :-
 V1 = ~fixed_array([N]),
 V2 = ~fixed_array([N]).

vecmul_(0,_,_,Acc,Acc).
vecmul_(N,V1,V2,Acc,IP) :-
 N > 0,
 vecmul_(N-1,V1,V2,Acc + (V1@[N] * V2@[N]),IP).

A file using this package would be:

:- module(_,_)

:- use_package(library(fsyntax(examples(arrays)))).

main(M) :-
 V1 = a(1,3,4,5),
 V2 = a(5,4,3,1),
 I = 1,
 display(V2@[I+1]),
 M = V1 <*> (V2 <+> V1).

```

## 110.11 Examples of combining with higher order

The following `map` and `foldl` definitions (from the `hiordlib` library) illustrate the combination of functional syntax and higher-order logic programming:

```
:- fun_eval map/2.
:- meta_predicate map(_,pred(2),_).
map([], _) := [].
map([X|Xs], P) := [P(X) | map(Xs, P)].

:- fun_eval foldl/3.
:- meta_predicate foldl(_,_,pred(3),_).
foldl([], Seed, _Op) := Seed.
foldl([X|Xs], Seed, Op) := ~Op(X,~foldl(Xs,Seed,Op)).
```

With this definition:

```
?- L = ~map([1,2,3], (_(X,Y):- Y = f(X))).

L = [f(1),f(2),f(3)] ?

?- [f(1),f(2),f(3)] = ~map(L, (_(X,f(X)) :- true)).

L = [1,2,3] ?
```

Also, after running:

```
?- ["helloworld", "byeworld"] = map(["hello", "bye"], ++(X)).
```

(where `++`)/2 corresponds to the above definition of `append`) `X` will be bound to `"world"`, which is the only solution to the equation.

And when calling:

```
map(L, ++(X), ["hello.", "bye.]).
```

several values for `L` and `X` are returned through backtracking:

```
L = ["hello","bye"], X = "." ? ;
L = ["hello.,"bye."], X = [] ?
```

(remember to set the flag `write_strings` to on in these examples so that the top level prints strings as strings of characters instead of lists of ASCII codes).

## 110.12 Some additional examples using functional syntax

A definition of the Fibonacci function, written in functional notation:

```
:- module(_,_,[functional]).

fib(0) := 0.
fib(1) := 1.
fib(N) := fib(N-1) + fib(N-2) :- integer(N), N > 1.

write_fib(N):-
 message(['The ',N,'. Fibonacci number is: ',~fib(N),'.']).
```

This is the factorial example, written in functional notation and including some assertions:

```

:- module(_,_,[assertions,nativeprops,functional]).

:- pred fact(+int,-int) + is_det.
:- pred fact(-int,+int) + non_det.

fact(N) := N=0 ? 1
 | N>0 ? N * fact(--N).

```

And, the same example written using clpq constraints:

```

:- module(_,_,[assertions,nativeprops,fsyntax,clpqf]).

:- fun_eval .=. /1.
:- op(700,fx,[.=.]).
:- fun_eval fact/1.

:- pred fact(+int,-int) + is_det.
:- pred fact(-int,-int) + non_det.

fact(.=. 0) := .=. 1.
fact(N) := .=. N*fact(.=. N-1) :- N .>. 0.

```

which allows for example calling it “backwards:”

```

?- 24 = ~fact(X).

X = 4 ?

```

A very simple example using lazy evaluation:

```

:- module(_,_,[functional,lazy]).
:- use_module(library(lazy(lazy_lib)), [take/3]).

nums(N) := ~take(N,nums_from(0)).

:- lazy fun_eval nums_from/1.

nums_from(X) := [X | nums_from(X+1)].

```

A naive reverse example, using functional notation:

```

:- module(_, [nrev/2], [functional]).

nrev([]) := [].
nrev([H|T]) := ~conc(nrev(T),[H]).

conc([], L) := L.
conc([H|T], K) := [H | conc(T,K)].

```

And the same example using some assertions:

```

:- module(_, [nrev/2], [assertions,fsyntax,nativeprops]).

:- entry nrev/2 : {list, ground} * var.

:- pred nrev(A,B) : list(A) => list(B)

```

```

 + (not_fails, is_det, steps_o(exp(length(A),2))).

nrev([]) := [].
nrev([H|L]) := ~conc(~nrev(L), [H]).

:- pred conc(A,_,_) + (terminates, is_det, steps_o(length(A))).

conc([], L) := L.
conc([H|L], K) := [H | ~conc(L,K)].

```

Finally, a simple stream creation example where assertions are used to define a safety policy (that no file outside /tmp should be opened):

```

:- module(_, [create_streams/2], [fsyntax, assertions, regtypes]).

:- entry create_streams(A,B) : list(A,num).

create_streams([]) := [].
create_streams([N|NL]) := [~open_file(Fname,write) | ~create_streams(NL)]
:-
 app("/tmp/./", ~number_codes(N), Fname).
% app("/tmp/", ~number_codes(N), Fname).

app([],L) := L.
app([X|Xs],L) := [X|~app(Xs,L)].

%%
% open_file library:

open_file(Fname,Mode) := ~open(File,Mode) :- atom_codes(File,Fname).

%%
% Safety policy:

:- check calls open_file(Fname,_,_) : safe_name(Fname).

:- regtype safe_name/1. safe_name("/tmp/" || L) :- list(L,alpha_num_code).

:- regtype alpha_num_code/1. alpha_num_code := ~alpha_code | ~num_code.

:- regtype alpha_code/1. alpha_code := 0'a | 0'b | 0'c | 0'd | 0'e | 0'f .

%%

```

### 110.13 Known bugs and planned improvements (fsyntax\_doc)

- Assumes that is/2 is imported.
- Lazy functions declarations require translation priorities to move it to the lazy package.
- Detect automatically when hiord is being used, deprecate eval\_hiord.
- I am not sure if shared variables are working for predicate abstractions.

- Find out if predicate abstractions are being fully translated at compile time (see output for `hiordfun` example).

## 111 global (library)

### 111.1 Usage and interface (global)

- **Library usage:**  
:- use\_module(library(global)).
- **Exports:**
  - *Predicates:*  
set\_global/2, get\_global/2, push\_global/2, pop\_global/2, del\_global/1.
- **Imports:**
  - *Packages:*  
prelude, nonpure, assertions.

### 111.2 Documentation on exports (global)

|                                                                                 |           |
|---------------------------------------------------------------------------------|-----------|
| <b>set_global/2:</b><br>No further documentation available for this predicate.  | PREDICATE |
| <b>get_global/2:</b><br>No further documentation available for this predicate.  | PREDICATE |
| <b>push_global/2:</b><br>No further documentation available for this predicate. | PREDICATE |
| <b>pop_global/2:</b><br>No further documentation available for this predicate.  | PREDICATE |
| <b>del_global/1:</b><br>No further documentation available for this predicate.  | PREDICATE |





## 112 Andorra execution

**Author(s):** Claudio Vaucheret, Francisco Bueno.

This package allows the execution under the Basic Andorra Model [War88]. The model classifies goals as a *determinate goal*, if at most one clause matches the goal, or nondeterminate goal, otherwise. In this model a goal is delayed until either it becomes determinate or it becomes the leftmost goal and no determinate goal is available. The implementation of this selection rule is based on the use of attributed variables [Hol92,Hol90].

In order to test determinacy we verify only the heads of clauses and builtins in the bodies of clauses before the first cut, if any. By default, determinacy of a goal is detected dynamically: when called, if at most one clause matches, it is executed; otherwise, it is delayed. For goals delayed the test is repeated each time a variable appearing in the goal is instantiated. In addition, efficiency can be improved by using declarations that specify the determinacy conditions. These will be considered for testing instead of the generic test on all clauses that can match.

As with any other Ciao package, the andorra computation rule affects only the module that uses the package. If execution passes across two modules that use the computation rule, determinate goals are run in advance *within* one module and also within the other module. But determinate goals of one module do not run ahead of goals of the other module.

It is however possible to preserve the computation rule for calls to predicates defined in other modules. These modules should obviously also use this package. In addition *all* predicates from such modules should imported, i.e., the directive `:- use_module(module)`, should be used in this case instead of `:- use_module(module,[...])`. Otherwise calls to predicates outside the module will only be called when they became the leftmost goal.

### 112.1 Usage and interface (andorra\_doc)

- **Library usage:**

```
:- use_package(andorra).
```

or

```
:- module(...,[andorra]).
```
- **Exports:**
  - *Regular Types:*

```
detcond/1, path/1.
```
- **New operators defined:**

```
?\=/2 [700,xfx], ?=/2 [700,xfx].
```
- **New declarations defined:**

```
determinate/2.
```
- **Imports:**
  - *Packages:*

```
prelude, nonpure, assertions.
```

### 112.2 Documentation on new declarations (andorra\_doc)

**determinate/2:**  

```
:- determinate(Pred,Cond).
```

DECLARATION

Declares determinacy conditions for a predicate. Conditions `Cond` are on variables of arguments of `Pred`. For example, in:

```
:- determinate(member(A,B,C), (A ?= term(B,[1]) ; C?=[_|_])).

member(A, [A|B], B) .
member(A, [B|C], [B|D]) :-
 A==B,
 member(A,C,D) .
```

the declaration states that a call `member(A,B,C)` is determinate when either `A` doesn't unify with the first argument of `B` or `C` doesn't unify with `[_|_]`.

**Usage:** `:- determinate(Pred,Cond)`.

States that the predicate `Pred` is determinate when `Cond` holds.

– *The following properties should hold at call time:*

`Pred` is a Name/Arity structure denoting a predicate name:

```
predname(P/A) :-
 atm(P),
 nnegint(A) .
```

(basic\_props:predname/1)

`Cond` is a determinacy condition.

(user(/home/ciaobot/ciaobot-data/pm\_ubuntu/source/master/CiaoDE/ciao/library/andorra/andorra\_doc):detcond/1)■

### 112.3 Documentation on exports (andorra\_doc)

#### detcond/1:

REGTYPE

Defined by:

```
detcond(ground(X)) :-
 var(X) .
detcond(nonvar(X)) :-
 var(X) .
detcond(instantiated(A,Path)) :-
 var(A),
 list(Path,int) .
detcond(?\=(Term1,Term2)) :-
 path(Term1),
 path(Term2) .
detcond(?=(Term1,Term2)) :-
 path(Term1),
 path(Term2) .
detcond(Test) :-
 (test Test) .
```

- `ground/1` and `nonvar/1` have the usual meaning.
- `instantiated(A,Path)` means that the subterm of `A` addressed by `Path` is not a variable. `Path` is a list of integer numbers describing a path to the subterm regarding the whole term `A` as a tree. For example, `instantiated(f(g(X),h(i(Z),Y)), [2,1])` tests whether `i(Z)` is not a variable.
- `Term1 ?\= Term2` means “terms `Term1` and `Term2` do not unify (when instantiated)”. `Term1` and `Term2` can be either an argument of the predicate or a term `term(V,Path)`, which refers to the subterm of `V` addressed by `Path`.

- `Term1 ?= Term2` means “terms `Term1` and `Term2` unify (when instantiated)”. The same considerations above apply to `Term1` and `Term2`.
- any other test that does not unify variables can also be used (`==/2`, `\==/2`, `atomic/1`).

**Usage:** `detcond(X)`

`X` is a determinacy condition.

### **path/1:**

REGTYPE

Defined by:

```
path(X) :-
 var(X).
path(X) :-
 list(X,int).
```

## **112.4 Other information (andorra\_doc)**

The andorra transformation will include the following predicates into the code of the module that uses the package. Be careful not to define predicates by these names:

- `detcond_andorra/4`
- `path_andorra/4`
- `detcond_susp/4`
- `path_susp/4`
- `list_andorra2/5`
- `test_andorra2/4`



## 113 Call on determinate

**Author(s):** Jose F. Morales, Manuel Carro.

Offers an enriched variant of call and cut `!!/0` which executes pending goals when the computation has no more alternatives.

This library is useful to, for example, get rid of external connections once the necessary data has been obtained.

### 113.1 Usage and interface (det\_hook\_doc)

- **Library usage:**  
`:- use_module(library(det_hook_rt)).`  
 in which case, `!!/0` is not available.  
 Typically, this library is used as a package:  
`:- use_package(det_hook).`
- **New operators defined:**  
`?/1 [200,fy], @/1 [200,fy].`
- **New modes defined:**  
`+/1, -/1, ?/1, @/1, +/2, -/2, ?/2, @/2.`
- **Imports:**
  - *System library modules:*  
`det_hook/det_hook_rt.`
  - *Packages:*  
`prelude, nonpure, assertions, isomodes.`

### 113.2 Documentation on new modes (det\_hook\_doc)

**+/1:** MODE  
**(True) Usage:** `+A`  
 – *The following properties are added at call time:*  
 A is currently a term which is not a free variable. (term\_typing:nonvar/1)

**-/1:** MODE  
**(True) Usage:** `-A`  
 – *The following properties are added at call time:*  
 A is a free variable. (term\_typing:var/1)

**?/1:** MODE

|                                                           |                                  |      |
|-----------------------------------------------------------|----------------------------------|------|
| <b>@/1:</b>                                               |                                  | MODE |
| <b>(True) Usage:</b> @A                                   |                                  |      |
| – <i>The following properties are added globally:</i>     |                                  |      |
| A is not further instantiated.                            | (basic_props:not_further_inst/2) |      |
| <b>+/2:</b>                                               |                                  | MODE |
| <b>(True) Usage:</b> A+X                                  |                                  |      |
| – <i>The following properties are added at call time:</i> |                                  |      |
| undefined:call(X,A)                                       | (undefined property)             |      |
| <b>-/2:</b>                                               |                                  | MODE |
| <b>(True) Usage:</b> A-X                                  |                                  |      |
| – <i>The following properties are added at call time:</i> |                                  |      |
| A is a free variable.                                     | (term_typing:var/1)              |      |
| – <i>The following properties are added upon exit:</i>    |                                  |      |
| undefined:call(X,A)                                       | (undefined property)             |      |
| <b>?/2:</b>                                               |                                  | MODE |
| <b>(True) Usage:</b> A?X                                  |                                  |      |
| – <i>Call and exit are compatible with:</i>               |                                  |      |
| undefined:call(X,A)                                       | (undefined property)             |      |
| – <i>The following properties are added upon exit:</i>    |                                  |      |
| undefined:call(X,A)                                       | (undefined property)             |      |
| <b>@/2:</b>                                               |                                  | MODE |
| <b>(True) Usage:</b> @(A,X)                               |                                  |      |
| – <i>The following properties are added at call time:</i> |                                  |      |
| undefined:call(X,A)                                       | (undefined property)             |      |
| – <i>The following properties are added upon exit:</i>    |                                  |      |
| undefined:call(X,A)                                       | (undefined property)             |      |
| – <i>The following properties are added globally:</i>     |                                  |      |
| A is not further instantiated.                            | (basic_props:not_further_inst/2) |      |

### 113.3 Other information (det\_hook\_doc)

As an example, the program

```
:- module(_, _, [det_hook]).

enumerate(X):-
 display(enumerating), nl,
 OnCut = (display('goal cut'), nl),
 OnFail = (display('goal failed'), nl),
 det_try(enum(X), OnCut, OnFail).

enum(1).
enum(2).
enum(3).
```

behaves as follows:

```
?- enumerate(X).
enumerating

X = 1 ? ;

X = 2 ? ;

X = 3 ? ;
goal failed
```

(note the message inserted on failure). The execution can be cut as follows:

```
?- use_package(det_hook).
{Including /home/clip/lib/ciao/ciao-1.7/library/det_hook/det_hook.pl
}

yes
?- enumerate(X), '!!'.
enumerating
goal cut

X = 1 ? ;

no
```

### 113.4 Known bugs and planned improvements (det\_hook\_doc)

- If the started goals do not exhaust their solutions, and '!!'/0 is not used, the database will populate with facts which will be consulted the next time a '!!'/0 is used. This could cause incorrect executions.





## 114 Runtime predicates for call on determinate

**Author(s):** Jose F. Morales, Manuel Carro.

Implementation of variant of call and cut which executes pending goals when the computation has no more alternatives.

### 114.1 Usage and interface (det\_hook\_rt)

- **Library usage:**  
   :- use\_module(library(det\_hook\_rt)).
- **Exports:**
  - *Predicates:*  
   det\_try/3.
- **Imports:**
  - *Packages:*  
   prelude, nonpure, assertions, isomodes.

### 114.2 Documentation on exports (det\_hook\_rt)

#### det\_try/3:

PREDICATE

**Usage:** det\_try(Goal, OnCut, OnFail)

Action is called, and OnCut and OnFail are goals to be executed when Goal is cut or when it finitely fails, respectively. In order for this to work, cutting must be performed in a special way, by using the !!/0 predicate, also provided by this module.

- *The following properties should hold at call time:*

Goal is a term which represents a goal, i.e., an atom or a structure. (basic-props:callable/1)

OnCut is a term which represents a goal, i.e., an atom or a structure. (basic-props:callable/1)

OnFail is a term which represents a goal, i.e., an atom or a structure. (basic-props:callable/1)

*Meta-predicate* with arguments: det\_try(goal,goal,goal).



## 115 Miscellaneous predicates

**Author(s):** Manuel Carro, Daniel Cabeza.

This module implements some miscellaneous non-logical (but sometimes very useful) predicates.

### 115.1 Usage and interface (odd)

- **Library usage:**  
`:- use_module(library(odd)).`
- **Exports:**
  - *Predicates:*  
`setarg/3, undo/1.`
- **Imports:**
  - *Packages:*  
`prelude, nonpure, assertions, isomodes.`

### 115.2 Documentation on exports (odd)

#### **setarg/3:**

PREDICATE

**Usage:** `setarg(Index,Term,NewArg)`

Replace destructively argument `Index` in `Term` by `NewArg`. The assignment is undone on backtracking. This is a major change to the normal behavior of data assignment in Ciao Prolog.

- *The following properties should hold at call time:*

`Index` is currently instantiated to an integer. (term\_typing:integer/1)

`Term` is a compound term. (basic\_props:struct/1)

`NewArg` is any term. (basic\_props:term/1)

#### **undo/1:**

PREDICATE

**Usage:** `undo(Goal)`

`call(Goal)` is executed on backtracking. This is a major change to the normal control of Ciao Prolog execution.

- *The following properties should hold at call time:*

`Goal` is a term which represents a goal, i.e., an atom or a structure. (basic\_props:callable/1)

- *The following properties should hold upon exit:*

`Goal` is a term which represents a goal, i.e., an atom or a structure. (basic\_props:callable/1)

*Meta-predicate* with arguments: `undo(goal)`.



## 116 Mutable Terms

**Author(s):** Rémy Haemmerlé.

This module provides mutable terms i.e. an abstract datatype provides with efficient back-trackable destructive assignment. In other words, any destructive assignments are transparently undone on backtracking. Modifications that are intended to survive backtracking must be done by asserting or retracting dynamic program clauses instead. Mutable must be preferred to destructive assignment of arbitrary terms using `setarg/3` of the module `odd` which does not have safe semantics.

### 116.1 Usage and interface (mutables)

- **Library usage:**  
`:- use_module(library(mutables)).`
- **Exports:**
  - *Predicates:*  
`create_mutable/2, get_mutable/2, update_mutable/2, mutable/1.`
- **Imports:**
  - *System library modules:*  
`odd.`
  - *Packages:*  
`prelude, nonpure, assertions.`

### 116.2 Documentation on exports (mutables)

- create\_mutable/2:** PREDICATE  
**Usage:** `create_mutable(Datum,Mutable)`  
 Unifies `Datum` with a freshly created mutable term with initial value `Datum`.
- get\_mutable/2:** PREDICATE  
**Usage:** `get_mutable(Datum,Mutable)`  
 Unifies `Datum` with the current value of the mutable term `Mutable`. `Mutable` must be a mutable term.
- update\_mutable/2:** PREDICATE  
**Usage:** `update_mutable(Datum,Mutable)`  
 Updates the current value of the mutable term `Mutable` to become `Datum`. `Mutable` must be a mutable term.
- mutable/1:** PREDICATE  
**Usage:** `mutable(Term)`  
 Succeeds if `Term` is currently instantiated to a mutable term.



## 117 Block Declarations

**Author(s):** Rémy Haemmerlé.

**Version:** 0.1 (2008/25/5)

This package provides compatibility with SICStus' block declarations

### 117.1 Usage and interface (block\_doc)

- **Library usage:**

```
:- use_package(block).
or
:- module(...,[block]).
```
- **New operators defined:**

```
block/1 [1150,fx].
```
- **New declarations defined:**

```
block/1.
```
- **Imports:**
  - *Packages:*

```
prelude, nonpure, assertions.
```

### 117.2 Documentation on new declarations (block\_doc)

**block/1:** DECLARATION  
**(True) Usage:** `:- block(BlockSpecs).`

In this declaration `BlockSpecs` specifies a disjunction of conditions. Each condition is of the form `predname(C1, ..., CN)` where each `CI` is either a `'-'` if the call must suspend until the corresponding argument is bound, or anything else otherwise.

*Convention:* The recommended style is to write the block declarations in front of the source code of the predicate they refer to. Indeed, they are part of the source code of the predicate and must precede the first clause. Moreover it is suggested to use `'?'` for specifying non conditioned arguments.

*Example :* The following definition calls to `merge/3` having uninstantiated arguments in the first and third position or in the second and third position will suspend.

```
:- block merge(-,?,-), merge(?,-,-).
```

```
merge([], Y, Y).
merge(X, [], X).
merge([H|X], [E|Y], [H|Z]) :- H @< E, merge(X, [E|Y], Z).
merge([H|X], [E|Y], [E|Z]) :- H @>= E, merge([H|X], Y, Z).
```

– *The following properties hold at call time:*

`BlockSpecs` is a sequence or list of callables. (basic\_props:sequence\_or\_list/2)





## 118 Delaying predicates (freeze)

**Author(s):** Remy Haemmerle, Manuel Carro, Daniel Cabeza.

This library offers a simple implementation of `freeze/2`, `frozen/2`, etc. [Col82,Nai85,Nai91,Car87] based on the use of attributed variables [Hol92,Hol90].

### 118.1 Usage and interface (freeze)

- **Library usage:**  
`:- use_module(library(freeze)).`
- **Exports:**
  - *Predicates:*  
`freeze/2, frozen/2.`
- **Imports:**
  - *Packages:*  
`prelude, nonpure, assertions, nortchecks.`

### 118.2 Documentation on exports (freeze)

**freeze/2:** PREDICATE

**Usage:** `freeze(X,Goal)`

If `X` is free delay `Goal` until `X` is non-variable.

- *The following properties should hold at call time:*

`Goal` is a term which represents a goal, i.e., an atom or a structure. (basic-props:callable/1)

*Meta-predicate* with arguments: `freeze(? ,goal)`.

**frozen/2:** PREDICATE

**Usage:** `frozen(X,Goal)`

`Goal` is currently delayed until variable `X` becomes bound.

- *The following properties should hold upon exit:*

`Goal` is a term which represents a goal, i.e., an atom or a structure. (basic-props:callable/1)

*Meta-predicate* with arguments: `frozen(? ,goal)`.

### 118.3 Known bugs and planned improvements (freeze)

- Run-time checks have been reported not to work with this code. That means that either the assertions here, or the code that implements the run-time checks are erroneous.



## 119 Delaying predicates (when)

**Author(s):** Manuel Carro.

`when/2` delays a predicate until some condition in its variable is met. For example, we may want to find out the maximum of two numbers, but we are not sure when they will be instantiated. We can write the standard `max/3` predicate (but changing its name to `gmax/3` to denote that the first and second arguments must be ground) as

```
gmax(X, Y, X):- X > Y, !.
gmax(X, Y, Y):- X =< Y.
```

and then define a 'safe' `max/3` as

```
max(X, Y, Z):-
 when((ground(X),ground(Y)), gmax(X, Y, Z)).
```

which can be called as follows:

```
?- max(X, Y, Z) , Y = 0, X = 8.
```

```
X = 8,
Y = 0,
Z = 8 ?
```

```
yes
```

Alternatively, `max/3` could have been defined as

```
max(X, Y, Z):-
 when(ground((X, Y)), gmax(X, Y, Z)).
```

with the same effects as above. More complex implementations are possible. Look, for example, at the `max.pl` implementation under the `when` library directory, where a `max/3` predicate is implemented which waits on all the arguments until there is enough information to determine their values:

```
?- use_module(library(when(max))).
```

```
yes
```

```
?- max(X, Y, Z), Z = 5, Y = 4.
```

```
X = 5,
Y = 4,
Z = 5 ?
```

```
yes
```

## 119.1 Usage and interface (when)

- **Library usage:**  
 :- use\_module(library(when)).
- **Exports:**
  - *Predicates:*  
 when/2.
  - *Regular Types:*  
 wakeup\_exp/1.
- **Imports:**
  - *System library modules:*  
 terms\_vars, sort, sets.
  - *Packages:*  
 prelude, nonpure, assertions, isomodes.

## 119.2 Documentation on exports (when)

### when/2:

PREDICATE

**Usage:** when(WakeupCond, Goal)

Delays / executes Goal according to WakeupCond given. The WakeupConds now acceptable are `ground(T)` ( Goal is delayed until T is ground), `nonvar(T)` ( Goal is delayed until T is not a variable), and conjunctions and disjunctions of conditions:

```
wakeup_exp(ground(_1)).
wakeup_exp(nonvar(_1)).
wakeup_exp((C1,C2)) :-
 wakeup_exp(C1),
 wakeup_exp(C2).
wakeup_exp((C1;C2)) :-
 wakeup_exp(C1),
 wakeup_exp(C2).
```

when/2 only fails if the WakeupCond is not legally formed. If WakeupCond is met at the time of the call no delay mechanism is involved — but there exists a time penalty in the condition checking.

In case that an instantiation fires the execution of several predicates, the order in which these are executed is not defined.

- *The following properties should hold at call time:*

WakeupCond is a legal expression for delaying goals. (when:wakeup\_exp/1)

Goal is a term which represents a goal, i.e., an atom or a structure. (basic-props:callable/1)

Meta-predicate with arguments: when(?,goal).

### wakeup\_exp/1:

REGTYPE

**(True) Usage:** wakeup\_exp(T)

T is a legal expression for delaying goals.

### **119.3 Known bugs and planned improvements (when)**

- Redundant conditions are not removed.
- Floundered goals are not appropriately printed.



## 120 Active modules (high-level distributed execution)

**Author(s):** Manuel Hermenegildo, Daniel Cabeza.

Active modules [CH95] provide a high-level model of inter-process communication and distributed execution (note that this is also possible using Ciao’s communication and concurrency primitives, such as sockets, concurrent predicates, etc., but at a lower level of abstraction). An *active module* (or an *active object*) is an ordinary module to which computational resources are attached, and which resides at a given location on the network. Compiling an active module produces an executable which, when running, acts as a *server* for a number of predicates: the predicates exported by the module. Predicates exported by an active module can be accessed by a program on the network by simply “using” the module, which then imports such “remote predicates.” The process of “using” an active module does not involve transferring any code, but rather setting up things so that calls in the module using the active module are executed as remote procedure calls to the active module. This occurs in the same way independently of whether the active module and the using module are in the same machine or in different machines across the network.

Except for having to compile it in a special way (see below), an active module is identical from the programmer point of view to an ordinary module. A program using an active module imports it and uses it in the same way as any other module, except that it uses “`use_active_module`” rather than “`use_module`” (see below). Also, an active module has an address (network address) which must be known in order to use it. In order to use an active module it is necessary to know its address: different “protocols” are provided for this purpose (see below).<sup>1</sup>

From the implementation point of view, active modules are essentially daemons: executables which are started as independent processes at the operating system level. Communication with active modules is implemented using sockets (thus, the address of an active module is an IP socket address in a particular machine). Requests to execute goals in the module are sent through the socket by remote programs. When such a request arrives, the process running the active module takes it and executes it, returning through the socket the computed answers. These results are then taken and used by the remote processes. Backtracking over such remote calls works as usual and transparently. The only limitation (this may change in the future, but it is currently done for efficiency reasons) is that all alternative answers are precomputed (and cached) upon the first call to an active module and thus *an active module should not export a predicate which has an infinite number of answers*.

The first thing to do is to select a method whereby the client(s) (the module(s) that will use the active module) can find out in which machine/port (IP address/socket number) the server (i.e., the active module) will be listening once started, i.e., a “protocol” to communicate with the active module. The easiest way to do this is to make use of the rendezvous methods which are provided in the Ciao distribution in the `library/actmods` directory; currently, `tmpbased...`, `filebased...`, `webbased...`, and `platformbased...`.

The first one is based on saving the IP address and socket number of the server in a file in a predefined directory (generally `/tmp`, but this can be changed by changing `tmpbased_common.pl`).

The second one is similar but saves the info in the directory in which the server is started (as `<module_name>.addr`), or in the directory that a `.addr` file, if it exists, specifies. The clients must be started in the same directory (or have access to a file `.addr` specifying the same directory). However, they can be started in different machines, provided this directory is shared (e.g., by NFS or Samba), or the file can be moved to an appropriate directory on a different machine –provided the full path is the same.

---

<sup>1</sup> It is also possible to provide active modules via a WWW address. However, we find it more straightforward to simply use socket addresses. In any case, this is generally hidden inside the access method and can be thus made transparent to the user.



The third one is based on a name server for active modules. When an active module is started, it communicates its address to the name server. When the client of the active module wants to communicate with it, it asks the name server the active module address. This is all done transparently to the user. The name server must be running when the active module is started (and, of course, when the application using it is executed). The location of the name server for an application must be specified in an application file named `webbased_common.pl` (see Section 3.1 below).

The fourth one is also based on a name server, but the address of the name server is given as a parameter to the active modules when started.

The rendezvous methods (or protocols) are encoded in two modules: a first one, called `...publish.pl`, is used by the server to publish its info. The second one, called `...locate.pl`, is used by the client(s) to locate the server info. For efficiency, the client methods maintain a cache of addresses, so that the server information only needs to be read from the file system the first time the active module is accessed.

Active modules are compiled using the `-a` option of the Ciao compiler (this can also be done from the interactive top-level shell using `make_actmod/2`). For example, issuing the following command:

```
ciaoc -a 'actmods/filebased_publish' simple_server
```

compiles the simple server example that comes with the distribution (in the `actmods/example` directory). The `simple_client_with_main` example (in the same directory) can be compiled as usual:

```
ciaoc simple_client_with_main
```

Note that the client uses the `actmods` package, specifies the rendezvous method by importing `library(actmods(filebased_locate))`, and explicitly imports the “remote” predicates (*implicit imports will not work*). Each module using the `actmods` package *should only use one of the rendezvous methods*.

Now, if the server is running (e.g., `simple_server &` in Un\*x or double-clicking on it in Win32) when the client is executed it will connect with the server to access the predicate(s) that it imports from it.

A simpler even client `simple_client.pl` can be loaded into the top level and its predicates called as usual (and they will connect with the server if it is running).

## 120.1 Active modules as agents

It is rather easy to turn Ciao active modules into agents for some kind of applications. The directory `examples/agents` contains a (hopefully) self-explanatory example.

## 120.2 Usage and interface (actmods\_doc)

- **Library usage:**

```
:- use_package(actmods).
or
:- module(...,...,[actmods]).
```
- **New declarations defined:**

```
use_active_module/2.
```
- **Imports:**
  - *Packages:*

```
prelude, nonpure, assertions.
```

## 120.3 Documentation on new declarations (actmods\_doc)

### use\_active\_module/2:

DECLARATION

**Usage:** `:- use_active_module(AModule, Imports).`

Specifies that this code imports from the *active module* defined in `AModule` the predicates in `Imports`. The imported predicates must be exported by the active module.

- *The following properties should hold at call time:*

`AModule` is a source name. (streams\_basic:sourcename/1)

`Imports` is a list of prednames. (basic\_props:list/2)

## 120.4 Other information (actmods\_doc)

The protocols `webbased` and `platformbased` are described in this section with a bit more detail.

## 120.5 Active module name servers (webbased protocol)

An application using a name server for active modules must have a file named `webbased_common.pl` that specifies where the name server resides. It must have the URL and the path which corresponds to that URL in the file system of the server machine (the one that hosts the URL) of the file that will hold the name server address.

The current distribution provides a file `webbased_common.pl` that can be used (after proper setting of its contents) for a server of active modules for a whole installation. Alternatively, particular servers for each application can be set up (see below).

The current distribution also provides a module that can be used as name server by any application. It is in file `examples/webbased_server/webbased_server.pl`.

To set up a name server edit `webbased_common.pl` to change its contents appropriately as described above (URL and corresponding complete file path). Then recompile this library module:

```
ciaoc -c webbased_common
```

The name server has to be compiled as an active module itself:

```
ciaoc -a actmods/webserver_publish webbased_server
```

It has to be started in the server machine before the application and its active modules are compiled.

Alternatively, you can copy `webbased_common.pl` and use it to set up name servers for particular applications. Currently, this is a bit complicated. You have to ensure that the name server, the application program, and all its active modules are compiled and executed with the same `webbased_common.pl` module. One way to do this is to create a subdirectory `actmods` under the directory of your application, copy `webbased_common.pl` to it, modify it, and then compile the name server, the application program, and its active modules using a library path that guarantees that your `actmods` directory is located by the compiler before the standard Ciao library. The same applies for when running all of them if the library loading is dynamic.

One way to do the above is using the `-u` compiler option. Assume the following file:

```
:- module(paths, [], []).
:- multifile library_directory/1.
:- dynamic library_directory/1.
:- initialization(asserta_fact(
library_directory('/root/path/to/my/particular/application'))).
```

then you have file `webbased_common.pl` in a subdirectory `actmods` of the above cited path. You have to compile the name server, the active modules, and the rest of the application with:

```
ciaoc -u paths -s ...
```

to use your particular `webbased_common.pl` and to make executables statically link libraries. If they are dynamic, then you have to provide for the above `library_directory` path to be set up upon execution. This can be done, for example, by including module `paths` into your executables.

Addresses of active modules are saved by the name server in a subdirectory `webbased_db` of the directory where you start it —see `examples/webbased_server/webbased_db/webbased_server`). This allows to restart the server right away if it dies (since it saves its state). This directory should be cleaned up regularly of addresses of active modules which are no more active. To do this, stop the server —by killing it (its pid is in `PATH/FILE`), and restart it after cleaning up the files in the above mentioned directory.

## 120.6 Platforms (platformbased protocol)

This protocol is also based on a name server. There are, however, two differences with the above one: the name server address and the active modules names are dynamic. On the one hand, the name server address (IP address/socket number) is given to the active modules when they are started up. This might be convenient when using the same name server executable for different applications starting up a different name server process for each application. On the other hand, the name assigned to a given active module can also be given as a parameter to the active module when it is started up. This makes it easier to maintain a local name space for particular applications (e.g., two modules with the same name can be used as active modules in the same application).

The code of a name server for the previous section protocol can also be used for this protocol (e.g., file `examples/webbased_server/webbased_server.pl`).

## 120.7 Known bugs and planned improvements (actmods\_doc)

- The package provides no means for security: the accessing application must take care of this (?).
- It can happen that there is a unique process for an active module serving calls from several different simultaneous executions of the same application (or even different applications). In this case, there might be unwanted interactions (e.g., if the active module has state).
- Applications may fail if the name server or an active module is restarted during execution of the application (since they might restart at a different port than the one cached by the application).
- One may want name servers to reside at a fixed and known machine and port number (this is known as a *service* and is defined in `/etc/services` in a Un\*x machine).



## 121 Agents

**Author(s):** Francisco Bueno.

An agent is an active module which has a main execution thread. Simultaneously (i.e., in concurrent execution with the main thread), the agent receives messages from other agents, which trigger the execution of a predicate by the name of the message. Messages can also be sent to other agents, by calling the predicate by the name of the message in the context of the receiver agent (see `::/2` below). Agents are identified by name. The name of an agent is usually the name of its (main) file, but this depends on the protocol used (see `protocol/1` below).

A simple agent that sends inform messages and at the same time receives them from other agents, answering back ok, will look like:

```
:- agent(simple,[inform/2,ok/1]).
:- protocol('actmods/filebased').

agent :-
 repeat,
 display('Agent id:message?- '), read(Agent:Message),
 Agent::inform(Message),
 fail.

inform(Agent,Message):-
 display(Agent), display(' has sent: ', display(Message), nl,
 Agent::ok.

ok(_Agent).
```

### 121.1 Usage and interface (agent\_doc)

- **Library usage:**

```
:- agent(AgentName,[Message|...]).
```

 for the main file of the agent.

```
:- use_module(library(agent(agent_call))).
```

 for the rest of modules of the agent that need to send messages.
- **New operators defined:**

```
::/2 [550,xfx].
```
- **New declarations defined:**

```
protocol/1.
```
- **Imports:**
  - *Packages:*

```
prelude, nonpure, assertions.
```

### 121.2 Documentation on new declarations (agent\_doc)

#### **protocol/1:**

#### **DECLARATION**

A protocol is formed by a pair of modules which allow to locate connection addresses of agents. By convention, the names of these modules have a common prefix, which makes

reference to the protocol, and have suffixes `'_locate'` and `'_publish'`. The `'publish'` part of the protocol must define a multifile predicate `save_addr_actmod/1` and the `'locate'` part export a predicate `module_address/2`. The first one publishes an agent address; the second one locates the address of an agent. Together, both make it possible for agents to send and receive messages. All agents in a multi-agent system must therefore use the same protocol. Upon compilation, they will then be (automatically) instrumented as active modules under the corresponding rendezvous method.

**Usage:** `:- protocol(Protocol).`

`Protocol` is the prefix to a library path where an active module rendezvous protocol can be found.

### 121.3 Documentation on multifiles (agent\_doc)

#### **save\_addr\_actmod/1:**

PREDICATE

**Usage:** `save_addr_actmod(Address)`

(protocol defined) publishes the agent's `Address`.

The predicate is *multifile*.

### 121.4 Documentation on internals (agent\_doc)

#### **module\_address/2:**

PREDICATE

**Usage:** `module_address(Agent, Address)`

(protocol defined) gives the `Address` of `Agent`.

#### **::/2:**

PREDICATE

No further documentation available for this predicate.

#### **self/1:**

PREDICATE

No further documentation available for this predicate.

### 121.5 Other information (agent\_doc)

This package is intended as a sample of how to program agents in Ciao, based on active modules. It probably lacks many features that an agent might need. In particular, it lacks language-independence: it is thought for multi-agent systems where all agents are programmed in Ciao.

You are welcome to add any feature that you may be missing!

#### 121.5.1 Platforms

A platform is an active module which holds connection addresses of agents in a multi-agent system. A protocol is provided which enables the use of platforms: `agent/platformbased`. A suitable platform must be up and running when agents which run under this protocol are started up. The host id and port number (IP address/socket number) of the platform must then be given as arguments to the agents executables. The protocol also allows to give an agent name to the agent upon start-up. A module suitable for a platform can be found in `library(actmods/examples/webbased_server/webbased_server)`.

## 121.6 Known bugs and planned improvements (agent\_doc)

- Currently, the agent has to be compiled explicitly as an active module. The same protocol than in the agent source code must be used for this. Automatic compilation is not working.
- It seems that there are running-ahead problems with threads that prevent to correctly publish agent addresses, sometimes.





## 122 Breadth-first execution

**Author(s):** Daniel Cabeza, Manuel Carro, Manuel Hermenegildo.

This package implements breadth-first execution of predicates. This may be useful in search problems when a proof procedure is needed that will find all solutions (even if it may still loop for some failures). This is in contrast with the default depth-first search, which may loop in some cases even if there are correct answers to a given query. This library is also useful when experimenting with pure programs as well as when teaching logic programming, for illustrating the expected theoretical results that should be expected from the declarative semantics (see for example the slides in <http://www.cliplab.org/proglog>).

It is important to realize, however, that the improved behaviour of breadth first execution comes at a high (exponential!) price in terms of both time and memory. This library allows the programmer to control this overhead by selecting which predicates will be executed in breadth-first mode and which predicates in depth-first mode. More concretely, predicates written with operators '`<-`'/1 (facts) and '`<-`'/2 (clauses) are executed using breadth-first search, while predicates using the standard syntax will be executed depth-first.

The following example implements two versions of a predicate meant to succeed if two nodes of a directed graph are connected. The `chain/2` predicate (which will be executed depth-first) loops without finding the connection between `a` and `d`, while the `bfchain/2` predicate (which will be executed breadth-first) will find the connection correctly:

```
:- module(chain, _, [bf]).

test(bf) :- bfchain(a,d).
test(df) :- chain(a,d). % loops!

bfchain(X,X) <- .
bfchain(X,Y) <- arc(X,Z), bfchain(Z,Y).

chain(X,X).
chain(X,Y) :- arc(X,Z), chain(Z,Y).

arc(a,b).
arc(a,d).
arc(b,c).
arc(c,a).
```

A second package, '`bf/bfall`', allows executing *all* the predicates in a given module in breadth-first mode. In this case, predicates should be written using the standard syntax. This is useful to be able to switch easily between depth-first and breadth-first execution (e.g., for testing purposes) for all predicates in a given module without having to modify the program. The following program (written in standard syntax) runs breadth-first:

```
:- module(chain_bfall, _, ['bf/bfall']).

test :- chain(a,d).

chain(X,X).
chain(X,Y) :- arc(X,Z), chain(Z,Y).

arc(a,b).
arc(a,d).
arc(b,c).
```

```
arc(c,a).
```

There is another version, package `'bf/af'`, which ensures AND-fairness by goal shuffling. This reduces the number of cases in which an execution that is a failure loops instead (infinite failures) at a small additional cost. For example, by using `'bf/af'` the following code correctly answers “no” when executing `test/0`:

```
:- module(sublistapp, [test/0, sublistapp/2], ['bf/af']).

:- push_prolog_flag(unused_pred_warnings, no).

test :- sublistapp([a], [b]).

sublistapp(S, L) <- append(_, S, Y), append(Y, _, L).

append([], L, L) <- .
append([X|Xs], L, [X|Ys]) <- append(Xs, L, Ys).

:- pop_prolog_flag(unused_pred_warnings).
```

There is also a package `'bf/bfall'` which again allows executing *all* the predicates in a given module in breadth-first, and-fair mode, where also all predicates should be written using the standard syntax. This package offers (at a cost, of course) very nice results for many programs, and is used extensively in programming courses by the Ciao developers.

Finally, it should be noted that a separate library, `id`, implements *iterative-deepening* search, which can in many cases be a better alternative to breadth-first search, since it achieves the same improvement in the completeness results in many cases at a greatly reduced execution cost (but the enumeration order of solutions is not as nice, and that is why these packages are very attractive for prototyping and teaching).

## 122.1 Usage and interface (bf\_doc)

- **Library usage:**

```
:- use_package(bf).
```

or

```
:- module(...,...,[bf]).
```
- **New operators defined:**

```
<-/2 [1200,xfx], <-/1 [1200,xf].
```
- **Imports:**
  - *Packages:*

```
prelude, nonpure, assertions.
```

## 122.2 Known bugs and planned improvements (bf\_doc)

- Does not correctly work in user files.

## 123 Iterative-deepening execution

**Author(s):** Rémy Haemmerlé, Manuel Carro, Claudio Vaucheret, Manuel Hermenegildo.

This package applies a *compiling control* technique to implement *depth first iterative deepening* execution [Kor85]. It changes the usual *depth-first* computation rule by *iterative-deepening* on those predicates specifically marked. This is very useful in search problems when a complete proof procedure is needed.

When this computation rule is used, first all goals are expanded only up to a given depth. If no solution is found or more solutions are needed by backtracking, the depth limit is incremented and the whole goal is repeated. Although it might seem that this approach is very inefficient because all higher levels are repeated for the deeper ones, it has been shown that it performs only about  $b/(b - 1)$  times as many operations than the corresponding breadth-first search, (where  $b$  is the branching factor of the proof tree) while the waste of memory is the same as depth first.

The usage is by means of the following directive:

```
:- iterative(Name, FirstCut, Formula).
```

which states that the predicate 'Name' given in functor/arity form will be executed using iterative deepening rule starting at the depth 'FirstCut' with depth being incremented by the predicate 'Formula'. This predicate compute the new depth using the previous one. It must implement a dilating function i.e. the new depth must be greater. For example, to start with depth 5 and increment by 10 you can write:

```
:- iterative(p/1,5,f).
```

```
f(X,Y) :- Y is X + 10.
```

or if you prefer,

```
:- iterative(p/1,5,(_(X,Y):- Y is X + 10)).
```

You can also use a fourth parameter to set a limiting depth. All goals below the given depth limit simply fail. Thus, with the following directive:

```
:- iterative(p/1,5,(_(X,Y):- Y is X + 10),100).
```

all goals deeper than 100 will fail.

An example of code using this package would be:

```
:- module(example_id, _, [id]).
```

```
test(id) :-
```

```
 idchain(a,d).
```

```
test(df) :-
```

```
 chain(a,d). % loops!
```

```
:- iterative(idchain/2, 3, (_(X,Z) :- Z is X + 1)).
```

```
idchain(X,X).
```

```
idchain(X,Y) :-
```

```
 arc(X,Z),
```

```
 idchain(Z,Y).
```

```
chain(X,X).
```

```
chain(X,Y) :-
```

```
 arc(X,Z),
```

```
 chain(Z,Y).
```

```
arc(a,b).
```

```
arc(a,d).
arc(b,c).
arc(c,a).
```

The order of solutions are first the shallower and then the deeper. Solutions which are between two cutoff are given in the usual left to right order. For example,

```
:- module(_,_,[id]).

% All goals deeper than 2 will fail
:- iterative(p/1,0,(_(X,Z) :- Z is X + 1),2).

% Change the solutions' order to goal p(X).
%:- iterative(p/1,1,(_(X,Z) :- Z is X + 3)).

p(X) :- q(X).
p(a).

q(X) :- r(X).
q(b).

r(X) :- s(X).
r(c).

s(d).
```

Another complete proof procedure implemented is the **bf** package ( breadth first execution).

## 123.1 Usage and interface (id\_doc)

- **Library usage:**

```
:- use_package(id).
or
:- module(...,...,[id]).
```
- **Imports:**
  - *Packages:*

```
prelude, nonpure, assertions.
```

## 124 Constraint programming over rationals

**Author(s):** Christian Holzbaur, Daniel Cabeza, Samir Genaim (Meta-programming predicates).

**Note:** This package is currently being adapted to the new characteristics of the Ciao module system. This new version works right now with limitations, but it is under further development at the moment. Use with (lots of) caution.

### 124.1 Usage and interface (clpq\_doc)

- **Library usage:**

```
:- use_package(clpq).
or
:- module(..., ..., [clpq]).
```
- **New operators defined:**

```
=./2 [700,xfx], .<>./2 [700,xfx], .<./2 [700,xfx], .=<./2 [700,xfx], .>./2 [700,xfx], .>=./2 [700,xfx].
```
- **Imports:**
  - *Packages:*

```
prelude, nonpure, assertions.
```

### 124.2 Other information (clpq\_doc)

#### 124.2.1 Some CLP(Q) examples

(Other examples can be found in the source and library directories.)

- 'Reversible' Fibonacci (clpq):

```
:- module(_, [fib/2], []).
:- use_package(clpq).

fib(X,Y):- X .=. 0, Y .=. 0.
fib(X,Y):- X .=. 1, Y .=. 1.
fib(N,F) :-
 N .>. 1,
 N1 .=. N - 1,
 N2 .=. N - 2,
 fib(N1, F1),
 fib(N2, F2),
 F .=. F1+F2.
```
- Matrix multiplication (clpq):

```
:- use_package(clpq).
:- use_module(library(write)).

mmultiply([],_,[]).
```

```

mmultiply([V0|Rest], V1, [Result|Others]):-
 mmultiply(Rest, V1, Others),
 multiply(V1,V0,Result).

multiply([],_,[]).
multiply([V0|Rest], V1, [Result|Others]):-
 multiply(Rest, V1, Others),
 vmul(V0,V1,Result).

vmul([],[],0).
vmul([H1|T1], [H2|T2], Result):-
 vmul(T1,T2, Newresult),
 Result .=. H1*H2+Newresult.

matrix(1,[[1,2,3,4,5],[4,0,-1,5,6],[7,1,-2,8,9],[-1,0,1,3,2],[1,5,-3,2,4]]).
matrix(2,[[3,2,1,0,-1],[-2,1,3,0,2],[1,2,0,-1,5],[1,3,2,4,5],[-5,1,4,2,2]]).

%% Call with: ?- go(M).

go(M):-
 matrix(1,M1),
 matrix(2,M2),
 mmultiply(M1, M, M2).

```

- Queens (clpq):

```

:- use_package(clpq).

queens(N, Qs) :- constrain_values(N, N, Qs), place_queens(N, Qs).

constrain_values(0, _N, []).
constrain_values(N, Range, [X|Xs]) :-
 N .>. 0, X .>. 0, X .=<. Range,
 N1 .=. N - 1,
 constrain_values(N1, Range, Xs), no_attack(Xs, X, 1).

no_attack([], _Queen, _Nb).
no_attack([Y|Ys], Queen, Nb) :-
 Queen .<>. Y+Nb,
 Queen .<>. Y-Nb,
 Nb1 .=. Nb + 1,
 no_attack(Ys, Queen, Nb1).

place_queens(0, _).
place_queens(N, Q) :-
 N > 0, member(N, Q), N1 is N-1, place_queens(N1, Q).

```

## 124.2.2 Meta-programming with CLP(Q)

The implementation of CLP(Q) in Ciao compiles the constraints in the program to a sequence of calls to the underlying constraints solver (at compile-time). This results in efficient implemen-

tation, since the structure of the constraints is processed only at compile-time, but requires the constraints to be known at static time which can be a limitation for metaprogramming-based applications such as static program analyzers. For example, the call:

```
?- X=(A+B), Y=(C-D), X .>. Y.
```

```
no
```

fails because `X .>. Y` is translated first to a sequence of calls that require (when they invoked) `X` and `Y` to be either numbers or free variables. To overcome this limitation, you can use `clp_meta/1` which delays the translation of the constraints from compile-time to run-time (i.e., when `clp_meta/1` is called), For example:

```
?- X=(A+B),Y=(C-D), clp_meta([X .>. Y]).
```

```
X = A+B,
Y = C-D,
C.<.D+A+B ?
```

The argument of `clp_meta/1` accepts a goal or lists of goals, where each goal is limited to conjunctions, disjunctions, or `CLP(Q)` constraints. Other operations on constraints which are extensively used in meta-programming, in particular in static program analysis, are *projection* and *entailment check*. The projection operation restricts the constraints (that are available in the store) to a given set of variables and turns the answer into terms. You can use the multifile predicate `dump_constraints/3` for that purpose:

```
?- A .>. C, C .>. B, dump_constraints([A,B],[X,Y],Cs).
```

```
Cs = [X.>.Y],
C.>.B,
C.<.A ?
```

```
?- C=(B+D), clp_meta([A .>. C, D .>. 0]), dump_constraints([A,B],[X,Y],Cs).
```

```
C = B+D,
Cs = [Y.<.X],
D.<. -B+A,
D.>.0 ?
```

The *entailment check* is used to check if a list of constrains is entailed by the store. You can use the predicate `clp_entailed/1` for that purpose:

```
?- A .>. C, C .>. B, B .>. D, clp_entailed([A .>. B, A .>. D]).
```

```
B.>.D,
C.>.B,
C.<.A ?
```

```
yes
```

```
?- A .>=. B, clp_entailed([A .>. B]).
```

```
no
```



### 124.3 Known bugs and planned improvements (clpq\_doc)

- `clp(Q)` and `clp(R)` cannot be used simultaneously in the same program, or even within the same toplevel session.

## 125 Constraint programming over reals

**Author(s):** Christian Holzbaur, Daniel Cabeza, Samir Genaim (Meta-programming predicates).

**Note:** This package is currently being adapted to the new characteristics of the Ciao module system. This new version now works right now to some extent, but it under further development at the moment. Use with (lots of) caution.

### 125.1 Usage and interface (clpr\_doc)

- **Library usage:**

```
:- use_package(clpr).
or
:- module(...,[clpr]).
```
- **New operators defined:**

```
=./2 [700,xfx], .<./2 [700,xfx], .<./2 [700,xfx], .=<./2 [700,xfx], .>./2 [700,xfx], .>=./2 [700,xfx].
```
- **Imports:**
  - *Packages:*

```
prelude, nonpure, assertions.
```

### 125.2 Other information (clpr\_doc)

#### 125.2.1 Some CLP(R) examples

(Other examples can be found in the source and library directories.)

- 'Reversible' Fibonacci (clpr):

```
:- module(_, [fib/2], []).
:- use_package(clpr).

fib(X,Y):- X .=. 0, Y .=. 0.
fib(X,Y):- X .=. 1, Y .=. 1.
fib(N,F) :-
 N .>. 1,
 N1 .=. N - 1,
 N2 .=. N - 2,
 fib(N1, F1),
 fib(N2, F2),
 F .=. F1+F2.
```

- Dirichlet problem for Laplace's equation (clpr):

```
%
% Solve the Dirichlet problem for Laplace's equation using
```

```

% Leibman's five-point finit-differenc approximation.
% The goal ?- go1 is a normal example, while the goal ?- go2
% shows output constraints for a small region where the boundary conditions
% are not specified.
%
:- use_package(clpq).
:- use_module(library(format)).

laplace([_, _]).
laplace([H1, H2, H3|T]):-
 laplace_vec(H1, H2, H3),
 laplace([H2, H3|T]).

laplace_vec([_, _], [_, _], [_, _]).
laplace_vec([_TL, T, TR|T1], [ML, M, MR|T2], [_BL, B, BR|T3]):-
 B + T + ML + MR - 4 * M .=. 0,
 laplace_vec([T, TR|T1], [M, MR|T2], [B, BR|T3]).

printmat([]).
printmat([H|T]):-
 printvec(H),
 printmat(T).

printvec([]):- nl.
printvec([H|T]):-
 printrat(H),
 printvec(T).

printrat(rat(N,D)) :- !,
 X is N/D,
 format(" ~2f",X).
printrat(N) :-
 X is N*100,
 format(" ~2d",X).

go1:-
 X = [
 [0, 0, 0, 0, 0, 0, 0, 0, 0, 0, 0],
 [100, -, -, -, -, -, -, -, -, -, 100],
 [100, -, -, -, -, -, -, -, -, -, 100],
 [100, -, -, -, -, -, -, -, -, -, 100],
 [100, -, -, -, -, -, -, -, -, -, 100],
 [100, -, -, -, -, -, -, -, -, -, 100],
 [100, -, -, -, -, -, -, -, -, -, 100],
 [100, -, -, -, -, -, -, -, -, -, 100],
 [100, -, -, -, -, -, -, -, -, -, 100],
 [100, -, -, -, -, -, -, -, -, -, 100],
 [100, 100, 100, 100, 100, 100, 100, 100, 100, 100, 100]
],
 laplace(X),
 printmat(X).

```

```

% Answer:
% 0.00 0.00 0.00 0.00 0.00 0.00 0.00 0.00 0.00 0.00 0.00 0.00
% 100.00 51.11 32.52 24.56 21.11 20.12 21.11 24.56 32.52 51.11 100.00
% 100.00 71.91 54.41 44.63 39.74 38.26 39.74 44.63 54.41 71.91 100.00
% 100.00 82.12 68.59 59.80 54.97 53.44 54.97 59.80 68.59 82.12 100.00
% 100.00 87.97 78.03 71.00 66.90 65.56 66.90 71.00 78.03 87.97 100.00
% 100.00 91.71 84.58 79.28 76.07 75.00 76.07 79.28 84.58 91.71 100.00
% 100.00 94.30 89.29 85.47 83.10 82.30 83.10 85.47 89.29 94.30 100.00
% 100.00 96.20 92.82 90.20 88.56 88.00 88.56 90.20 92.82 96.20 100.00
% 100.00 97.67 95.59 93.96 92.93 92.58 92.93 93.96 95.59 97.67 100.00
% 100.00 98.89 97.90 97.12 96.63 96.46 96.63 97.12 97.90 98.89 100.00
% 100.0 100.0 100.0 100.0 100.0 100.0 100.0 100.0 100.0 100.0 100.0

go2([B31, M32, M33, B34, B42, B43, B12, B13, B21, M22, M23, B24]) :-
 laplace([
 [_B11, B12, B13, _B14],
 [B21, M22, M23, B24],
 [B31, M32, M33, B34],
 [_B41, B42, B43, _B44]
]).

% Answer:
%
% B34.=. -4*M22+B12+B21+4*M33-B43,
% M23.=. 4*M22-M32-B12-B21,
% B31.=. -M22+4*M32-M33-B42,
% B24.=. 15*M22-4*M32-4*B12-4*B21-M33-B13 ?

```

## 125.2.2 Meta-programming with CLP(R)

see Section 124.2.2 [Meta-programming with CLP(Q)], page 622

## 125.3 Known bugs and planned improvements (clpr\_doc)

- clp(Q) and clp(R) cannot be used simultaneously in the same program, or even within the same toplevel session.



## 126 Fuzzy Prolog

**Author(s):** Claudio Vaucheret, Sergio Guadarrama, Francisco Bueno.

This package implements an extension of prolog to deal with uncertainty. We implement a fuzzy prolog that models interval-valued fuzzy logic. This approach is more general than other fuzzy prologs in two aspects:

1. Truth values are sub-intervals on  $[0,1]$ . In fact, it could be a finite union of sub-intervals, as we will see below. Having a unique truth value is a particular case modeled with a unitary interval.
2. Truth values are propagated through the rules by means of a set of *aggregation operators*. The definition of an *aggregation operator* is a generalization that subsumes conjunctive operators (triangular norms as min, prod, etc.), disjunctive operators (triangular co-norms as max, sum, etc.), average operators (averages as arithmetic average, cuasi-linear average, etc.) and hybrid operators (combinations of previous operators).

We add uncertainty using CLP(R) instead of implementing a new fuzzy resolution as other fuzzy prologs. In this way, we use the original inference mechanism of Prolog, and we use the constraints and its operations provided by CLP(R) to handle the concept of partial truth. We represent intervals as constraints over real numbers and *aggregation operators* as operations with constraints.

Each fuzzy predicate has an additional argument which represents its truth value. We use “:~” instead of “:-” to distinguish fuzzy clauses from prolog clauses. In fuzzy clauses, truth values are obtained via an aggregation operator. There is also some syntactic sugar for defining fuzzy predicates with certain membership functions, the fuzzy counterparts of crisp predicates, and the fuzzy negation of a fuzzy predicate.

## 126.1 Usage and interface (fuzzy\_doc)

- **Library usage:**

```
:- use_package(fuzzy).
or
:- module(...,...,[fuzzy]).
```
- **Exports:**
  - *Predicates:*

```
:/2, fuzzy_predicate/1, fuzzy/1, fnot/1, :~/2, =>/4.
```
  - *Properties:*

```
fuzzybody/1.
```
  - *Regular Types:*

```
faggregator/1.
```
- **New operators defined:**

```
:~/2 [1200,xfx], :~/1 [1200,xf], :=/2 [1200,xfx], :=/1 [1200,xf], :#/2 [1200,xfx], =>/1
[1175,fx], fnot/1 [1150,fx], aggr/1 [1150,fx], ##/2 [1120,xfy], <#/2 [1120,xfy], #>/2
[1120,xfy], fuzzy/1 [1150,fx], fuzzy_predicate/1 [1190,fx], fuzzy_discrete/1 [1190,fx].
```
- **New declarations defined:**

```
aggr/1.
```
- **Imports:**
  - *Packages:*

```
prelude, nonpure, assertions, regtypes.
```

## 126.2 Documentation on new declarations (fuzzy\_doc)

**aggr/1:** DECLARATION  
**(True) Usage:** `:- aggr(Name).`  
 Declares `Name` an aggregator. Its binary definition has to be provided. For example:  

```
:- aggr myaggr.

myaggr(X,Y,Z):- Z .=. X*Y.
```

 defines an aggregator identical to `prod`.  
 – *The following properties hold at call time:*  
`Name` is an atomic term (an atom or a number). (basic\_props:constant/1)

## 126.3 Documentation on exports (fuzzy\_doc)

**:/2:** PREDICATE  
**(True) Usage:** `:(Name,Decl)`  
 Defines fuzzy predicate `Name` from the declaration `Decl`.  
 – *The following properties hold upon exit:*  
`Name` is a `Name/Arity` structure denoting a predicate name:

```

predname(P/A) :-
 atm(P),
 nnegint(A).

```

(basic\_props:predname/1)

Decl is one of the following three:

```

fuzzydecl(fuzzy_predicate(_)).
fuzzydecl(fuzzy(_)).
fuzzydecl(fnot(_)).

```

(user(/home/ciaobot/ciaobot-data/pm\_ubuntu/source/master/CiaoDE/ciao/library/fuzzy/fuzzy\_doc):fuzzydecl/1)■

**fuzzy\_predicate/1:**

PREDICATE

**(True) Usage:** fuzzy\_predicate(Domain)

Defines a fuzzy predicate with piecewise linear continuous membership function. This is given by *Domain*, which is a list of pairs of domain-truth values, in increasing order and exhaustive. For example:

```

young :# fuzzy_predicate([(0,1), (35,1), (45,0), (120,0)]).

```

defines the predicate:

```

young(X,1):- X .>=. 0, X .<. 35.
young(X,M):- X .>=. 35, X .<. 45, 10*M .=. 45-X.
young(X,0):- X .>=. 45, X .=<. 120.

```

– *The following properties should hold at call time:*

Domain is a list.

(basic\_props:list/1)

**fuzzy/1:**

PREDICATE

**(True) Usage:** fuzzy(Name)

Defines a fuzzy predicate as the fuzzy counterpart of a crisp predicate *Name*. For example,

```

p_f :# fuzzy p/2

```

defines a new fuzzy predicate *p\_f/3* (the last argument is the truth value) with truth value equal to 0 if *p/2* fails and 1 otherwise.

– *The following properties should hold at call time:*

Name is a Name/Arity structure denoting a predicate name:

```

predname(P/A) :-
 atm(P),
 nnegint(A).

```

(basic\_props:predname/1)

**fnot/1:**

PREDICATE

**(True) Usage:** fnot(Name)

Defines a fuzzy predicate as the fuzzy negation of another fuzzy predicate *Name*. For example,

```

notp_f :# fnot p_f/3

```

defines the predicate:



```
notp_f(X,Y,M) :-
 p_f(X,Y,Mp),
 M .=. 1 - Mp.
```

- *The following properties should hold at call time:*

Name is a Name/Arity structure denoting a predicate name:

```
predname(P/A) :-
 atm(P),
 nnegint(A).
```

(basic\_props:predname/1)

**:~/2:**

PREDICATE

**(True) Usage:** :~(Head,Body)

Defines a fuzzy clause for a fuzzy predicate. The clause contains calls to either fuzzy or crisp predicates. Calls to crisp predicates are automatically fuzzified. The last argument of Head is the truth value of the clause, which is obtained as the aggregation of the truth values of the body goals. An example:

```
:- module(young2,_,[fuzzy]).
```

```
young_couple(X,Y,Mu) :~ min
 age(X,X1),
 age(Y,Y1),
 young(X1,MuX),
 young(Y1,MuY).
```

```
age(john,37).
age(rose,39).
```

```
young :# fuzzy_predicate([(0,1),(35,1),(45,0),(120,0)]).
```

so that:

```
?- young_couple(john,rose,M).
```

```
M .=. 0.6 ?
```

- *The following properties should hold at call time:*

Head is a term which represents a goal, i.e., an atom or a structure. (basic\_props:callable/1)

Body

is a clause body plus an optional aggregation operator. (user(/home/ciaobot/ciaobot-data/pm\_ubuntu/source/master/CiaoDE/ciao/library/fuzzy/fuzzy\_doc):fuzzybody/1)■

**fuzzybody/1:**

PROPERTY

A clause body, optionally prefixed by the name of an aggregation operator. The aggregators currently provided are listed under `fagggregator/1`. By default, the aggregator used is `min`.

**(True) Usage:** fuzzybody(B)

B is a clause body plus an optional aggregation operator.

**faggregator/1:**

REGTYPE

The first three are, respectively, the T-norms: minimum, product, and Lukasiewicz's. The last three are their corresponding T-conorms. Aggregators can be defined by the user, see `aggr/1`.

```
faggregator(min).
faggregator(prod).
faggregator(luka).
faggregator(max).
faggregator(dprod).
faggregator(dluka).
```

**Usage:** `faggregator(Aggr)`

`Aggr` is an aggregator which is cumulative, i.e., its application to several values by iterating pairwise the binary operation is safe.

**=>/4:**

PREDICATE

**(True) Usage:** `=>(Aggr,A,B,Truth)`

The fuzzy implication  $A \Rightarrow B$  defined by aggregator `Aggr`, resulting in the truth value `Truth`.

– *The following properties should hold at call time:*

`Aggr` is an aggregator which is cumulative, i.e., its application to several values by iterating pairwise the binary operation is safe. (user(/home/ciaobot/ciaobot-data/pm\_ubuntu/source/master/CiaoDE/ciao/library/fuzzy/fuzzy\_doc):faggregator/1)■

`A` is a term which represents a goal, i.e., an atom or a structure. (basic\_props:callable/1)

`B` is a term which represents a goal, i.e., an atom or a structure. (basic\_props:callable/1)

`Truth` is a free variable. (term\_typing:var/1)

**126.4 Other information (fuzzy\_doc)**

An example program:

```
:- module(dicesum5,_,[fuzzy]).

% this example tries to measure which is the possibility
% that a couple of values, obtained throwing two loaded dice, sum 5. Let
% us suppose we only know that one die is loaded to obtain a small value
% and the other is loaded to obtain a large value.
%
% the query is ? sum(5,M)
%

small :# fuzzy_predicate([(1,1),(2,1),(3,0.7),(4,0.3),(5,0),(6,0)]).
large :# fuzzy_predicate([(1,0),(2,0),(3,0.3),(4,0.7),(5,1),(6,1)]).

die1(X,M) :~
 small(X,M).

die2(X,M) :~
```

```
large(X,M).

two_dice(X,Y,M):~ prod
 die1(X,M1),
 die2(Y,M2).

sum(2,M) :~
 two_dice(1,1,M1).

sum(5,M) :~ dprod
 two_dice(4,1,M1),
 two_dice(1,4,M2),
 two_dice(3,2,M3),
 two_dice(2,3,M4).
```

There are more examples in the subdirectory `fuzzy/examples` of the distribution.

## 126.5 Known bugs and planned improvements (fuzzy\_doc)

- General aggregations defined by users.
- Inconsistent behaviour of meta-calls in fuzzy clauses.
- Some meta-predicate constructions need be added, specially for 'disjunctive' fuzzy clauses, e.g., `sum/2` in the dice example.

## 127 Object Oriented Programming

**Author(s):** Angel Fernandez Pineda.

O’Ciao is a set of libraries which allows object-oriented programming in Ciao Prolog. It extends the Ciao Prolog module system by introducing two new concepts:

- Inheritance.
- Instantiation.

*Polymorphism* is the third fundamental concept provided by object oriented programming. This concept is not mentioned here since **traditional PROLOG systems are polymorphic by nature**.

Classes are declared in the same way as modules. However, they may be enriched with inheritance declarations and other object-oriented constructs. For an overview of the fundamentals of O’Ciao, see <http://www.clip.dia.fi.upm.es/~clip/papers/ociao-tr.ps.gz>. However, we will introduce the concepts in a tutorial way via examples.

### 127.1 Early examples

The following one is a very simple example which declares a class – a simple stack. Note that if you replace *class/1* declaration with a *module/1* declaration, it will compile correctly, and can be used as a normal Prolog module.

```
%%-----%%
%% A class for stacks. %%
%%-----%%

%% Class declaration: the current source defines a class.
:- class(stack, [], []).

% State declaration: storage/1 is an attribute.
:- dynamic storage/1.

% Interface declaration: the following predicates will
% be available at run-time.
:- export(push/1).
:- export(pop/1).
:- export(top/1).
:- export(is_empty/0).

% Methods

push(Item) :-
 nonvar(Item),
 asserta_fact(storage(Item)).

pop(Item) :-
 var(Item),
 retract_fact(storage(Item)).

top(Top) :-
 storage(Top), !.
```

```
is_empty :-
 storage(_), !, fail.
is_empty.
```

If we load this code at the Ciao toplevel shell:

```
?- use_package(objects).

yes
?- use_class(library('class/examples/stack')).

yes
?-
```

we can create two stack *instances* :

```
?- St1 new stack,St2 new stack.

St1 = stack('9254074093385163'),
St2 = stack('9254074091') ? ,
```

and then, we can operate on them separately:

```
1 ?- St1:push(8),St2:push(9).

St1 = stack('9254074093385163'),
St2 = stack('9254074091') ?

yes
1 ?- St1:top(I),St2:top(K).

I = 8,
K = 9,
St1 = stack('9254074093385163'),
St2 = stack('9254074091') ?

yes
1 ?-
```

The interesting point is that there are two stacks. If the previous example had been a normal module, we would have a stack , but **only one** stack.

The next example introduces the concepts of *inheritable* predicate, *constructor*, *destructor* and *virtual method*. Refer to the following sections for further explanation.

```
%%-----%%
%% A generic class for item storage. %%
%%-----%%
:- class(generic).

% Public interface declaration:
:- export([set/1,get/1,callme/0]).

% An attribute
:- data datum/1.

% Inheritance declaration: datum/1 will be available to
% descendant classes (if any).
```

```

:- inheritable(datum/1).

% Attribute initialization: attributes are easily initialized
% by writing clauses for them.
datum(none).

% Methods

set(X) :-
 type_check(X),
 set_fact(datum(X)).

get(X) :-
 datum(X).

callme :-
 a_virtual(IMPL),
 display(IMPL),
 display(' implementation of a_virtual/0 '),
 nl.

% Constructor: in this case, every time an instance
% of this class is created, it will display a message.
generic :-
 display(' generic class constructor '),
 nl.

% Destructor: analogous to the previous constructor,
% it will display a message every time an instance
% of this class is eliminated.
destructor :-
 display(' generic class destructor '),
 nl.

% Predicates:
% cannot be called as messages (X:method)

% Virtual declaration: tells the system to use the most
% descendant implementation of a_virtual/1 when calling
% it from inside this code (see callme/0).
% If there is no descendant implementation for it,
% the one defined below will be used.
:- virtual a_virtual/1.

a_virtual(generic).

:- virtual type_check/1.

type_check(X) :-
 nonvar(X).

```

And the following example, is an extension of previous class. This is performed by establishing an inheritance relationship:

```

%%-----%%
%% This class provides additional functionality %%
%% to the "generic" class. %%
%%-----%%
:- class(specific).

% Establish an inheritance relationship with class "generic".
:- inherit_class(library('class/examples/generic')).

% Override inherited datum/1.
% datum/1 is said to be overridden because there are both an
% inherited definition (from class "generic") and a local one,
% which overrides the one inherited.
:- data datum/1.
:- inheritable datum/1.

% Extend the public interface inherited from "generic".
% note that set/1 and a_virtual/0 are also overridden.
% undo/0 is a new functionality added.
:- export([set/1,undo/0]).

% Methods

set(Value) :-
 inherited datum(OldValue),
 !,
 inherited set(Value),
 asserta_fact(datum(OldValue)).
set(Value) :-
 inherited set(Value).

undo :-
 retract_fact(datum(Last)), !,
 asserta_fact(inherited(datum(Last))).
undo :-
 retractall_fact(inherited(datum(_))).

% Constructor
specific :-
 generic,
 retractall_fact(inherited(datum(_))),
 display(' specific class constructor '),
 nl.

% Destructor
destructor :-
 display(' specific class destructor '),
 nl.

```

```

% Predicates

% New implementation of a_virtual/1.
% Since this predicate was declared virtual, the
% implementation below will be called from the inherited
% method callme/0 instead of the version defined at "generic".
a_virtual(specific).

```

**Additional examples** may be found on the *library/class/examples* directory relative to your Ciao Prolog instalation.

## 127.2 Recommendations on when to use objects

We would like to give some advice in the use of object oriented programming, in conjunction with the declarative paradigm.

You should reconsider using O'Ciao in the following cases:

- The pretended "objects" have no state, i.e., no data or dynamic predicates. In this case, a normal module will suffice.
- There is state, but there will be only one instance of a pretended class. Again, a module suffices.
- The "objects" are data structures (list, trees, etc) already supported by Prolog. However, it does make sense to model, using objects, data structures whose change implies a side-effect such as drawing a particular window on the screen.

We recommend the usage of O'Ciao in the following cases:

- You feel you will need to have several copies of a "module".
- Local copies of a module are needed instead of a global module being modified by several ones.
- The "classes" are a representation of external entities to Prolog. For example: the X-Window system.
- There is state or code outside the Prolog system which needs to be manipulated. For example: interfaces to Java or Tcl/Tk code.
- You are not familiar with Prolog, but you know about object oriented programming. O'Ciao may be used as a learning tool to introduce yourself on the declarative programming paradigm.

## 127.3 Limitations on object usage

O'Ciao run-time speed is limited by the usage of meta-programming structures, for instance: `X = (Object:mymethod(25)), call(X)`. O'Ciao will optimize static manipulation of objects (those that can be determined at compile time).





## 128 Declaring classes and interfaces

**Author(s):** Angel Fernandez Pineda.

O’Ciao classes are declared in the same way as traditional prolog modules. The general mechanism of *source expansion* will translate object-oriented declarations to normal prolog code. This is done transparently to the user.

Abstract *interfaces* are restricted classes which declare exported predicates with no implementation. The implementation itself will be provided by some class using an `implements/1` declaration. Only `export/1` and `data/1` declarations are allowed when declaring an interface. Normal classes may be treated as interfaces just ignoring all exported predicate implementations.

### 128.1 Usage and interface (class\_doc)

- **Library usage:**

To declare a class the compiler must be told to use the `class source expansion`. To do so, source code must start with a module declaration which loads the class package:

```
:- class(ClassName).
```

or a `module/3` declaration, as follows:

```
:- module(ClassName, [], [class]).
```

interfaces are declared in a similar way:

```
:- interface(InterfaceName).
```

Please, do not use SICStus-like module declaration, with a non-empty export list. In other case, some non-sense errors will be reported by normal Ciao module system.

Most of the regular Ciao declarations may be used when defining a class, such as `concurrent/1`, `dynamic/1`, `discontiguous/1`, `multifile/1`, and so on.

However, there are some restrictions which apply to those declarations:

- `meta_predicate/1` declaration is not allowed to hold *addmodule and pred(N) meta-arguments*, except for previously declared multifiles.
- Attribute and multifile predicates must be declared before any clause of the related predicate.
- There is no sense in declaring an attribute as meta-predicate.

It is a good practice to put all your declarations at the very beginning of the file, just before the code itself.

- **Exports:**

- *Predicates:*

```
inherited/1, self/1, constructor/0, destructor/0.
```

- **New declarations defined:**

```
export/1, public/1, inheritable/1, data/1, dynamic/1, concurrent/1, inherit_class/1, implements/1, virtual/1.
```

- **Imports:**

- *System library modules:*

```
objects/objects_rt.
```

- *Packages:*

```
prelude, nonpure, assertions.
```

## 128.2 Documentation on new declarations (`class_doc`)

### `export/1`: DECLARATION

Declares a method or attribute to be part of the *public interface*.

The public interface is the set of predicates which will be accessible from any code establishing an usage relationship with this class (see `use_class/1` for further information).

Publishing an attribute or method is very similar to *exporting* a predicate in a Prolog module.

Whether an inherited and exported predicate is overridden, it must be explicitly exported again.

An inherited (but not exported) predicate may become exported, without overriding it by the usage of this declaration.

**Usage:** `:- export(Spec).`

`Spec` will be part of the public (exported) interface.

- *The following properties should hold at call time:*

`Spec` is a method or attribute specification. (objects\_rt:method\_spec/1)

### `public/1`: DECLARATION

Just an alias for `export/1`.

**Usage:** `:- public(Spec).`

This declaration may be used instead of `export/1`.

- *The following properties should hold at call time:*

`Spec` is a method or attribute specification. (objects\_rt:method\_spec/1)

### `inheritable/1`: DECLARATION

Declares a method or attribute to be inherited by descendant classes. Notice that all **public predicates are inheritable by default**. There is no need to mark them as inheritable.

Traditionally, object oriented languages makes use of the *protected* concept. `Inheritable/1` may be used as the same concept.

The set of inheritable predicates is called the *inheritable interface*.

**Usage:** `:- inheritable(MethodSpec).`

`MethodSpec` is accessible to descendant classes.

- *The following properties should hold at call time:*

`MethodSpec` is a method or attribute specification. (objects\_rt:method\_spec/1)

### `data/1`: DECLARATION

Declares an *attribute* at current class. Attributes are used to build the internal state of instances. So, each instance will own a particular copy of those attribute definitions. In this way, one instance may have different state from another.

O’Ciao attributes are restricted to hold simple facts. It is not possible to hold a Head :- Body clause at an instance attribute.

Notice that attributes are *multi-evaluated* by nature, and may be manipulated by the habitual **assert/retract** family of predicates.

Attributes may also be initialized. In order to do so, simply put some clauses after the attribute definition. Each time an instance is created, its initial state will be built from those *initialization clauses*.

Note: whether a `data/1` declaration appears inside an interface, it will be automatically exported.

**Usage:** `:- data Spec.`

`Spec` is an attribute.

- *The following properties should hold at call time:*

`Spec` is a method or attribute specification. (objects\_rt:method\_spec/1)

### **dynamic/1:**

DECLARATION

Just an alias for `data/1`.

**Usage:** `:- dynamic Spec.`

You may use this declaration instead of `data/1`.

- *The following properties should hold at call time:*

`Spec` is a method or attribute specification. (objects\_rt:method\_spec/1)

### **concurrent/1:**

DECLARATION

Declares a *concurrent attribute* at current class. Concurrent attributes are just the same as normal attributes, those declared using `data/1`, except for they may freeze the calling thread instead of failing when no more choice points are remaining on the concurrent attribute.

In order to get more information about concurrent behavior take a look to the `concurrent/1` built-in declaration on Ciao Prolog module system.

**Usage:** `:- concurrent Spec.`

Declares `Spec` to be a concurrent attribute.

- *The following properties should hold at call time:*

`Spec` is a method or attribute specification. (objects\_rt:method\_spec/1)

### **inherit\_class/1:**

DECLARATION

Makes any public and/or inheritable predicate at inherited class to become accesible by any instance derived from current class.

Inherited class is also called the *super class*.

Only one `inherit_class/1` declaration is allowed to be present at current source.

Notice that inheritance is public by default. Any public and/or inheritable declaration will remain the same to descendant classes. However, any inherited predicate may be *overriden* (redefined).

A predicate is said to be *overriden* when it has been inherited from super class, but there are clauses (or a `data/1` declaration) present at current class for such a predicate.

Whether a **public** predicate is overriden, the local definition must also be exported, otherwise an error is reported.

Whether an **inheritable** predicate (not public) is overriden, the local definition must also be marked as inheritable or exported, otherwise an error is also reported.

Note: whether `inherit_class/1` appears inside an interface, it will be used as an `implements/1` declaration.

**Usage:** `:- inherit_class(Source).`

Establish an *inheritance relationship* between current class and the class defined at `Source` file.

– *The following properties should hold at call time:*

`Source` is a valid path to a prolog file containing a class declaration (without `.pl` extension). (objects\_rt:class\_source/1)

### **implements/1:** DECLARATION

Forces current source to provide an implementation for the given interface file. Such interface file may declare another class or a specific interface.

Every public predicate present at given interface file will be automatically declared as public at current source, so you **must** provide an implementation for such predicates.

The effect of this declaration is called *interface inheritance*, and there is no restriction on the number of `implements/1` declarations present at current code.

**Usage:** `:- implements(Interface).`

Current source is supposed to provide an implementation for `Interface`.

– *The following properties should hold at call time:*

`Interface` is a valid path to a prolog file containing a class declaration or an interface declaration (without `.pl` extension). (objects\_rt:interface\_source/1)

### **virtual/1:** DECLARATION

This declaration may be used whenever descendant classes are to implement different versions of a given predicate.

*virtual* predicates give a chance to handle, in an uniform way, different implementations of the same functionality.

Whether a virtual predicate is declared as a method, there must be at least one clause of it present at current source. Whenever no special implementation is needed at current class, a never-fail/always-fail clause may be defined (depending on your needs). For example:

```
:- virtual([test1/1 , test2/2]).
test1(_).
test2(_,_) :- fail.
```

This kind of virtual methods are also known as *abstract methods*, since implementation is fully delegated to descendant classes.

An attribute may be also declared as a virtual one, but there is no need to write clauses for it.

**Usage:** `:- virtual(VirtualMethodSpec).`

All calls to `VirtualMethodSpec` predicate in current source will use the most descendant implementation of it.

– *The following properties should hold at call time:*

`VirtualMethodSpec` is a method specification. (objects\_rt:virtual\_method\_spec/1)

### 128.3 Documentation on exports (class\_doc)

#### **inherited/1:**

PREDICATE

This predicate qualifier may be used whenever you need to reference an attribute or method on the super class.

Since methods and attributes may be redefined, this qualifier is need to distinguish between a locally declared predicate and the inherited one, which has the same name.

There is no need to use inherited/1 if a particular inherited predicate has not been redefined at current class.

**Usage:** `inherited(Goal)`

References a given `Goal` at the super class

- *The following properties should hold at call time:*

`Goal` is a term which represents a goal, i.e., an atom or a structure. (basic\_props:callable/1)

#### **self/1:**

PREDICATE

Determines which instance is currently executing self/1 goal.

Predicate will fail if argument is not a free variable. Otherwise, it will allways succeed, retrieving the instance identifier which is executing current code.

This functionality is very usefull since an object must have knowledge of other object's identifier in order to send messages to it. For example:

```
:- concurrent ack/0.
```

```
send_data_to_object(Data,Obj) :- self(X), Obj:take_this(Data,X), current_fact(ack).
```

```
acknowledge :- asserta_fact(ack).
```

```
take_this(Data,Sender) :- validate_data(Data), Sender:acknowledge.
```

**Usage:** `self(Variable)`

Retrieves current instance identifier in `Variable`

- *The following properties should hold at call time:*

`Variable` is a free variable. (term\_typing:var/1)

- *The following properties should hold upon exit:*

`Variable` is an unique term which identifies an object. (objects\_rt:instance\_id/1)

#### **constructor/0:**

PREDICATE

A *constructor* is a special case of method which complains the following conditions:

- The constructor functor matches the current class name.
- A constructor may hold any number of arguments.
- If an inheritance relationship was defined, an inherited constructor must be manually called (see below).
- When instance creation takes place, any of the declared constructors are implicitly called. The actual constructor called depends on the `new/2` goal specified by the user.

This is a simple example of constructor declaration for the foo class:

```
foo :-
 display('an instance was born').
```

Constructor declaration is not mandatory, and there may be more than one constructor declarations (with different arity) at the source code.

This functionality is useful when some computation is needed at instance creation. For example: opening a socket, clearing the screen, etc.

Whenever an inheritance relationship is established, and there is any constructor defined at the super class, you must call manually an inherited constructor. Here is an example:

```
:- class(foo).
:- inherit_class(myclass).
```

```
foo :-
 myclass(0),
 display('an instance was born').
```

```
foo(N) :- myclass(N).
```

Consequences may be unpredictable, if you forget to call an inherited constructor. You should also take care not to call an inherited constructor twice.

All defined constructors are inheritable by default. A constructor may also be declared as public (by the user), but it is not mandatory.

**Usage:**

Constructors are implicitly declared

### destructor/0:

PREDICATE

A *destructor* is a special case of method which will be automatically called when instance destruction takes place.

A destructor will never be wanted to be part of the public interface, and there is no need to mark them as inheritable, since all inherited destructors are called by O'Ciao just before yours.

This is a simple example of destructor declaration:

```
destructor :-
 display('goodbye, cruel world!!!').
```

Destructor declaration is not mandatory. Failure or success of destructors will be ignored by O'Ciao, and they will be called only once.

This functionality is useful when some computation is needed at instance destruction. For example: closing an open file.

**Usage:**

Destructors are implicitly declared

## 128.4 Other information (class\_doc)

This describes the errors reported when declaring a class or an interface. The first section will explain compile-time errors, this is, any semantic error which may be determined at compile time. The second section will explain run-time errors, this is, any exception that may be raised by the incorrect usage of O'Ciao. Some of those errors may be not reported at compile time, due to the use of meta-programmatical structures. For example:

```
functor(X,my_method,0),call(X).
```

O'Ciao is not able to check whether `my_method/0` is a valid method or not. So, this kind of checking is left to run time.

### 128.4.1 Class and Interface error reporting at compile time

- **ERROR : multiple inheritance not allowed.**

There are two or more `inherit_class/1` declarations found at your code. Only one declaration is allowed, since there is no multiple code inheritance support.

- **ERROR : invalid inheritance declaration.**

The given parameter to `inherit_class/1` declaration is not a valid path to a Prolog source.

- **ERROR : sorry, addmodule meta-arg is not allowed at  $F/A$ .**

You are trying to declare  $F/A$  as meta-predicate, and one of the meta-arguments is *addmodule*. This is not allowed in O’Ciao due to implementation restrictions. For example:

```
:- meta_predicate example(addmodule).
example(X,FromModule) :- call(FromModule:X).
```

- **ERROR : invalid attribute declaration for  $Arg$ .**

Argument to `data/1` or `dynamic/1` declaration is not a valid predicate specification of the form *Functor/Arity*. For example:

```
:- data attr.
:- dynamic attr(_).
:- data attr/m.
```

etc,etc...

- **ERROR : pretended attribute  $F/A$  was assumed to be a method.**

You put some clauses of  $F/A$  before the corresponding `data/1` or `dynamic/1` declaration. For example:

```
attr(initial_value).
:- data attr/1.
```

It is a must to declare attributes before any clause of the given predicate.

- **ERROR : destructor/0 is not allowed to be an attribute.**

There is a `:- data(destructor/0)` or `:- dynamic(destructor/0)` declaration in your code. This is not allowed since `destructor/0` is a reserved predicate, and must be always a method.

- **ERROR : *Constructor* is not allowed to be an attribute.**

As the previous error, you are trying to declare a constructor as an attribute. A constructor must be always a method.

- **ERROR : invalid multifile: destructor/0 is a reserved predicate.**

There is a `:- multifile(destructor/0)` declaration in your code. This is not allowed since `destructor/0` is a reserved predicate, and must be always a method.

- **ERROR : invalid multifile: *Constructor* is a reserved predicate.**

As the previous error, you are trying to declare a constructor as a multifile. Any constructor must always be a method.

- **ERROR : multifile declaration of  $F/A$  ignored: it was assumed to be a method.**

You put some clauses of  $F/A$  before the corresponding `multifile/1` declaration. For example:

```
example(a,b).
:- multifile example/2.
```

Multifile predicates must be declared before any clause of the given predicate.

- **ERROR : invalid multifile declaration: multifile( $Arg$ ).**

Given argument to `multifile/1` declaration is not a valid predicate specification, of the form *Functor/Arity*.



- **ERROR : invalid public declaration:** *Arg*.  
 Given argument *Arg* to public/1 or export/1 declaration is not a valid predicate specification, of the form *Functor/Arity*.
- **ERROR : invalid inheritable declaration:** *inheritable(Arg)*.  
 Given argument *Arg* to inheritable/1 declaration is not a valid predicate specification, of the form *Functor/Arity*.
- **ERROR : destructor/0 is not allowed to be virtual.**  
 There is a :- virtual(destructor/0) declaration present at your code. Destructors and/or constructors are not allowed to be virtual.
- **ERROR : Constructor is not allowed to be virtual.**  
 As the previous error, you are trying to declare a constructor as virtual. This is not allowed.
- **ERROR : invalid virtual declaration:** *virtual(Arg)*.  
 Given argument to virtual/1 declaration is not a valid predicate specification, of the form *Functor/Arity*.
- **ERROR : clause of *F/A* ignored : only facts are allowed as initial state.**  
 You declared *F/A* as an attribute, then you put some clauses of that predicate in the form *Head :- Body*. For example:  

```
:- data my_attribute/1.
my_attribute(X) :- X>=0 , X<=2.
```

 This is not allowed since attributes are assumed to hold simple facts. The correct usage for those *initialization clauses* is:  

```
:- data my_attribute/1.
my_attribute(0).
my_attribute(1).
my_attribute(2).
```
- **ERROR : multifile *F/A* is not allowed to be public.**  
 The given *F/A* predicate is both present at multifile/1 and public/1 declarations. For example:  

```
:- public(p/1).
:- multifile(p/1).
```

 This is not allowed since multifile predicates are not related to Object Oriented Programming.
- **ERROR : multifile *F/A* is not allowed to be inheritable.**  
 Analogous to previous error.
- **ERROR : multifile *F/A* is not allowed to be virtual.**  
 Analogous to previous error.
- **ERROR : virtual *F/A* must be a method or attribute defined at this class.**  
 There is a virtual/1 declaration for *F/A*, but there is not any clause of that predicate nor a data/1 declaration. You must declare at least one clause for every virtual method. Virtual attributes does not require any clause but a data/1 declaration must be present.
- **ERROR : implemented interface *Module* is not a valid interface.**  
 There is an implements/1 declaration present at your code where given *Module* is not declared as class nor interface.
- **ERROR : predicate *F/A* is required both as method (at *Itf1* interface) and attribute (at *Itf2* interface).**  
 There is no chance to give a correct implementation for *F/A* predicate since *Itf1* and *Itf2* interfaces require different definitions. To avoid this error, you must remove one of the related implements/1 declaration.

- **ERROR : inherited *Source* must be a class.**

There is an `:- inherit_class(Source)` declaration, but that source was not declared as a class.

- **ERROR : circular inheritance: *Source* is not a valid super-class.**

Establishing an inheritance relationship with *Source* will cause current class to be present twice in the inheritance line. This is not allowed. The cause of this error is simple : There is some inherited class from *Source* which also establishes an inheritance relationship with current source.

- **ERROR : method/attribute *F/A* must be implemented.**

Some of the implemented interfaces requires *F/A* to be defined, but there is no definition for such predicate, even an inherited one.

- **ERROR : local implementation of *F/A* hides inheritable/public definition.**

There is an inherited definition for *F/A* which is been redefined at current class, but there is no valid inheritable/public declaration for the last one. Overriden public predicates must be also declared as public. Overriden inheritable predicates must be declared either as public or inheritable.

- **ERROR : public predicate *F/A* was not defined nor inherited.**

There is a `public/1` declaration for *F/A*, but there is no definition for it at current class nor an inherited one.

- **ERROR : argument to self/1 must be a free variable.**

Argument to `self/1` is not a variable, for example: `self(abc)`.

- **ERROR : unknown inherited attribute in *Goal*.**

*Goal* belongs to `assert/retract` family of predicates, and given argument is not a valid inherited attribute. The most probable causes of this error are:

- The given predicate is defined at super-class, but you forgot to mark it as inheritable (or public), at such class.
- The given predicate was not defined (at super-class) as an attribute, just as a method.

- **ERROR : unknown inherited goal: *Goal*.**

The given *Goal* was not found at super-class, or it is not accessible. Check whether *Goal* was marked as inheritable (or public) at super-class.

- **ERROR : invalid argument: *F/A* is not an attribute.**

You are trying to pass a method as an argument to any predicate which expect a *fact* predicate.

- **ERROR : unknown inherited fact: *Fact*.**

There is a call to any predicate which expects a *fact* argument (those declared as data or dynamic),but the actual argument is not an inherited attribute.For example:

```
asserta_fact(inherited(not_an_attribute(8)))
```

where `not_an_attribute/1` was not declared as data or dynamic by the super-class (or corresponding ascendant).

- **ERROR : unknown inherited spec: *F/A*.**

There is a reference to an inherited predicate specification, but the involved predicate has not been inherited.

- **WARNING : meta-predicate specification of *F/A* ignored since this is an attribute.**

You declared *F/A* both as an attribute and a meta-predicate. For example:

```
:- meta_predicate attr(goal).
```

```
:- data attr/1.
```

There is no sense in declaring an attribute as meta-predicate.

- **WARNING : class destructor is public**

There is a `:- public(destructor/0)` declaration present at your code. Marking a destructor as public is a very bad idea since anybody may destroy or corrupt an instance before the proper time.

- **WARNING : class destructor is inheritable**

Analogous to previous error.

- **WARNING : There is no call to inherited constructor/s**

You have not declared any constructor at your class, but there is any inherited constructor that should be called. Whenever you do not need constructors, but there is an inheritance relationship (where super-class declares a constructor), you should write a simple constructor as the following example:

```
:- class(myclass).
:- inherit_class(other_class).
```

```
myclass :-
 other_class.
```

- **WARNING : multifile *F/A* hides inherited predicate.**

You declared as multifile a predicate which matches an inherited predicate name. Any reference to the inherited predicate must be done by the ways of the inherited/1 qualifier.

#### 128.4.2 Class and Interface error reporting at run time

- **EXCEPTION : error(existence\_error(object\_goal,Goal),Mod).**

Called *Goal* from module (or class) *Mod* is unknown or has not been published.

#### 128.4.3 Normal Prolog module system interaction

O'Ciao works in conjunction with the Ciao Prolog module system, which also reports its own error messages. This will cause Ciao to report a little cryptic error messages due to the general mechanism of source-to-source expansion. Those are some tips you must consider when compiling a class:

- Any error relative to method 'm' with arity A will be reported for predicate 'obj\$m'/A+1. For example :

```
WARNING: (lns 28-30) [Item,Item] - singleton variables in obj$remove/2
```

This error is relative to method `remove/1`.

- `set_prolog_flag/1` declaration will be usefull when declaring multiple constructors. It will avoid some awful warnings. Example:

```
:- class(myclass).
```

```
%% Use this declaration whenever several constructors are needed.
```

```
:- set_prolog_flag(multi_arity_warnings,off).
```

```
myclass(_).
```

```
myclass(_,_).
```

```
:- set_prolog_flag(multi_arity_warnings,on).
```

## 128.5 Known bugs and planned improvements (`class_doc`)

- `addmodule` and `pred(N)` meta-arguments are not allowed on meta-predicates.



## 129 Compile-time usage of objects

**Author(s):** Angel Fernandez Pineda.

This package is required to enable user code to create objects and manipulate them, as well as loading any needed class.

### 129.1 Usage and interface (objects\_doc)

- **Library usage:**

Any code which needs to use objects must include the objects package:

```
:- module(ModuleName, Exports, [objects]).
```

You can use objects even if your code is a class. Note that declaring a class does not automatically enables the code to create instances.

```
:- class(ModuleName, [], [objects]).
```

This package enables both static and dynamic usage of objects.

- **New declarations defined:**

`use_class/1`, `instance_of/2`, `new/2`.

- **Imports:**

- *System library modules:*

`objects/objects_rt`.

- *Packages:*

`prelude`, `nonpure`, `assertions`.

### 129.2 Documentation on new declarations (objects\_doc)

#### `use_class/1`:

DECLARATION

It establishes an usage relationship between the given file (which is supposed to declare a class) and current source. Usage relationships are needed in order to enable code to create instances of the given class, and to make calls to instances derived from such class.

Since an interface is some kind of class, they may be used within this declaration but only for semantic checking purposes. Instances will not be derived from interfaces.

`use_class/1` is used in the same way as `use_module/1`.

**Usage:** `:- use_class(ClassSource)`.

Establish usage relationship with `ClassSource`.

- *The following properties should hold at call time:*

`ClassSource` is a valid path to a prolog file containing a class declaration (without `.pl` extension). (objects\_rt:class\_source/1)

#### `instance_of/2`:

DECLARATION

Statically declares an identifier to be an instance of a given class.

It may be used as `new/2` predicate except for:

- The instance identifier will not be a variable, it must be provided by the user, and must be unique.

- Instance creation will never fail, even if the constructor fails.

For every statically declared object the given constructor will be called at program startup. Those instances may be destroyed manually, but it is not recommended.

When reloading the involved class from the Ciao toplevel shell. It may destroy statically declared instances, and create them again.

Statically declared instances must be called using a specifically designed module-qualification: `ClassName(Object):Goal`. For example:

```
:- module(example, [main/0], [objects]).
:- use_class(library(counter)).
:- cnt instance_of counter(10).

main :-
 counter(cnt):decrease(1),
 counter(cnt):current_value(X),
 display(X).
```

But **statically written code** (only) is allowed to use module-style qualifications as a macro:

```
main :-
 cnt:decrease(1),
 cnt:current_value(X),
 display(X).
```

Notice that dynamically expanded goals such as `X=cnt, X:decrease(1)` will not work, use `X=counter(cnt), X:decrease(1)` instead.

**Usage:** `:- instance_of(Object, Constructor)`.

Declares `Object` to be an instance of the class denoted by `Constructor`.

- *The following properties should hold at call time:*

`Object` is an unique term which identifies an object. (objects\_rt:instance\_id/1)  
`Constructor` is a term whose functor matches a class name. (objects\_rt:constructor/1)

## **new/2:**

DECLARATION

This declaration has the same effect as `instance_of/2`.

**Usage:** `:- new(Object, Constructor)`.

Just an alias for `instance_of/2`.

- *The following properties should hold at call time:*

`Object` is an unique term which identifies an object. (objects\_rt:instance\_id/1)  
`Constructor` is a term whose functor matches a class name. (objects\_rt:constructor/1)

## 129.3 Other information (objects\_doc)

Compile-time errors are restricted to some local analysis. Since there is no type declaration in the Prolog language, there is no possibility to determine whenever a given variable will hold an instance of any class.

However, little semantic analysis is performed. User may aid to perform such an analysis by the usage of run time checks (which are also detected at compile time), or static declarations. For example:

```
clause(Obj) :- Obj:a_method(334).
```

O’Ciao may be not able to determine whenever `a_method/1` is a valid method for instance `Obj`, unless some help is provided:

```
clause(Obj) :- Obj instance_of myclass,Obj:a_method(334).
```

In such case, O’Ciao will report any semantic error at compile-time.

Most of the run-time errors are related to normal Ciao Prolog module system. Since objects are treated as normal Prolog modules at run time, there is no further documentation here about that stuff.

### 129.3.1 Error reporting at compile time (objects)

- **ERROR : invalid instance identifier *ID*: must be an atom**

There is a `instance_of/2` or `new/2` declaration where first argument *ID* must be an unique atom, but currently it is not. Statically declared instances needs an identifier to be provided by the user.

- **ERROR : instance identifier *ID* already in use**

There are two or more `instance_of/2` declarations with the same first argument *ID*. Instance identifiers must be unique.

- **ERROR : invalid use\_class/1 declaration: *SourceFile* is not a class**

Those are the causes for this error:

- The given *SourceFile* does not exist, or is not accesible.
- The given *SourceFile* is not a Prolog source.
- The given *SourceFile* is a valid Prolog source, but it does not declare a class.

- **ERROR : unknown class on *ID* instance declaration**

The class defined on the `instance_of/2` declaration for *ID* instance has not been loaded by a `use_class/1` declaration.

- **ERROR : instance identifier *ID* is an existing Prolog module**

There is an statically declared instance whose identifier may cause interference with the Ciao Prolog module system. Use another instance identifier.

- **ERROR : unknown constructor on *ID* instance declaration**

The given constructor on the `instance_of/2` declaration for *ID* has not been defined at the corresponding class.

- **ERROR : constructor is needed on *ID* instance declaration**

No constructor was defined on the `instance_of/2` declaration for *ID* and default constructor is not allowed. You must provide a constructor.

- **ERROR : static instance *ID* was derived from a different constructor at *AnotherModule***

*ID* has been declared to be an static instance both on *AnotherModule* and current source, but different constructors were used. The most probable causes for this error are:

- Occasionally, there is another module using the same instance identifier and it was not noticed by you. Another different identifier may be used instead.
- It was you intention to use the same object as declared by the other module. In this case, the same constructor must be used.

- **ERROR : invalid first argument in call to `new(Arg,-)`**

There is a `new/1` goal in your code where first argument is not a free variable. For example:  
`myobj new myclass`

First argument must be a variable in order to receive a run-time generated object identifier.



- **ERROR : unknown class in call to new(*?,Constructor*)**

The given *Constructor* in call to new/2 does not correspond to any used class at current code. The most probable cause of this may be:

- You forgot to include a `use_class/1` declaration in your code.
- There is a spelling mistake in the constructor. For example:  

```
:- use_class(myclass).
foo(X) :- X new mclass.
```

- **ERROR : can not create an instance from an interface: new(*?,Constructor*)**

Given *Constructor* references an interface rather than a class. Instances can not be derived from interface-expanded code.

- **ERROR : unknown constructor in call to new(*?,Constructor*)**

As the previous error, there is a mistake in the given *Constructor*. This error is reported when you are trying to call a constructor which was not defined at the corresponding class. Check the class definition to find what is going on.

Another cause for this error is the incorrect usage of the default constructor. Whenever there are one or more constructors defined at the involved class, you are restricted to chose one of them. This seems that default constructor will be available, if and only if, there are no constructors defined at the involved class.

- **ERROR : call to non-public *ID:Goal***

You are trying to call a method which was not declared as public by the class specified in `instance_of/2` declaration for *ID*.

- **ERROR : call to inaccessible predicate at instance *ID:Goal***

There is a call to *Goal* at statically declared instance *ID* which is unknown or was not declared as public.

- **ERROR : unknown instance *ID* of class *Class* at *Goal***

There is a call to *Goal* where involved statically declared instance *ID* is unknown or is not derived from *Class*. Check whether it was declared by a `instance_of/2` declaration.

- **ERROR : inaccessible attribute *Fact* at instance *ID***

There is an attempt to use *ID:Fact* but it was not declared as public.

- **ERROR : unknown attribute *Fact* at instance *ID***

There is an attempt to use *ID:Fact* but it is unknown or it is not an attribute (may be a method).

- **WARNING : invalid call to new(*?,-*)**

There is a call to new/2 in you code where first argument variable has been determined to hold any other instance. For example:

```
foo :- X new myclass, X new otherclass.
```

or

```
foo(X) :- X instance_of myclass, X new myclass.
```

The related call to new/2 will allways fail.

- **WARNING : called *Goal* is not public at any used class**

There is a call to *Var:Goal* where *Var* has not been determined to be compatible with any class. However, *Goal* is not public at any class specified by the `use_class/1` declaration.

This is a warning (not an error) since *Var:Goal* may be not related to Object Oriented Programming.

### 129.3.2 Error reporting at run time (objects)

- **EXCEPTION : instantiation\_error( '1st argument must be free variable')**  
Calling to new/1 requires first argument to be a free variable. For example:  
`X = this_will_raise_an_exception, X new myclass.`
- **EXCEPTION : instantiation\_error('class not given')**  
You called new/2 using a free variable as second argument.
- **EXCEPTION : instantiation\_error(inaccessible\_class(*Class*), from(*Module*))**  
*Module* tried to create an instance of *Class* by the ways of new/2, but there is no usage relationship between *Module* and *Class*.
- **EXCEPTION : instantiation\_error(invalid\_constructor( *Constructor*))**  
*Constructor* was not defined by the corresponding class.



## 130 Run time usage of objects

**Author(s):** Angel Fernandez Pineda, Angel Fernandez Pineda.

This library provides run-time support for object creation and manipulation. Objects are also called class instances, or simply instances.

Objects in Ciao are treated as normal modules. This is, an object is a run-time generated Prolog module, which may be identified by a unique term across the whole application.

This is a very simple example of how to create an instance, and how to make calls to it:

```
AnObj new myclass,
AnObj:mymethod.
```

In order to make any object accessible from code, an usage relationship must be established between the class (from which instances are derived) and the code itself. Refer to `use_class/1` predicate or `use_class/1` declaration in order to do so.

### 130.1 Usage and interface (objects\_rt)

- **Library usage:**

This library is automatically loaded when using the *objects* package:

```
:- module(ModuleName,Exports,[objects]).
```

Nothing special needs to be done.

- **Exports:**

- *Predicates:*

```
new/2, instance_of/2, derived_from/2, interface/2, instance_codes/2,
destroy/1, use_class/1.
```

- *Properties:*

```
constructor/1, class_name/1, interface_name/1,
instance_id/1, class_source/1, interface_source/1, method_spec/1, virtual_
method_spec/1.
```

- **Imports:**

- *System library modules:*

```
compiler/compiler, prolog_sys.
```

- *Packages:*

```
prelude, nonpure, assertions, basicmodes.
```

### 130.2 Documentation on exports (objects\_rt)

**new/2:**

PREDICATE

Dynamic instance creation takes place by the ways of this predicate.

It takes a free variable as first argument which will be instantiated to an internal object identifier.

Second argument must be instantiated to a class constructor. Class constructors are designed to perform an initialization on the new created instance. Notice that instance initialization may involve some kind of computation, not only *state initialization*.

A class constructor is made by a functor, which must match the intended class name, and any number of parameters. For example:

```
Obj new myclass(1500,'hello, world!!!')
```

Those parameters depends (obviously) on the constructors defined at the class source. If no constructors where defined, no parameters are needed. This is called the default constructor. An example:

```
Obj new myclass
```

The default constructor can not be called if there is any constructor available at the class source.

Instantiation will raise an exception and fail whenever any of this conditions occur:

- First argument is not a free variable.
- Second argument functor is a class, but there is no usage relationship with it.
- Second argument functor is not a class.
- The given constructor is unknown.
- The given constructor fails (notice that default constructor never fails).

Objects may also be statically declared, refer to `instance_of/2` declaration.

**Usage:** `new(InstanceVar,Constructor)`

Creates a new instance of the class specified by `Constructor` returning its identifier in `InstanceVar`

- *The following properties should hold at call time:*

`InstanceVar` is a free variable. (term\_typing:var/1)

`Constructor` is a term whose functor matches a class name. (objects\_rt:constructor/1)

- *The following properties should hold upon exit:*

`InstanceVar` is an unique term which identifies an object. (objects\_rt:instance.id/1)

### **instance\_of/2:**

PREDICATE

This predicate is used to perform dynamic type checking. You may check whether a particular instance belongs to a particular class or related descendants.

`instance_of/2` is used to perform static semantic analisys over object oriented code constructions.

By the use of `instance_of/2` you may help to perform such analisys.

**Usage 1:** `instance_of(Instance,Class)`

Test whether `Instance` was derived from any descendant of `Class`, or that class itself

- *The following properties should hold at call time:*

`Instance` is an unique term which identifies an object. (objects\_rt:instance.id/1)

`Class` is an atom denoting a class. (objects\_rt:class\_name/1)

**Usage 2:** `instance_of(Instance,Class)`

Retrieves, on backtracking, the inheritance line of `Instance` commencing on the creation class (that specified on call to `new/2`) and continuing on the rest of ascendant classes, if any.

- *The following properties should hold at call time:*  
**Instance** is an unique term which identifies an object. (objects\_rt:instance\_id/1)  
**Class** is a free variable. (term\_typing:var/1)
- *The following properties should hold upon exit:*  
**Class** is an atom denoting a class. (objects\_rt:class\_name/1)

**derived\_from/2:**

PREDICATE

Test whether an object identifier was derived directly from a class, by the usage of **new/2** or a static instance declaration ( **instance\_of/2**).

**Usage 1:** **derived\_from(Instance,Class)**

Test derivation of **Instance** from **Class**

- *The following properties should hold at call time:*  
**Instance** is an unique term which identifies an object. (objects\_rt:instance\_id/1)  
**Class** is an atom denoting a class. (objects\_rt:class\_name/1)

**Usage 2:** **derived\_from(Instance,Class)**

Retrieves the **Class** responsible of the derivation of **Instance**.

- *The following properties should hold at call time:*  
**Instance** is an unique term which identifies an object. (objects\_rt:instance\_id/1)  
**Class** is a free variable. (term\_typing:var/1)
- *The following properties should hold upon exit:*  
**Class** is an atom denoting a class. (objects\_rt:class\_name/1)

**interface/2:**

PREDICATE

This predicate is used to ensure a given interface to be implemented by a given instance.

**Usage 1:** **interface(Instance,Interface)**

Check whether **Instance** implements the given **Interface**.

- *The following properties should hold at call time:*  
**Instance** is an unique term which identifies an object. (objects\_rt:instance\_id/1)  
**Interface** is an unique atom which identifies a public interface. (objects\_rt:interface\_name/1)

**Usage 2:** **interface(Instance,Interfaces)**

Retrieves on backtracking all the implemented **Interfaces** of **Instance**.

- *The following properties should hold at call time:*  
**Instance** is an unique term which identifies an object. (objects\_rt:instance\_id/1)  
**Interfaces** is a free variable. (term\_typing:var/1)
- *The following properties should hold upon exit:*  
**Interfaces** is an unique atom which identifies a public interface. (objects\_rt:interface\_name/1)

**instance\_codes/2:** PREDICATE

Retrieves a character string representation from an object identifier and vice-versa.

**Usage 1:** `instance_codes(Instance,String)`

Retrieves a `String` representation of given `Instance`.

- *The following properties should hold at call time:*

`Instance` is an unique term which identifies an object. (objects\_rt:instance\_id/1)

`String` is a free variable. (term\_typing:var/1)

- *The following properties should hold upon exit:*

`String` is a string (a list of character codes). (basic\_props:string/1)

**Usage 2:** `instance_codes(Instance,String)`

Reproduces an `Instance` from its `String` representation. Such an instance must be alive across the application: this predicate will fail whether the involved instance has been destroyed.

- *The following properties should hold at call time:*

`Instance` is a free variable. (term\_typing:var/1)

`String` is a string (a list of character codes). (basic\_props:string/1)

- *The following properties should hold upon exit:*

`Instance` is an unique term which identifies an object. (objects\_rt:instance\_id/1)

**destroy/1:** PREDICATE

As well as instances are created, they must be destroyed when no longer needed in order to release system resources.

Unfortunately, current O’Ciao implementation does not support automatic instance destruction, so user must manually call *destroy/1* in order to do so.

The programmer **must ensure** that no other references to the involved object are left in memory when *destroy/1* is called. If not, unexpected results may be obtained.

**Usage:** `destroy(Instance)`

Destroys the object identified by `Instance`.

- *The following properties should hold at call time:*

`Instance` is an unique term which identifies an object. (objects\_rt:instance\_id/1)

**use\_class/1:** PREDICATE

The behaviour of this predicate is identical to that provided by the declaration of the same name *use\_class/1*. It allows user programs to dynamically load classes. Whether the given source is not a class it will perform a *use\_module/1* predicate call.

**Usage:** `use_class(ClassSource)`

Dynamically loads the given `ClassSource`

- *The following properties should hold at call time:*

`ClassSource` is a valid path to a prolog file containing a class declaration (without .pl extension). (objects\_rt:class\_source/1)

**constructor/1:** PROPERTY

**Usage:** `constructor(Cons)`

`Cons` is a term whose functor matches a class name.

|                                                                                                                                            |          |
|--------------------------------------------------------------------------------------------------------------------------------------------|----------|
| <b>class_name/1:</b>                                                                                                                       | PROPERTY |
| Usage: <code>class_name(ClassName)</code>                                                                                                  |          |
| ClassName is an atom denoting a class.                                                                                                     |          |
| <b>interface_name/1:</b>                                                                                                                   | PROPERTY |
| Usage: <code>interface_name(Interface)</code>                                                                                              |          |
| Interface is an unique atom which identifies a public interface.                                                                           |          |
| <b>instance_id/1:</b>                                                                                                                      | PROPERTY |
| Usage: <code>instance_id(ID)</code>                                                                                                        |          |
| ID is an unique term which identifies an object.                                                                                           |          |
| <b>class_source/1:</b>                                                                                                                     | PROPERTY |
| Usage: <code>class_source(Source)</code>                                                                                                   |          |
| Source is a valid path to a prolog file containing a class declaration (without .pl extension).                                            |          |
| <b>interface_source/1:</b>                                                                                                                 | PROPERTY |
| Usage: <code>interface_source(Source)</code>                                                                                               |          |
| Source is a valid path to a prolog file containing a class declaration or an interface declaration (without .pl extension).                |          |
| <b>method_spec/1:</b>                                                                                                                      | PROPERTY |
| There is no difference between method or attribute specifications, and habitual predicate specifications. It is just a Functor/Arity term. |          |
| Usage: <code>method_spec(Spec)</code>                                                                                                      |          |
| Spec is a method or attribute specification.                                                                                               |          |
| <b>virtual_method_spec/1:</b>                                                                                                              | PROPERTY |
| Usage: <code>virtual_method_spec(Spec)</code>                                                                                              |          |
| Spec is a method specification.                                                                                                            |          |

### 130.3 Known bugs and planned improvements (objects\_rt)

- Usage of objects from the `user` module does not work properly. It is better to use the `objects` package in a (proper) module.
- Not really a bug: when loading code which declares static instances from the toplevel shell, predicate `use_module/1` will not work properly: those instances may be not correctly created, and predicates will fail whenever they are not supposed to do. This may be avoided by reloading again the involved module, but make sure it is modified and saved to disk before doing so.





## 131 Declaring abstract interfaces for classes

**Author(s):** Angel Fernandez Pineda.

O'CIAO abstract interfaces are simple modules which declares exported predicates with no implementation. The implementation itself will be provided by some class using an `implements/1` declaration.

O'CIAO classes may be also treated as interfaces just ignoring all exported predicate implementation.

In order to get information about error reporting, consult the `class_doc` chapter on this documentation.

### 131.1 Usage and interface (`interface_doc`)

- **Library usage:**

To declare an interface, the *interface source expansion* package must be loaded:

```
:- interface(ItfName).
```

or using a `module/3` declaration, as follows:

```
:- module(ItfName, [], [interface]).
```

Note: interfaces does not declare any code, so there is no need to load them from the CIAO toplevel shell.

- **Imports:**

- *Packages:*

```
prelude, nonpure, assertions.
```



## PART VIII - Interfaces to other languages and systems

**Author(s):** The CLIP Group.

The following interfaces to/from Ciao are documented in this part:

- External interface (e.g., to C).
- Socket interface.
- Tcl/tk interface.
- Web interface (http, html, xml, etc.);
- Persistent predicate databases (interface between the Ciao internal database and the external file system).
- SQL-like database interface (interface between the Ciao internal database and external SQL/ODBC systems).
- Java interface.
- Calling emacs from Ciao.



## 132 Foreign Language Interface

**Author(s):** Jose F. Morales, Manuel Carro.

Ciao Prolog includes a high-level, flexible way to interface C and Prolog, based on the use of assertions to declare what are the expected types and modes of the arguments of a Prolog predicate, and which C files contain the corresponding code. To this end, the user provides:

- A set of C files, or a precompiled shared library,
- A Ciao Prolog module defining which predicates are implemented in the C files and the types and modes of their arguments, and
- an (optional) set of flags required for the compilation of the files.

The Ciao Prolog compiler analyzes the Prolog code written by the user and gathers this information in order to generate automatically C "glue" code implementing the data translation between Prolog and C, and to compile the C code into dynamically loadable C object files, which are linked automatically when needed.

### 132.1 Declaration of Types

Each predicate implemented as a foreign C function must have accompanying declarations in the Ciao Prolog associated file stating the types and modes of the C function. A sample declaration for `prolog_predicate` which is implemented as `foreign_function_name` is:

```
:- true pred prolog_predicate(m1(Arg1), ... mN(ArgN)) ::
 type1 * ... * typeN +
 (foreign(foreign_function_name), returns(ArgR)).
```

where `m1`, ..., `mN` and `type1`, ..., `typeN` are respectively the modes and types of the arguments. `foreign_function_name` is the name of the C function implementing `prolog_predicate/N`, and the result of this function is unified with `ArgR`, which must be one of `Arg1 ... ArgN`.

This notation can be simplified in several ways. If the name of the foreign function is the same as the name of the Ciao Prolog predicate, `foreign(foreign_function_name)` can be replaced by `foreign/0`. `returns(ArgR)` specifies that the result of the function corresponds to the `ArgR` argument of the Ciao Prolog predicate. If the foreign function does not return anything (or if its value is ignored), then `returns(ArgR)` must be removed. Note that `returns` cannot be used without `foreign`. A simplified, minimal form is thus:

```
:- true pred prolog_predicate(m1(Arg1), ... mN(ArgN)) ::
 type1 * ... * typeN + foreign.
```

### 132.2 Equivalence between Ciao Prolog and C types

The automatic translation between Ciao Prolog and C types is defined (at the moment) only for some simple but useful types. The translation to be performed is solely defined by the types of the arguments in the Ciao Prolog file (i.e., no inspection of the corresponding C file is done). The names (and meaning) of the types known for performing that translation are to be found in Chapter 133 [Foreign Language Interface Properties], page 687; they are also summarized below (Prolog types are on the left, and the corresponding C types on the right):

- `num` <-> `double`
- `int` <-> `int`
- `atm` <-> `char *`
- `string` <-> `char *` (with trailing zero)

- `byte_list`  $\leftrightarrow$  `char *` (a buffer of bytes, with associated length)
- `int_list`  $\leftrightarrow$  `int *` (a buffer of integers, with associated length)
- `double_list`  $\leftrightarrow$  `double *` (a buffer of doubles, with associated length)
- `address`  $\leftrightarrow$  `void *`

Strings, atoms, and lists of bytes are passed to (and from) C as dynamically (`ciao_malloc`) created arrays of characters (bytes). Those arrays are freed by Ciao Prolog upon return of the foreign function unless the property `do_not_free/2` is specified (see examples below). This caters for the case in which the C files save in a private state (either by themselves, or by a library function being called by them) the values passed on from Prolog. The type `byte_list/1` requires an additional property, `size_of/2`, to indicate which argument represents its size.

Empty lists of bytes and integers are converted into C NULL pointers, and vice versa. Empty strings (`[]`) and null atoms (`''`) are converted into zero-length, zero-ended C strings (`""`). C NULL strings and empty buffers (i.e., buffers with zero length) are transformed into the empty list or the null atom (`''`).

Most of the work is performed by the predicates in the Chapter 135 [Foreign Language Interface Builder], page 695, which can be called explicitly by the user. Doing that is not usually needed, since the Ciao Prolog Compiler takes care of building glue code files and of compiling and linking whatever is necessary.

### 132.3 Equivalence between Ciao Prolog and C modes

The (prefix) `+/1` ISO mode (or, equivalently, the `in/1` mode) states that the corresponding Prolog argument is ground at the time of the call, and therefore it is an input argument in the C part; this groundness is automatically checked upon entry. The (prefix) `-/1` ISO mode (or, equivalently, the `go/1` mode) states that Prolog expects the C side to generate a (ground) value for that argument. Arguments with output mode should appear in C functions as pointers to the corresponding base type (as it is usual with C), i.e., an argument which is an integer generated by the C file, declared as

```
:- true pred get_int(go(ThisInt)) :: int + foreign
```

or as

```
:- true pred get_int(-ThisInt) :: int + foreign
```

should appear in the C code as

```
void get_int(int *thisint)
{

}
```

Note the type of the (single) argument of the function. Besides, the return value of a function can always be used as an output argument, just by specifying to which Prolog arguments it corresponds, using the `foreign/1` property. The examples below illustrate this point, and the use of several assertions to guide the compilation.

### 132.4 Custom access to Prolog from C

Automatic type conversions does not cover all the possible cases. When the automatic type conversion is not enough (or if the user, for any reason, does not want to go through the automatic conversion), it is possible to instruct Ciao Prolog not to make implicit type conversion. The strategy in that case is to pass the relevant argument(s) with a special type (a `ciao_term`) which can represent any term which can be built in Prolog. Operations to construct, traverse, and test this data abstraction from C are provided. The prototypes of these operations are placed on the "`ciao_prolog.h`" file, under the `include` subdirectory of the installation directory

(the Ciao Prolog compiler knows where it has been installed, and gives the C compiler the appropriate flags). This *non direct correspondence* mode is activated whenever a Ciao Prolog type unknown to the foreign interface (i.e., none of these in Chapter 133 [Foreign Language Interface Properties], page 687) or the type `any_term` (which is explicitly recognised by the foreign language interface) is found. The latter is preferred, as it is much more informative, and external tools, as the the CiaoPP preprocessor, can take advantage of them.

### 132.4.1 Term construction

All term construction primitives return an argument of type `ciao_term`, which is the result of constructing a term. All Ciao Prolog terms can be built using the interface operations `ciao_var()`, `ciao_structure()`, `ciao_integer()`, and `ciao_float()`. There are, however, variants and specialized versions of these operations which can be freely intermixed. Using one version or another is a matter of taste and convenience. We list below the prototypes of the primitives in order of complexity.

Throughout this section, **true**, when referred to a boolean value, correspond to the integer value 1, and **false** correspond to the integer value 0, as is customary in C boolean expressions. These values also available as the (predefined) constants `ciao_true` and `ciao_false`, both of type `ciao_bool`.

- `ciao_term ciao_var();`  
Returns a fresh, unbound variable.
- `ciao_term ciao_integer(int i);`  
Creates a term, representing an integer from the Prolog point of view, from a C integer.
- `ciao_term ciao_float(double i);`  
Creates a term, representing a floating point number, from a floating point number.
- `ciao_term ciao_put_number_chars(char *number_string);`  
It converts `number_string` (which must a string representing a syntactically valid number) into a `ciao_term`.
- `ciao_term ciao_atom(char *name);`  
Creates an atom whose printable name is given as a C string.
- `ciao_term ciao_structure_a(char *name, int arity, ciao_term *args);`  
Creates a structure with name 'name' (i.e., the functor name ), arity 'arity' and the components of the array 'args' as arguments: `args[0]` will be the first argument, `args[1]` the second, and so on. The 'args' array itself is not needed after the term is created, and can thus be a variable local to a procedure. An atom can be represented as a 0-arity structure (with `ciao_structure(name, 0)`), and a list cell can be constructed using the `'./2` structure name. The `_a` suffix stands for *array*.
- `ciao_term ciao_structure(char *name, int arity, ...);`  
Similar to `ciao_structure_a`, but the C arguments after the arity are used to fill in the arguments of the structure.
- `ciao_term ciao_list(ciao_term head, ciao_term tail);`  
Creates a list from a `head` and a `tail`. It is equivalent to `ciao_structure(".", 2, head, tail)`.
- `ciao_term ciao_empty_list();`  
Creates an empty list. It is equivalent to `ciao_atom("[]")`.
- `ciao_term ciao_listn_a(int len, ciao_term *args);`  
Creates a list with 'len' elements from the array `args`. The *n*th element of the list (starting at 1) is `args[n-1]` (starting at zero).



- `ciao_term ciao_listn(int length, ...);`  
Like `ciao_listn_a()`, but the list elements appear explicitly as arguments in the call.
- `ciao_term ciao_dlist_a(int len, ciao_term *args, ciao_term base);`  
Like `ciao_listn_a`, but a difference list is created. `base` will be used as the tail of the list, instead of the empty list.
- `ciao_term ciao_dlist(int length, ...);`  
Similar to `ciao_dlist_a()` with a variable number of arguments. The last one is the tail of the list.
- `ciao_term ciao_copy_term(ciao_term src_term);`  
Returns a new copy of the `term`, with fresh variables (as `copy_term/2` does).

### 132.4.2 Testing the Type of a Term

A `ciao_term` can contain *any* Prolog term, and its implementation is opaque to the C code. Therefore the only way to know reliably what data is passed on is using explicit functions to test term types. Below, `ciao_bool` is a type defined in "`ciao_prolog.h`" which can take the values 1 (for **true**) and 0 (for **false**).

- `ciao_bool ciao_is_variable(ciao_term term);`  
Returns true if `term` is currently an uninstantiated variable.
- `ciao_bool ciao_is_number(ciao_term term);`  
Returns true if `term` is an integer (of any length) or a floating point number.
- `ciao_bool ciao_is_integer(ciao_term term);`  
Returns true if `term` is instantiated to an integer.
- `ciao_bool ciao_fits_in_int(ciao_term term);`  
Returns true if `term` is instantiated to an integer which can be stored in an `int`, and false otherwise.
- `ciao_bool ciao_is_atom(ciao_term atom);`  
Returns true if `term` is an atom.
- `ciao_bool ciao_is_list(ciao_term term);`  
Returns true if `term` is a list (actually, a `cons` cell).
- `ciao_bool ciao_is_empty_list(ciao_term term);`  
Returns true if `term` is the atom which represents the empty list (i.e., `[]`).
- `ciao_bool ciao_is_structure(ciao_term term);`  
Returns true if `term` is a structure of any arity. This includes atoms (i.e., structures of arity zero) and lists, but excludes variables and numbers.

### 132.4.3 Term navigation

The functions below can be used to recover the value of a `ciao_term` into C variables, or to inspect Prolog structures.

- `int ciao_to_integer(ciao_term term);`  
Converts `term` to an integer. `ciao_is_integer(term)` must hold.
- `ciao_bool ciao_to_integer_check(ciao_term term, int *result);`  
Checks whether `term` fits into the size of an integer. If so, true is returned and `*result` is unified with the integer `term` represents. Otherwise, false is returned and `*result` is not touched.

- `double ciao_to_float(ciao_term term);`  
Converts `term` to a float value. `ciao_is_number(term)` must hold.
- `char *ciao_get_number_chars(ciao_term term);`  
It converts `ciao_term` (which must be instantiated to a number) into a C string representing the number in the current radix. The string returned is a copy, which must (eventually) be explicitly deallocated by the user C code using the operation `ciao_free()`
- `char *ciao_atom_name(ciao_term atom);`  
Returns the name of the atom. The returned string *is the one internally used by Ciao Prolog*, and should not be deallocated, changed or altered in any form. The advantage of using it is that it is fast, as no data copying is needed.
- `char *ciao_atom_name_dup(ciao_term atom);`  
Obtains a **copy** of the name of the atom. The string can be modified, and the programmer has the responsibility of deallocating it after being used. Due to the copy, it is slower than calling `char *ciao_atom_name()`.
- `ciao_term ciao_list_head(ciao_term term);`  
Extracts the head of the list `term`. Requires `term` to be a list.
- `ciao_term ciao_list_tail(ciao_term term);`  
Extracts the tail of the list `term`. Requires `term` to be a list.
- `char *ciao_structure_name(ciao_term term);`  
Extracts the name of the structure `term`. Requires `term` to be a structure.
- `int ciao_structure_arity(ciao_term term);`  
Extracts the arity of the structure `term`.  
Requires `term` to be a structure.
- `ciao_term ciao_structure_arg(ciao_term term, int n);`  
Extracts the *n*th argument of the structure `term`. It behaves like `arg/3`, so the first argument has index 1. Requires `term` to be a structure.

#### 132.4.4 Testing for Equality and Performing Unification

Variables of type `ciao_term` cannot be tested directly for equality: they are (currently) implemented as a sort of pointers which may be aliased (two different pointers may refer to the same object). The interface provides helper functions for testing term equality and to perform unification of terms.

- `ciao_bool ciao_unify(ciao_term x, ciao_term y);`  
Performs the unification of the terms `x` and `y`, and returns true if the unification was successful. This is equivalent to calling the (infix) Prolog predicate `=/2`. The bindings are trailed and undone on backtracking.
- `ciao_bool ciao_equal(ciao_term x, ciao_term y);`  
Performs equality testing of terms, and returns true if the test was successful. This is equivalent to calling the (infix) Prolog predicate `==/2`. Equality testing does not modify the terms compared.

#### 132.4.5 Raising Exceptions

The following functions offers a way of throwing exceptions from C that can be caught in Prolog with `catch/3`. The term that reaches Prolog is exactly the same which was thrown by C. The execution flow is broken at the point where `ciao_raise_exception()` is executed, and it returns to Prolog.

- `void ciao_raise_exception(ciao_term ball);`  
Raises an exception and throws the term `ball`.

### 132.4.6 Creating and disposing of memory chunks

Memory to be used solely by the user C code can be reserved/disposed of using, e.g., the well-known `malloc()/free()` functions (or whatever other functions the user may have available). However, memory explicitly allocated by Ciao Prolog and passed to C code, or allocated by C code and passed on to Ciao Prolog (and subject to garbage collection by it) should be allotted and freed (when necessary) by using the functions:

- `void *ciao_malloc(int size);`
- `void ciao_free(void *pointer);`

whose behavior is similar to `malloc()/free()`, but which will coordinate properly with Ciao Prolog's internal memory management.

### 132.4.7 Calling Prolog from C

It is also possible to make arbitrary calls to Prolog predicates from C. There are two basic ways of make a query, depending on whether only one solution is needed (or if the predicate to be called is known to generate only one solution), or if several solutions are required.

When only one solution is needed `ciao_commit_call` obtains it (the solution obtained will obviously be the first one) and discards the resources used for finding it:

- `ciao_bool ciao_commit_call(char *name, int arity, ...);`  
Makes a call to a predicate and returns true or false depending on whether the query has succeeded or not. In case of success, the (possibly) instantiated variables are reachable from C.
- `ciao_bool ciao_commit_call_term(ciao_term goal);`  
Like `ciao_commit_call()` but uses the previously built term `goal` as goal.

If more than one solution is needed, it is necessary to use the `ciao_query` operations. A consult begins with a `ciao_query_begin` which returns a `ciao_query` object. Whenever an additional solution is required, the `ciao_query_next` function can be called. The query ends by calling `ciao_query_end` and all pending search branches are pruned.

- `ciao_query *ciao_query_begin(char *name, int arity, ...);`  
The predicate with the given name, arity and arguments (similar to the `ciao_structure()` operation) is transformed into a `ciao_query` object which can be used to make the actual query.
- `ciao_query *ciao_query_begin_term(ciao_term goal);`  
Like `ciao_query_begin` but using the term `goal` instead.
- `ciao_bool ciao_query_ok(ciao_query *query);`  
Determines whether the query may have pending solutions. A false return value means that there are no more solutions; a true return value means that there are more possible solutions.
- `void ciao_query_next(ciao_query *query);`  
Ask for a new solution.
- `void ciao_query_end(ciao_query *query);`  
Ends the query and frees the used resources.

## 132.5 Examples

### 132.5.1 Mathematical functions

In this example, the standard mathematical library is accessed to provide the *sin*, *cos*, and *fabs* functions. Note that the library is specified simply as

```
:- use_foreign_library([m]).
```

The foreign interface adds the `-lm` at compile time. Note also how some additional options are added to optimize the compiled code (only glue code, in this case) and mathematics (only in the case of Linux in an Intel processor).

**File *math.pl*:**

```
:- module(math, [sin/2, cos/2, fabs/2], [foreign_interface]).

:- true pred sin(in(X),go(Y)) :: num * num + (foreign,returns(Y)).
:- true pred cos(in(X),go(Y)) :: num * num + (foreign,returns(Y)).
:- true pred fabs(in(X),go(Y)) :: num * num + (foreign,returns(Y)).

:- extra_compiler_opts(['-O2']).
:- extra_compiler_opts('LINUXi86',['-ffast-math']).
:- use_foreign_library('LINUXi86', m).
```

### 132.5.2 Addresses and C pointers

The `address` type designates any pointer, and provides a means to deal with C pointers in Prolog without interpreting them whatsoever. The C source file which implements the operations accessed from Prolog is declared with the

```
:- use_foreign_source(objects_c).
```

directive.

**File *objects.pl*:**

```
:- module(objects, [object/2, show_object/1], [foreign_interface]).

:- true pred object(in(N),go(Object)) ::
 int * address + (foreign,returns(Object)).

:- true pred show_object(in(Object)) ::
 address + foreign.

:- use_foreign_source(objects_c).
:- extra_compiler_opts(['-O2']).
```

**File *objects\_c.c*:**

```
#include <stdio.h>

struct object {
 char *name;
 char *colour;
};

#define OBJECTS 3

struct object objects[OBJECTS] =
```

```

{ {"ring","golden"},
 {"table","brown"},
 {"bottle","green"} };

struct object *object(int n) {
 return &objects[n % OBJECTS];
}

void show_object(struct object *o) {
 printf("I show you a %s %s\n", o->colour, o->name);
}

```

### 132.5.3 Lists of bytes and buffers

A list of bytes (c.f., a list of ints) corresponds to a byte buffer in C. The length of the buffer is associated to that of the list using the property `size_of/2`. The returned buffer **is freed by Ciao Prolog** upon its reception, unless the `do_not_free/1` property is specified (see later). Conversely, a list of natural numbers in the range 0 to 255 can be passed to C as a buffer.

**File** *byte\_lists.pl*:

```

:- module(byte_lists, [obtain_list/3, show_list/2], [foreign_interface]).

:- true pred obtain_list(in(N),go(Length),go(List)) :: int * int * byte_list
 + (foreign,size_of(List,Length)).
:- true pred show_list(in(Length),in(List)) :: int * byte_list
 + (foreign,size_of(List,Length)).

:- use_foreign_source(bytes_op).

```

**File** *bytes\_op.c*:

```

#include <stdlib.h>
#include <stdio.h>

void obtain_list(int n, int *l, char **s) {
 int i;
 int c;
 if (n < 0) n = 0;
 *l = n;
 *s = (char *)malloc(*l);
 for (i = 0; i < *l; i++) {
 (*s)[i] = i;
 }
}

void show_list(int l, char *s) {
 if (s) {
 int n;
 printf("From C:");
 for (n = 0; n < l; n++) {
 printf(" %d", s[n]);
 }
 }
}

```

```

 }
 printf(".\n");
} else {
 printf("From C: []\n");
}
}

```

### 132.5.4 Lists of integers

**File *int\_lists.pl*:**

```

:- module(int_lists, [obtain_list/3, show_list/2], [foreign_interface]).

:- true pred obtain_list(in(N),go(Length),go(List)) :: int * int * int_list
 + (foreign,size_of(List,Length)).
:- true pred show_list(in(Length),in(List)) :: int * int_list
 + (foreign,size_of(List,Length)).

:- use_foreign_source(ints_op).

```

**File *ints\_op.c*:**

```

#include <stdlib.h>
#include <stdio.h>

void obtain_list(int n, int *l, int **s) {
 int i;
 int c;
 if (n < 0) n = 0;
 *l = n;
 *s = (int *)malloc((*l) * sizeof(int));
 for (i = 0; i < *l; i++) {
 (*s)[i] = i;
 }
}

void show_list(int l, int *s) {
 if (s) {
 int n;
 printf("From C:");
 for (n = 0; n < l; n++) {
 printf(" %d", s[n]);
 }
 printf(".\n");
 } else {

```

```

 printf("From C: []\n");
 }
}

```

### 132.5.5 Strings and atoms

A C string can be seen as a buffer whose end is denoted by the trailing zero, and therefore stating its length is not needed. Two translations are possible into Ciao Prolog: as a Prolog string (list of bytes, with no trailing zero) and as an atom. These are selected automatically just by choosing the corresponding type (look at the examples below).

Note how the `do_not_free/1` property is specified in the `a_string/1` predicate: the string returned by C is static, and therefore it should not be freed by Prolog.

**File** *strings\_and\_atoms.pl*:

```

:- module(strings_and_atoms,
 [lookup_string/2,
 lookup_atom/2,
 a_string/1,
 show_string/1,
 show_atom/1
],
 [foreign_interface]).

:- true pred a_string(go(S)) ::
 string + (foreign(get_static_str),returns(S),do_not_free(S)).

:- true pred lookup_string(in(N),go(S)) ::
 int * string + (foreign(get_str),returns(S)).
:- true pred lookup_atom(in(N),go(S)) ::
 int * atm + (foreign(get_str),returns(S)).

:- true pred show_string(in(S)) :: string + foreign(put_str).
:- true pred show_atom(in(S)) :: atm + foreign(put_str).

:- use_foreign_source(str_op).

```

**File** *str\_op.c*:

```

#include <stdlib.h>
#include <stdio.h>

char *get_static_str() {
 return "this is a string Prolog should not free";
}

```

```

char *get_str(int n) {
 char *s;
 int size;
 int i;
 int c;
 if (n < 0) n = -n;
 size = (n%4) + 5;
 s = (char *)malloc(size+1);
 for (i = 0, c = ((i + n) % ('z' - 'a' + 1)) + 'a'; i < size; i++,c++) {
 if (c > 'z') c = 'a';
 s[i] = c;
 }
 s[i] = 0;
 return s;
}

void put_str(char *s) {
 if (s) {
 printf("From C: \"%s\"\n", s);
 } else {
 printf("From C: null\n");
 }
}

```

### 132.5.6 Arbitrary Terms

This example shows how data Prolog can be passed untouched to C code, and how it can be manipulated there.

**File *any\_term.pl*:**

```

:- module(any_term,
 [custom_display_term/1,
 custom_create_term/2
],
 [foreign_interface]).

:- true pred custom_display_term(in(X)) :: any_term + foreign.
:- true pred custom_create_term(in(L), go(X)) :: int * any_term + (foreign,returns(X)).

:- use_foreign_source(any_term_c).
:- extra_compiler_opts('-O2').

```

**File *any\_term.c.c*:**

```
#include <stdio.h>
```



```

#include "ciao_prolog.h"

ciao_term custom_create_term(int n) {
 ciao_term t;
 t = ciao_empty_list();
 while (n > 0) {
 t = ciao_list(ciao_integer(n), t);
 n--;
 }
 return t;
}

void custom_display_term(ciao_term term) {
 if (ciao_is_atom(term)) {
 printf("<atom name=\"%s\"/>", ciao_atom_name(term));
 } else if (ciao_is_structure(term)) {
 int i;
 int a;
 a = ciao_structure_arity(term);
 printf("<structure name=\"%s\" arity=\"%d\">", ciao_structure_name(term), a);
 for (i = 1; i <= a; i++) {
 printf("<argument number=\"%d\">", i);
 custom_display_term(ciao_structure_arg(term, i));
 printf("</argument>");
 }
 printf("</structure>");
 } else if (ciao_is_list(term)) {
 printf("<list>");
 printf("<head>");
 custom_display_term(ciao_list_head(term));
 printf("</head>");
 printf("<tail>");
 custom_display_term(ciao_list_tail(term));
 printf("</tail>");
 printf("</list>");
 } else if (ciao_is_empty_list(term)) {
 printf("<empty_list/>");
 } else if (ciao_is_integer(term)) {
 printf("<integer value=\"%d\"/>", ciao_to_integer(term));
 } else if (ciao_is_number(term)) {
 printf("<float value=\"%f\"/>", ciao_to_float(term));
 } else {
 printf("<unknown/>");
 }
}

```

### 132.5.7 Exceptions

The following example defines a predicate in C that converts a list of codes into a number using `strtol()`. If this conversion fails, then an exception is raised.

**File *exceptions\_example.pl*:**

```
:- module(exceptions_example,
 [codes_to_number_c/2,
 safe_codes_to_number/2
],
 [foreign_interface]).

:- use_module(library(format)).

% If the string is not a number raises an exception.
:- true pred codes_to_number_c(in(X), go(Y)) :: string * int + (foreign, returns(Y)).

safe_codes_to_number(X, Y) :-
 catch(codes_to_number_c(X, Y), Error, handle_exception(Error)).

handle_exception(Error) :- format("Exception caught ~w~n", [Error]).

:- use_foreign_source(exceptions_c).
:- extra_compiler_opts('-O2').
```

**File *exceptions.c.c*:**

```
#include <string.h>
#include "ciao_prolog.h"

int codes_to_number_c(char *s) {
 char *endptr;
 int n;
 n = strtol(s, &endptr, 10);
 if (endptr == NULL || *endptr != '\0') {
 ciao_raise_exception(ciao_structure("codes_to_number_exception",
 1,
 ciao_atom(s)));
 }
 return n;
}
```

### 132.5.8 Testing number types and using unbound length integers

Unbound length integers (and, in general, any number) can be converted to/from `ciao_terms` by using strings. The following examples show two possibilities: one which tries to be as smart as possible (checking whether numbers fit into a machine int or not), and being lazy and simpler -and probably slower.

**File *bigints.pl*:**

```
:- module(bigints,
```

```

 [
 make_smart_conversion/3, % Checks and uses convenient format
 force_string_conversion/2 % Passes around using strings
],
 [foreign_interface]).

:- true pred make_smart_conversion_c(in(X), go(Y), go(How))::
 any_term * any_term * any_term + foreign #
"Given a number @var{X}, it is unified with @var{Y} by using the most
specific internal representation (short integer, float, or long
integer). @var{How} returns how the conversion was done.
It behaves unpredictably if @var{X} is not a number.".

:- true pred force_string_conversion_c(in(X), go(Y))::
 any_term * any_term + foreign #
"Given a number @var{X}, it is unified with @var{Y} by using the most
general internal representation (a string of characters). It behaves
unpredictably if @var{X} is not a number.".

:- use_foreign_source(bigints_c).

make_smart_conversion(A, B, C):-
 number(A), % Safety test
 make_smart_conversion_c(A, B, C).

force_string_conversion(A, B):-
 number(A), % Safety test
 force_string_conversion_c(A, B).

```

**File *bigints\_c.c*:**

```

#include "ciao_prolog.h"

void make_smart_conversion_c(ciao_term number_in,
 ciao_term *number_out,
 ciao_term *how_converted) {
 int inter_int;
 double inter_float;
 char * inter_str;

 if (ciao_fits_in_int(number_in)) { /* Includes the case of being a float */
 inter_int = ciao_to_integer(number_in);
 *number_out = ciao_integer(inter_int);
 *how_converted = ciao_atom("machine_integer");
 } else
 if (ciao_is_integer(number_in)) { /* Big number */
 inter_str = ciao_get_number_chars(number_in);
 *number_out = ciao_put_number_chars(inter_str);
 ciao_free(inter_str);
 *how_converted = ciao_atom("string");
 } else { /* Must be a float */
 inter_float = ciao_to_float(number_in);

```

```

 *number_out = ciao_float(inter_float);
 *how_converted = ciao_atom("float");
 }
}

void force_string_conversion_c(ciao_term number_in,
 ciao_term *number_out) {
 char *inter_str;
 inter_str = ciao_get_number_chars(number_in);
 *number_out = ciao_put_number_chars(inter_str);
 ciao_free(inter_str);
}

```

### 132.5.9 Interfacing with C++

Ciao code can be interfaced easily with C++ using this interface. The basic idea is to write C functions (functions prefixed by 'extern "C"') within the C++ code to make the bridge between calls from prolog to C++. Then, c++ objects can be cast as addresses. Because the foreign interface assumes that the foreign source is classical C, C++ source files should be declared with their extension.

**File** *cc\_stack.pl*:

```

:- module(cc_stack, [cc_stack_new/1, cc_stack_size/2,
 cc_stack_push/2, cc_stack_pop/1, cc_stack_top/2],
 [foreign_interface, assertions]).

:- use_module(library(odd), [undo/1]).

:- true pred ciao_stack_new(go(Stack)) :: address
 + (foreign, returns(Stack)).
:- true pred ciao_stack_delete(in(_Stack)) :: address
 + foreign.
:- true pred ciao_stack_size(in(_Stack), go(Size)) :: (address * int)
 + (foreign, returns(Size)).
:- true pred ciao_stack_push(in(_Stack), in(_Value)) :: (address * int)
 + foreign.
:- true pred ciao_stack_pop(in(_Stack)) :: address
 + foreign.
:- true pred ciao_stack_top(in(_Stack), go(Value)) :: (address * int)
 + (foreign, returns(Value)).

cc_stack_new(ciao_stack(X)) :-
 ciao_stack_new(X),
 % stack are deallocate on backtrack.
 undo(ciao_stack_delete(X)).

cc_stack_size(ciao_stack(X), Size):-
 ciao_stack_size(X, Size).

cc_stack_push(ciao_stack(X), I):-
 ciao_stack_push(X, I).

```

```

cc_stack_pop(ciao_stack(X)):-
 (
 ciao_stack_size(X, Size), Size > 0 ->
 ciao_stack_pop(X)
 ;
 throw(error(empty_cc_stack, cc_stack_pop/1-1))
).

cc_stack_top(ciao_stack(X), Int):-
 (
 ciao_stack_size(X, Size), Size > 0 ->
 ciao_stack_top(X, Int)
 ;
 throw(error(empty_cc_stack, cc_stack_pop/1-1))
).

:- use_foreign_library('stdc++').
:- use_foreign_source('cc_example.cc').

```

**File** *cc\_stack.cc*:

```

#include <iostream>
#include <stack>
using namespace std;

typedef stack<int> ciao_stack;

extern "C" void *
ciao_stack_new()
{
 return (void*) new ciao_stack;
}

extern "C" void
ciao_stack_delete(void * S)
{
 delete ((ciao_stack *) S);
}

extern "C" int
ciao_stack_size(void * S)
{
 return (((ciao_stack *) S)->size());
}

extern "C" void
ciao_stack_push(void * S, int v)
{
 ((ciao_stack *) S)->push(v);
}

```

```
}

extern "C" void
ciao_stack_pop(void * S)
{
 ((ciao_stack *) S)->pop();
}

extern "C" int
ciao_stack_top(void * S)
{
 return ((ciao_stack *) S)->top();
}
```

## 132.6 Usage and interface (foreign\_interface\_doc)

- **Library usage:**

The foreign interface is used by including `foreign_interface` in the include list of a module, or by means of an explicit `:- use_package(foreign_interface)`.

- **Imports:**

- *Packages:*  
prelude, nonpure, assertions.



## 133 Foreign Language Interface Properties

**Author(s):** Jose F. Morales, Manuel Carro.

The foreign language interface uses some properties to specify linking regimes, foreign files to be compiled, types of data available, memory allocation policies, etc.

### 133.1 Usage and interface (`foreign_interface_properties`)

- **Library usage:**  
`:- use_module(library(foreign_interface_properties)).`
- **Exports:**
  - *Properties:*  
`foreign_low/1, foreign_low/2, size_of/3, foreign/1, foreign/2, returns/2, do_not_free/2, needs_state/1, ttr/3.`
  - *Regular Types:*  
`int_list/1, double_list/1, byte_list/1, byte/1, null/1, address/1, any_term/1.`
- **Imports:**
  - *Packages:*  
`prelude, nonpure, assertions, regtypes.`

### 133.2 Documentation on exports (`foreign_interface_properties`)

- |                                                                                              |         |
|----------------------------------------------------------------------------------------------|---------|
| <b>int_list/1:</b><br>Usage: <code>int_list(List)</code><br>List is a list of integers.      | REGTYPE |
| <b>double_list/1:</b><br>Usage: <code>double_list(List)</code><br>List is a list of numbers. | REGTYPE |
| <b>byte_list/1:</b><br>Usage: <code>byte_list(List)</code><br>List is a list of bytes.       | REGTYPE |
| <b>byte/1:</b><br>Usage: <code>byte(B)</code><br>Byte is a byte.                             | REGTYPE |



- null/1:** REGTYPE  
 Usage: null(Address)  
 Address is a null adress.
- address/1:** REGTYPE  
 Usage: address(Address)  
 Address is a memory address.
- any\_term/1:** REGTYPE  
 Usage: any\_term(X)  
 X is any term. The foreign interface passes it to C functions as a general term.
- foreign\_low/1:** PROPERTY  
 Usage: foreign\_low(Name)  
 The Prolog predicate Name is implemented using the function Name. The implementation is not a common C one, but it accesses directly the internal Ciao Prolog data structures and functions, and therefore no glue code is generated for it.
- foreign\_low/2:** PROPERTY  
 Usage: foreign\_low(PrologName, ForeignName)  
 The Prolog predicate PrologName is implemented using the function ForeignName. The same considerations as above example are to be applied.
- size\_of/3:** PROPERTY  
 Usage: size\_of(Name, ListVar, SizeVar)  
 For predicate Name, the size of the argument of type byte\_list/1, ListVar, is given by the argument of type integer SizeVar.
- foreign/1:** PROPERTY  
 Usage: foreign(Name)  
 The Prolog predicate Name is implemented using the foreign function Name.
- foreign/2:** PROPERTY  
 Usage: foreign(PrologName, ForeignName)  
 The Prolog predicate PrologName is implemented using the foreign function ForeignName.
- returns/2:** PROPERTY  
 Usage: returns(Name, Var)  
 The result of the foreign function that implements the Prolog predicate Name is unified with the Prolog variable Var. Cannot be used without foreign/1 or foreign/2.

**do\_not\_free/2:** PROPERTY

**Usage:** `do_not_free(Name,Var)`

For predicate `Name`, the C argument passed to (returned from) the foreign function will not be freed after calling the foreign function.

**needs\_state/1:** PROPERTY

**Usage:** `needs_state(Name)`

The foreign function which implements the predicate `Name` needs a `ciao_state` as its first argument.

**ttr/3:** PROPERTY

**Usage:** `ttr(Name,Var,TTr)`

For predicate `Name`, the C argument will be translated using `TTr` as term translator.

### 133.3 Documentation on internals (`foreign_interface_properties`)

**use\_foreign\_source/1:** DECLARATION

**(True) Usage:** `:- use_foreign_source(Files).`

`Files` is the (list of) foreign file(s) that will be linked with the glue-code file. If the file(s) do(es) not have extension, then the `.c` extension will be automatically added

– *The following properties hold at call time:*

`Files` is an atom or a list of atoms. (basic\_props:atm\_or\_atm\_list/1)

**use\_foreign\_source/2:** DECLARATION

**(True) Usage:** `:- use_foreign_source(OsArch,Files).`

`Files` are the OS and architecture dependant foreign files. This allows compiling and linking different files depending on the O.S. and architecture.

– *The following properties hold at call time:*

`OsArch` is an atom. (basic\_props:atm/1)

`Files` is an atom or a list of atoms. (basic\_props:atm\_or\_atm\_list/1)

**use\_foreign\_library/1:** DECLARATION

**(True) Usage:** `:- use_foreign_library(Libs).`

`Libs` is the (list of) external library(es) needed to link the C files. Only the short name of the library (i.e., what would follow the `-l` in the linker) is needed.

– *The following properties hold at call time:*

`Libs` is an atom or a list of atoms. (basic\_props:atm\_or\_atm\_list/1)

**use\_foreign\_library/2:** DECLARATION

**(True) Usage:** :- use\_foreign\_library(OsArch,Libs).

Libs are the OS and architecture dependant libraries.

- *The following properties hold at call time:*

OsArch is an atom. (basic\_props:atm/1)

Libs is an atom or a list of atoms. (basic\_props:atm\_or\_atm\_list/1)

**extra\_compiler\_opts/1:** DECLARATION

**(True) Usage:** :- extra\_compiler\_opts(Opts).

Opts is the list of additional compiler options (e.g., optimization options) that will be used during the compilation.

- *The following properties hold at call time:*

Opts is an atom or a list of atoms. (basic\_props:atm\_or\_atm\_list/1)

**extra\_compiler\_opts/2:** DECLARATION

**(True) Usage:** :- extra\_compiler\_opts(OsArch,Opts).

Opts are the OS and architecture dependant additional compiler options.

- *The following properties hold at call time:*

OsArch is an atom. (basic\_props:atm/1)

Opts is an atom or a list of atoms. (basic\_props:atm\_or\_atm\_list/1)

**use\_compiler/1:** DECLARATION

**(True) Usage:** :- use\_compiler(Compiler).

Compiler is the compiler to use in this file. When this option is used, the default (Ciao-provided) compiler options are not used; those specified in `extra_compiler_options` are used instead.

- *The following properties hold at call time:*

Compiler is an atom. (basic\_props:atm/1)

**use\_compiler/2:** DECLARATION

**(True) Usage:** :- use\_compiler(OsArch,Compiler).

Compiler is the compiler to use in this file when compiling for the architecture `OsArch`. The option management is the same as in `use_compiler/2`.

- *The following properties hold at call time:*

OsArch is an atom. (basic\_props:atm/1)

Compiler is an atom. (basic\_props:atm/1)

**extra\_linker\_opts/1:** DECLARATION

**(True) Usage:** :- extra\_linker\_opts(Opts).

Opts is the list of additional linker options that will be used during the linkage.

- *The following properties hold at call time:*

Opts is an atom or a list of atoms. (basic\_props:atm\_or\_atm\_list/1)

**extra\_linker\_opts/2:** DECLARATION**(True) Usage:** :- extra\_linker\_opts(OsArch, Opts).

Opts are the OS and architecture dependant additional linker options.

– *The following properties hold at call time:*OsArch is an atom. (basic\_props:atm/1)Opts is an atom or a list of atoms. (basic\_props:atm\_or\_atm\_list/1)**use\_linker/1:** DECLARATION**(True) Usage:** :- use\_linker(Linker).

Linker is the linker to use in this file. When this option is used, the default (Ciao-provided) linker options are not used; those specified in extra\_linker\_options/1 are used instead.

– *The following properties hold at call time:*Linker is an atom. (basic\_props:atm/1)**use\_linker/2:** DECLARATION**(True) Usage:** :- use\_linker(OsArch, Linker).

Compiler is the linker to use in this file when compiling for the architecture OsArch. The option management is the same as in use\_compiler/2.

– *The following properties hold at call time:*OsArch is an atom. (basic\_props:atm/1)Linker is an atom. (basic\_props:atm/1)**foreign\_inline/2:** DECLARATION**(True) Usage:** :- foreign\_inline(Term, Text).

Term is a predicate name. Text is a source C code that define the predicate Term. Term is present for future use with the analyzers. Example of this can be viewed in the hrtimer library.

– *The following properties hold at call time:*

Term is a Name/Arity structure denoting a predicate name:

```

predname(P/A) :-
 atm(P),
 nnegint(A).

```

(basic\_props:predname/1)Text is a string (a list of character codes). (basic\_props:string/1)**133.4 Known bugs and planned improvements (foreign\_interface\_properties)**

- The size\_of/3 property has an empty definition
- The byte/1 property has an empty definition. A possible right definition is commented.



## 134 Utilities for on-demand compilation of foreign files

**Author(s):** Manuel Carro, Jose F. Morales.

This module provides two predicates which give the user information regarding how to compile external (C) files in order to link them with the Ciao Prolog engine at runtime.

These predicates are not intended to be called directly by the end-user. Instead, a tool or module whose aim is generating dynamically loadable files from source files should use the predicates in this file in order to find out what are the proper compiler and linker to use, and which options must be passed to them in the current architecture.

### 134.1 Usage and interface (`foreign_compilation`)

- **Library usage:**  
`:- use_module(library(foreign_compilation)).`
- **Exports:**
  - *Predicates:*  
`compiler_and_opts/2, linker_and_opts/2.`
- **Imports:**
  - *Packages:*  
`prelude, nonpure, assertions, isomodes.`

### 134.2 Documentation on exports (`foreign_compilation`)

#### `compiler_and_opts/2:`

PREDICATE

**Usage:** `compiler_and_opts(Compiler, Opts)`

If you want to compile a foreign language file for dynamic linking in the current operating system and architecture, you have to use the compiler `Compiler` and give it the options `Opts`. A variable in `Opts` means that no special option is needed.

- *Call and exit should be compatible with:*

`Compiler` is an atom.

(basic\_props:atom/1)

`Opts` is a list of atoms.

(basic\_props:list/2)

#### `linker_and_opts/2:`

PREDICATE

**Usage:** `linker_and_opts(Linker, Options)`

If you want to link a foreign language file for dynamic linking in the current operating system and architecture, you have to use the linker `Linker` and give it the options `Options`. A variable in `Options` means that no special option is needed.

- *Call and exit should be compatible with:*

`Linker` is an atom.

(basic\_props:atom/1)

`Options` is a list of atoms.

(basic\_props:list/2)



## 135 Foreign Language Interface Builder

**Author(s):** Jose F. Morales, Manuel Carro.

Low-level utilities for building foreign interfaces. End-users should not need to use them, as the Ciao Prolog Compiler reads the user assertions and calls appropriately the predicates in this module.

### 135.1 Usage and interface (build\_foreign\_interface)

- **Library usage:**

```
:- use_module(library(build_foreign_interface)).
```

- **Exports:**

- *Predicates:*

```
build_foreign_interface/1, rebuild_foreign_interface/1, build_foreign_
interface_explicit_decls/2, rebuild_foreign_interface_explicit_decls/2,
build_foreign_interface_object/1, rebuild_foreign_interface_object/1, do_
interface/1.
```

- **Imports:**

- *System library modules:*

```
write_c/write_c, streams, terms, lists, llists, aggregates, system,
messages, assertions/assrt_lib, foreign_compilation, compiler/c_itf,
compiler/engine_path, ctrlcclean, errhandle, filenames.
```

- *Packages:*

```
prelude, nonpure, assertions, basicmodes, dcg, fsyntax.
```

### 135.2 Documentation on exports (build\_foreign\_interface)

#### **build\_foreign\_interface/1:**

PREDICATE

**Usage:** build\_foreign\_interface(File)

Reads assertions from File, generates the gluecode for the Ciao Prolog interface, compiles the foreign files and the gluecode file, and links everything in a shared object. Checks modification times to determine automatically which files must be generated/compiled/linked.

- *Call and exit should be compatible with:*

File is a source name. (streams\_basic:sourcename/1)

- *The following properties should hold at call time:*

File is currently ground (it contains no variables). (term\_typing:ground/1)

- *The following properties should hold upon exit:*

File is currently ground (it contains no variables). (term\_typing:ground/1)

#### **rebuild\_foreign\_interface/1:**

PREDICATE

**Usage:** rebuild\_foreign\_interface(File)

Like build\_foreign\_interface/1, but it does not check the modification time of any file.



- *Call and exit should be compatible with:*  
*File* is a source name. (streams\_basic:sourcename/1)
- *The following properties should hold at call time:*  
*File* is currently ground (it contains no variables). (term\_typing:ground/1)
- *The following properties should hold upon exit:*  
*File* is currently ground (it contains no variables). (term\_typing:ground/1)

### **build\_foreign\_interface\_explicit\_decls/2:** PREDICATE

**Usage:** `build_foreign_interface_explicit_decls(File,Decls)`

Like `build_foreign_interface/1`, but use declarations in `Decls` instead of reading the declarations from `File`.

- *Call and exit should be compatible with:*  
*File* is a source name. (streams\_basic:sourcename/1)  
*Decls* is a list of terms. (basic\_props:list/2)
- *The following properties should hold at call time:*  
*File* is currently ground (it contains no variables). (term\_typing:ground/1)  
*Decls* is currently ground (it contains no variables). (term\_typing:ground/1)
- *The following properties should hold upon exit:*  
*File* is currently ground (it contains no variables). (term\_typing:ground/1)  
*Decls* is currently ground (it contains no variables). (term\_typing:ground/1)

### **rebuild\_foreign\_interface\_explicit\_decls/2:** PREDICATE

**Usage:** `rebuild_foreign_interface_explicit_decls(File,Decls)`

Like `build_foreign_interface_explicit_decls/1`, but it does not check the modification time of any file.

- *Call and exit should be compatible with:*  
*File* is a source name. (streams\_basic:sourcename/1)  
*Decls* is a list of terms. (basic\_props:list/2)
- *The following properties should hold at call time:*  
*File* is currently ground (it contains no variables). (term\_typing:ground/1)  
*Decls* is currently ground (it contains no variables). (term\_typing:ground/1)
- *The following properties should hold upon exit:*  
*File* is currently ground (it contains no variables). (term\_typing:ground/1)  
*Decls* is currently ground (it contains no variables). (term\_typing:ground/1)

### **build\_foreign\_interface\_object/1:** PREDICATE

**Usage:** `build_foreign_interface_object(File)`

Compiles the gluecode file with the foreign source files producing an unique object file.

- *Call and exit should be compatible with:*  
*File* is a source name. (streams\_basic:sourcename/1)
- *The following properties should hold at call time:*  
*File* is currently ground (it contains no variables). (term\_typing:ground/1)
- *The following properties should hold upon exit:*  
*File* is currently ground (it contains no variables). (term\_typing:ground/1)

**rebuild\_foreign\_interface\_object/1:**

PREDICATE

**Usage:** rebuild\_foreign\_interface\_object(**File**)

Compiles (again) the gluecode file with the foreign source files producing an unique object file.

– *Call and exit should be compatible with:*

**File** is a source name. (streams\_basic:sourcename/1)

– *The following properties should hold at call time:*

**File** is currently ground (it contains no variables). (term\_typing:ground/1)

– *The following properties should hold upon exit:*

**File** is currently ground (it contains no variables). (term\_typing:ground/1)

**do\_interface/1:**

PREDICATE

**Usage:** do\_interface(**Decls**)

Given the declarations in **Decls**, this predicate succeeds if these declarations involve the creation of the foreign interface

– *Call and exit should be compatible with:*

**Decls** is a list of **terms**. (basic\_props:list/2)

– *The following properties should hold at call time:*

**Decls** is currently ground (it contains no variables). (term\_typing:ground/1)

– *The following properties should hold upon exit:*

**Decls** is currently ground (it contains no variables). (term\_typing:ground/1)



## 136 Interactive Menus

**Author(s):** The CLIP Group.

This library package allows definition interactive menus

### 136.1 Usage and interface (menu\_doc)

- **Library usage:**  
`:- use_package(menu) .`  
or  
`:- module(..., ..., [menu]) .`
- **New operators defined:**  
`::/2 [970,xfx], <-/2 [971,xfx], guard/1 [900,fy], $/2 [150,xfx], =>/2 [950,xfx], argnames/1 [1150,fx].`
- **Imports:**
  - *System library modules:*  
`menu/menu_generator, menu/menu_rt.`
  - *Packages:*  
`prelude, nonpure, assertions, argnames.`

### 136.2 Documentation on multifiles (menu\_doc)

**menu\_default/3:** PREDICATE

No further documentation available for this predicate. The predicate is *multifile*.

**menu\_opt/6:** PREDICATE

No further documentation available for this predicate. The predicate is *multifile*.

**hook\_menu\_flag\_values/3:** PREDICATE

No further documentation available for this predicate. The predicate is *multifile*.

**hook\_menu\_check\_flag\_value/3:** PREDICATE

No further documentation available for this predicate. The predicate is *multifile*.

**hook\_menu\_flag\_help/3:** PREDICATE

No further documentation available for this predicate. The predicate is *multifile*.

**hook\_menu\_default\_option/3:** PREDICATE

No further documentation available for this predicate. The predicate is *multifile*.



## 137 menu\_generator (library)

### 137.1 Usage and interface (menu\_generator)

- **Library usage:**
  - :- use\_module(library(menu\_generator)).
- **Exports:**
  - *Predicates:*
    - menu/1, menu/2, menu/3, menu/4, get\_menu\_flag/3, set\_menu\_flag/3, space/1, get\_menu\_configs/1, save\_menu\_config/1, remove\_menu\_config/1, restore\_menu\_config/1, show\_menu\_configs/0, show\_menu\_config/1, get\_menu\_options/2, get\_menu\_flags/1, restore\_menu\_flags\_list/1, get\_menu\_flags/2, restore\_menu\_flags/2, generate\_js\_menu/1, eq/3, neq/3, uni\_type/2, vmember/2.
  - *Regular Types:*
    - menu\_flag\_values/1.
  - *Multifiles:*
    - \$is\_persistent/2, persistent\_dir/2, persistent\_dir/4, menu\_default/3, menu\_opt/6, hook\_menu\_flag\_values/3, hook\_menu\_check\_flag\_value/3, hook\_menu\_flag\_help/3, hook\_menu\_default\_option/3.
- **Imports:**
  - *System library modules:*
    - persdb/persdbrt, aggregates, write, messages, prompt, lists.
  - *Packages:*
    - prelude, nonpure, hiord, assertions, regtypes, argnames, persdb, persdb(persdb\_decl), nortchecks.

### 137.2 Documentation on exports (menu\_generator)

**menu/1:** PREDICATE  
**Usage:** menu(M)  
 Like menu( M , true ).

**menu/2:** PREDICATE  
**Usage:** menu(M, Bool)  
 Like menu/4 with no selected options, taking the menu level from the term M (example: ana(1) is expert, ana is naive), and using Bool to decide whether print help message or not.

**menu/3:** PREDICATE  
**Usage:** menu(M, Level, Bool)  
 Like menu/4 with no selected options.

**menu/4:** PREDICATE

**Usage:** menu(M,Level,Bool,AlreadySelectedOpts)

Execute the menu X. Level specifies the menu level. Bool decides whether print the help message. AlreadySelectedOpts is a list with the selected options.

**get\_menu\_flag/3:** PREDICATE

**Usage:** get\_menu\_flag(M,F,V)

Returns the value in V of the flag F in the menu (-branch) M.

– *The following properties should hold at call time:*

M is currently instantiated to an atom. (term\_typing:atom/1)

F is currently instantiated to an atom. (term\_typing:atom/1)

V is a free variable. (term\_typing:var/1)

**set\_menu\_flag/3:** PREDICATE

**Usage:** set\_menu\_flag(M,F,V)

Set the value V of the flag F in the menu (-branch) M.

– *The following properties should hold at call time:*

M is currently instantiated to an atom. (term\_typing:atom/1)

F is currently instantiated to an atom. (term\_typing:atom/1)

V is a free variable. (term\_typing:var/1)

**space/1:** PREDICATE

**Usage:** space(N)

prints N spaces.

– *The following properties should hold at call time:*

N is a number. (basic\_props:num/1)

**get\_menu\_configs/1:** PREDICATE

**Usage:** get\_menu\_configs(X)

Returns a list of atoms in X with the name of stored configurations.

– *The following properties should hold at call time:*

X is a free variable. (term\_typing:var/1)

– *The following properties should hold upon exit:*

X is a list of atoms. (basic\_props:list/2)

**save\_menu\_config/1:** PREDICATE

**Usage:** save\_menu\_config(Name)

Save the current flags configuration under the Name key.

– *The following properties should hold at call time:*

Name is an atom. (basic\_props:atm/1)

- remove\_menu\_config/1:** PREDICATE  
**Usage:** `remove_menu_config(Name)`  
 Remove the configuration stored with the `Name` key (the same provided in `save_menu_config/1`).  
 – *The following properties should hold at call time:*  
   `Name` is an atom. (basic\_props:atom/1)
- restore\_menu\_config/1:** PREDICATE  
**Usage:** `restore_menu_config(Name)`  
 Restore the configuration saved with the `Name` key (the same provided in `save_menu_config/1`).  
 – *The following properties should hold at call time:*  
   `Name` is an atom. (basic\_props:atom/1)
- show\_menu\_configs/0:** PREDICATE  
**Usage:**  
 Show all stored configurations.
- show\_menu\_config/1:** PREDICATE  
**Usage:** `show_menu_config(C)`  
 Show specific configuration values pointed by `C` key (the same provided in `save_menu_config/1`).  
 – *The following properties should hold at call time:*  
   `C` is an atom. (basic\_props:atom/1)
- get\_menu\_options/2:** PREDICATE  
**Usage:** `get_menu_options(Flag,V)`  
 Returns possible options in `V` by fail for the flag `Flag`.  
 – *The following properties should hold at call time:*  
   `F` is currently instantiated to an atom. (term\_typing:atom/1)
- get\_menu\_flags/1:** PREDICATE  
**Usage:** `get_menu_flags(L)`  
 Return a list `L` of all current menu flags, composed by terms with the form `(M,F,V)`, where `M` is the menu, `F` the flag, and `V` the value. This list can be used as argument of `restore_flags_list/1`.  
 – *The following properties should hold at call time:*  
   `L` is a free variable. (term\_typing:var/1)  
 – *The following properties should hold upon exit:*  
   `L` is a list. (basic\_props:list/1)



**restore\_menu\_flags\_list/1:** PREDICATE

**Usage:** `restore_menu_flags_list(L)`

Restores menu flags. L is a list of tuple (M,F,V) where M is the menu, F is the flag, and V is the value of the flag F in the menu M.

- *The following properties should hold at call time:*

L is a list. (basic-props:list/1)

**get\_menu\_flags/2:** PREDICATE

**Usage:** `get_menu_flags(M,L)`

Return a list L of the current menu M composed by terms with the form (F=V), F the flag, and V the value. This list can be used as argument of `restore_menu_flags/2`

- *The following properties should hold at call time:*

M is any term. (basic-props:term/1)

L is a free variable. (term\_typing:var/1)

- *The following properties should hold upon exit:*

L is a list. (basic-props:list/1)

**restore\_menu\_flags/2:** PREDICATE

**Usage:** `restore_menu_flags(M,F)`

Restore the flag of the menu M. F is a list of terms F=V, which indicate the flag (F) and the value (V). M is the target menu to which those flags "belong". Additionally, F can contains terms like `changed_to_menu(NM)` that will put NM as the new target menu.

- *The following properties should hold at call time:*

M is currently instantiated to an atom. (term\_typing:atom/1)

F is a list. (basic-props:list/1)

**generate\_js\_menu/1:** PREDICATE

Internal Info. Short description and general ideas about how the JS menu is generated.

The current model for the JS menu is an array of `menuq` (object in JS).

```
var assert_rtcheck = menus.length ;
var v_assert_rtcheck ;
menus[menus.length] = new menuq(
 "assert_rtcheck",
 "Perform Run-Time Checks",
 "none,pred,pp_assrt,pp_code",
 "none",
 '((v_menu_level == "expert") &&
 (v_inter_all == "check_assertions"))') ;
```

A variable with the same name as the *flag name* is created with the value of the index of the menu in the array. Another variable with 'v\_' (v = value) indicates the value (of the flag) choosed by the user in the combo-boxes that appear on the webpage (note you should not read this if you have not seen the webpage working). The object `menuq` holds several things: the flag name (to find out the index in the array in some JS functions), the title, the options (notice there is no space in the options, this is important!), default option and the guard.

All the problem here is to generate the (JS) guard, because the rest of information is the same as in `menu_opt/6`. What code does is to execute the guard in prolog, and obtain a list of the form `[flag=value,flag2=value2...]`. Additionally an element of the list can be another list, which indicates that the join operator (`&&` or `||`) is swapped. For example: `[a=1,[b=2,c=3],d=4]` will be translated in JS like `((a==1)&&((b==2)||c==3))&&(d==4)`.

Prolog Guards (the ones in `menu_opt`) have been rewritten in order to do not generate free variables, i.e., they are finite guards now. So calling them with a variable in its first argument, we get the list like the named in the previous paragraph.

% Unfortunately, the current CiaoPP menu does not have all information % itself to concatenate several menus, i.e., when asking which kind of % action the user desire, depending on the answer one path or another % one is taken. Who decide which path? 'auto\_inteface' does. We do have % to take this into account, because generating the assertions of a % "subpath" will produce the activation of it without permission of the % father (the menu which launch it).

Also, we have to keep in mind that menu has several submenus (or branches) defined and ones connect with others. For example, the menu

```
all, 'Select Menu Level' # menu_level - naive.
all, 'Select Action Group' # inter_all - analyze :: all_menu_branch.

check(1), 'Perform Compile-Time Checks' # assert_ctcheck - on.
...

ana , 'Select Aliasing-Mode Analysis' # modes - shfr <- true.
```

defines 3 menus: `all`, `check(1)`, and `ana`. It usually happens that one menu invokes (connect or continue) with another menu (then it is a submenu or a branch). When generating the guards we have to add additional restrictions to the guards in order to make submenus do not appear in the incorrect moment. For example, `check(1)` menu will be only active if `menu_level = expert` and `inter_all=check_assertions` (more on this come later). How are several menus connected between each other? The process of connecting the menus is post-processing the selected flags (options) via post hook (the one defined after `::` field). The post-processing hook only have to add the element `ask_menu(Branch,Level)` or `ask_menu(Branch)` to the selected flag list (the argument of the hook). So let us say that when calling `all_menu_branch( X , Y )` we get:

```
?- all_menu_branch(A,B).

A = [inter_all=optimize,menu_level=naive|_A],
B = [ask_menu(opt,0),inter_all=optimize,menu_level=naive|_A] ? ;

A = [inter_all=optimize,menu_level=expert|_A],
B = [ask_menu(opt,1),inter_all=optimize,menu_level=expert|_A] ? ;

A = [inter_all=analyze,menu_level=naive|_A],
B = [ask_menu(ana,0),inter_all=analyze,menu_level=naive|_A] ? ;

A = [inter_all=analyze,menu_level=expert|_A],
B = [ask_menu(ana,1),inter_all=analyze,menu_level=expert|_A] ? ;

A = [inter_all=check_assertions,menu_level=naive|_A],
B = [ask_menu(check,0),inter_all=check_assertions,menu_level=naive|_A] ? ;
```

```

A = [inter_all=check_assertions,menu_level=expert|_A],
B = [ask_menu(check,1),inter_all=check_assertions,menu_level=expert|_A] ? ;

A = [inter_all=check_certificate,menu_level=_B|_A],
B = [inter_all=check_certificate,menu_level=_B|_A] ? ;

A = [inter_all=optimize,_A,menu_level=naive|_B],
B = [ask_menu(opt,0),inter_all=optimize,_A,menu_level=naive|_B] ?

```

Notice that the last option contains free variables in the list (not taking the tail into account). That is the indicator for us to stop searching for more solutions. Additionally, we can have more complex things like:

```

?- opt_menu_branch(A,B).

A = [menu_level=naive,inter_optimize=_A|_B],
B = [ask_menu(_A,0),menu_level=naive,inter_optimize=_A|_B] ? ;

A = [menu_level=expert,inter_optimize=_A|_B],
B = [ask_menu(_A,1),menu_level=expert,inter_optimize=_A|_B] ? ;

A = [menu_level=naive,_B,inter_optimize=_A|_C],
B = [ask_menu(_A,0),menu_level=naive,_B,inter_optimize=_A|_C] ?

```

In this situation, the menu that will be asked will depend on the value of the flag `inter_optimize`, so we will have to generate as many `ask_menu` as possible values the flag has. The predicate `generate_menu_path/2` solves all this problem: for a given flag, it looks up to find out the guard composed by flags that will activate the flag. % This predicate also consider the problem of menu aliasing, % i.e., the option `optimize` in `inter_ana` menu launch `opt` menu, so % `optimize` is an alias for `opt` or vice-versa. For example, for the given flag `ass_not_stat_eval`, the path is: `[v_menu_level=expert, v_inter_all=check_assertions]`, that means that `menu_level` flag has to have the value "expert" and the `inter_all` flag has to have the value "check\_assertions" (note that `menu_level` and `inter_all` defines two menu branches). If we would execute only the precondition we would get: `[v_assert_ctcheck=on]`.

There are % two one limitations imposed to the JS menu. % The menu level indicated by `menu_level` flag, is hirewired. The % other limitation is more serious. All flags values in the JS menu are mapped into one set of flags. In other words, changing a value of a shared flag by two menu branch will be reflected on the other branch. For example, changing type analysis in `analyze` menu branch, will modify the value of the same flag in `check_assertions` branch.

The last point to name is about generated JS guards. This world is not fair, and sometimes happens things you just do not expect. Here is one of those things. When calling the Prolog guards with the list of current selected values, the cases that can occur are much less than when seeing all the possible combinations. Something like `(a=true | a=1)&&(b=2)`, in Prolog guard execution (with instantiated things) will mean: the selected options are not nil, and `a=1` and `b=2`, or in other words: `(a==1)&&(b==2)`. But in JS, unfortunately means: `b=2`. Nowadays, this problem is solved by `clean_imperative_guard/2` which tries to remove all stupid `true` conditions, but I am sure Murphy is listening to me now and he started to create an user to make the call `clean_imperative_guard/2` generates wrong answer.

**Usage:** `generate_js_menu(DoNotIncludeList)`

Reads all multifile `menu_opt/6` predicates and writes in default output a JavaScript Menu.

– *The following properties should hold at call time:*

`DoNotIncludeList` is a list.

(basic\_props:list/1)

**eq/3:** PREDICATE

**Usage:** `eq(Type,A,B)`

`Type` is the value returned by the 2nd arg of `uni_type`. `A` and `B` are whatever terms. This predicate success if they are equal (like `A=B`).

**neq/3:** PREDICATE

**Usage:** `neq(Type,A,B)`

`Type` is the value returned by the 2nd arg of `uni_type`. `A` and `B` are whatever terms. The semantic is similar to `A == B`.

**uni\_type/2:** PREDICATE

**Usage:** `uni_type(Var,Type)`

`Var` should be the argument passed to the menu guard. `Type` is an abstract type that decides how unifications should be done in `eq/3` and `neq/3`.

**vmember/2:** PREDICATE

**Usage:** `vmember(Var,List)`

It is member equivalent predicate to be used in guards.

**menu\_flag\_values/1:** REGTYPE

**Usage:** `menu_flag_values(X)`

Flag values

### 137.3 Documentation on multifiles (menu\_generator)

**\$is\_persistent/2:** PREDICATE

No further documentation available for this predicate. The predicate is *multifile*.

The predicate is of type *data*.

**persistent\_dir/2:** PREDICATE

No further documentation available for this predicate. The predicate is *multifile*.

The predicate is of type *data*.

**persistent\_dir/4:** PREDICATE

No further documentation available for this predicate. The predicate is *multifile*.

The predicate is of type *data*.

**menu\_default/3:**

PREDICATE

**(Trust) Usage 1:** menu\_default(Menu,Flag,DefaultValue)

Menu is a term that has to correspond with the 1st argument of Menu. Flag is the desired flag to have a default value. DefaultValue is the default value of Flag.

– *The following properties should hold at call time:*

Menu is any term. (basic\_props:term/1)

Flag is an atom. (basic\_props:atm/1)

DefaultValue is an atom. (basic\_props:atm/1)

**(Trust) Usage 2:** menu\_default(Menu,Flag,DefaultValue)

– *The following properties hold upon exit:*

Menu is an atom. (basic\_props:atm/1)

Flag is an atom. (basic\_props:atm/1)

DefaultValue is an atom. (basic\_props:atm/1)

**(Trust) Usage 3:** menu\_default(Menu,Flag,DefaultValue)

This call mode can be used to ask which flags and its values has a menu menu

– *The following properties should hold at call time:*

Menu is an atom. (basic\_props:atm/1)

Flag is a free variable. (term\_typing:var/1)

DefaultValue is a free variable. (term\_typing:var/1)

**(Trust) Usage 4:** menu\_default(Menu,Flag,DefaultValue)

This call mode can be used to ask which value have the flag Flag in the menu menu

– *The following properties should hold at call time:*

Menu is an atom. (basic\_props:atm/1)

Flag is an atom. (basic\_props:atm/1)

DefaultValue is a free variable. (term\_typing:var/1)

The predicate is *multifile*.

**menu\_opt/6:**

PREDICATE

**Usage 1:** menu\_opt(Menu,Flag,Text,Guard,BeforePrinting,SelectedHook)

Menu is a term that specifies the menu name. It can be an atom or just a predicate of arity 1, where the 1st argument indicates the menu level (i.e., ana(1) is the level 1 of 'ana' menu). Flag is the flag that will be asked.

Text is the test that will be printed when asking the Flag.

Guard is a predicate of arity 1 that is invoked to see if the flag should be asked. The argument is the selected menu options till moment in the way: [flag1=value1, flag2=value2, ...].

BeforePrinting is a predicate of arity 0, that is invoked whenever the menu option has been selected the validator menu options chooser.

SelectedHook is a predicate of arity 2, that is invoked whenever the flag has been selected by the user. The 1st argument are the current selected values, including the current flag, and in the 2nd argument the possible modified list is expected.

In summary, if Guard holds, then BeforePrinting is executed (no action is taken whether it fails or not), and after the user has types the option SelectedHook is invoked.

- *The following properties should hold at call time:*
  - Menu is any term. (basic\_props:term/1)
  - Flag is an atom. (basic\_props:atom/1)
  - Text is an atom. (basic\_props:atom/1)
  - Guard is a term which represents a goal, i.e., an atom or a structure. (basic\_props:callable/1)
  - BeforePrinting is a term which represents a goal, i.e., an atom or a structure. (basic\_props:callable/1)
  - SelectedHook is a term which represents a goal, i.e., an atom or a structure. (basic\_props:callable/1)

**(Trust) Usage 2:** menu\_opt(Menu,Flag,Text,Guard,BeforePrinting,SelectedHook)

- *The following properties should hold at call time:*
  - Menu is any term. (basic\_props:term/1)
  - Flag is any term. (basic\_props:term/1)
  - Text is any term. (basic\_props:term/1)
  - Guard is any term. (basic\_props:term/1)
  - BeforePrinting is any term. (basic\_props:term/1)
  - SelectedHook is any term. (basic\_props:term/1)

The predicate is *multifile*.

### hook\_menu\_flag\_values/3:

PREDICATE

**Usage:** hook\_menu\_flag\_values(Menu,Flag,Values)

It is a hook. It is invoked whenever a menu question is printed. **Values** is a term which specifies the possible values. If **Values** is alist(List) -atom list-, then menu will check if the typed value by user belongs to List. If **Values** is a term ask(T,Flag), the menu will invoke hook\_menu\_check\_flag\_value/3 hook to check if introduced value is valid.

- *The following properties should hold at call time:*
  - Menu is currently instantiated to an atom. (term\_typing:atom/1)
  - Flag is currently instantiated to an atom. (term\_typing:atom/1)
  - Values is a free variable. (term\_typing:var/1)
- *The following properties should hold upon exit:*
  - Flag values (menu\_generator:menu\_flag\_values/1)

The predicate is *multifile*.

### hook\_menu\_check\_flag\_value/3:

PREDICATE

**Usage:** hook\_menu\_check\_flag\_value(M,F,V)

It is a hook. It is invoked whenever the menu needs to check whether the answer introduced for the menu M is correct. This happens when hook\_menu\_flag\_values/3 returns in its second argument something different than alist(\_).

The predicate is *multifile*.

**hook\_menu\_flag\_help/3:**

PREDICATE

**Usage:** hook\_menu\_flag\_help(M,F,H)

It is a hook. It is invoked whenever the user ask for a help description, H, of the flag F in the menu M.

The predicate is *multifile*.

**hook\_menu\_default\_option/3:**

PREDICATE

**Usage:** hook\_menu\_default\_option(M,F,D)

It is a hook. It is invoked whenever the menu needs to offer a default option to the user in the menu M and it has not been neither introduced before nor specified by `menu_default/3`.

The predicate is *multifile*.

### 137.4 Known bugs and planned improvements (menu\_generator)

- Run-time checks have been reported not to work with this code. That means that either the assertions here, or the code that implements the run-time checks are erroneous.

## 138 Interface to daVinci

**Author(s):** Francisco Bueno.

This library allows connecting a Ciao Prolog application with daVinci V2.X.

The communication is based on a two-way channel: after daVinci is started, messages are sent in to it and read in from it on demand by different Prolog predicates. Messages are sent via writing the term as text; messages are received by reading text and returning an atom. Commands sent and answers received are treated as terms from the Prolog side, since for daVinci they are text but have term syntax; the only difficulty lies in strings, for which special Prolog syntax is provided.

See accompanying file `library(davinci(commands))` for examples on the use of this library. daVinci is developed by U. of Bremen, Germany.

### 138.1 Usage and interface (davinci)

- **Library usage:**  
`:- use_module(library(davinci)).`
- **Exports:**
  - *Predicates:*  
`davinci/0, topd/0, davinci_get/1, davinci_get_all/1, davinci_put/1, davinci_quit/0, davinci_ugraph/1, davinci_lgraph/1, ugraph2term/2, formatting/2.`
- **Imports:**
  - *System library modules:*  
`aggregates, prompt, format, read, graphs/ugraphs, write, system.`
  - *Packages:*  
`prelude, nonpure, assertions.`

### 138.2 Documentation on exports (davinci)

**davinci/0:** PREDICATE  
 Start up a daVinci process.

**topd/0:** PREDICATE  
 A toplevel to send to daVinci commands from standard input.

**davinci\_get/1:** PREDICATE  
**Usage:** `davinci_get(Term)`  
 Get a message from daVinci. **Term** is a term corresponding to daVinci's message.



- davinci\_get\_all/1:** PREDICATE  
**Usage:** `davinci_get_all(List)`  
 Get all pending messages. `List` is a list of terms as in `davinci_get/1`.  
 – *The following properties should hold upon exit:*  
   `List` is a list. (basic\_props:list/1)
- davinci\_put/1:** PREDICATE  
**Usage:** `davinci_put(Term)`  
 Send a command to daVinci.  
 – *The following properties should hold at call time:*  
   `davinci:davinci_command(Term)` (davinci:davinci\_command/1)
- davinci\_quit/0:** PREDICATE  
 Exit daVinci process. All pending answers are lost!
- davinci\_ugraph/1:** PREDICATE  
**Usage:** `davinci_ugraph(Graph)`  
 Send a graph to daVinci.  
 – *The following properties should hold at call time:*  
   `davinci:ugraph(Graph)` (davinci:ugraph/1)
- davinci\_lgraph/1:** PREDICATE  
**Usage:** `davinci_lgraph(Graph)`  
 Send a labeled graph to daVinci.  
 – *The following properties should hold at call time:*  
   `davinci:lgraph(Graph)` (davinci:lgraph/1)
- ugraph2term/2:** PREDICATE  
 No further documentation available for this predicate.
- formatting/2:** PREDICATE  
 No further documentation available for this predicate.

### 138.3 Documentation on internals (davinci)

#### **davinci\_command/1:**

PROPERTY

Syntactically, a command is a term. Semantically, it has to correspond to a command understood by daVinci. Two terms are interpreted in a special way: `string/1` and `text/1`: `string(Term)` is given to daVinci as "Term"; `text(List)` is given as "Term1 Term2 ...Term " for each Term in List. If your term has functors `string/1` and `text/1` that you don't want to be interpreted this way, use it twice, i.e., `string(string(Term))` is given to daVinci as `string(Term')` where Term' is the interpretation of Term.

#### **ugraph/1:**

PROPERTY

`ugraph(Graph)`

`Graph` is a term which denotes an ugraph as in `library(ugraphs)`. Vertices of the form `node/2` are interpreted in a special way: `node(Term,List)` is interpreted as a vertex Term with attributes List. List is a list of terms conforming the syntax of `davinci_put/1` and corresponding to daVinci's graph nodes attributes. If your vertex has functor `node/2` and you don't want it to be interpreted this way, use it twice, i.e., `node(node(T1,T2), [])` is given to daVinci as vertex `node(T1,T2)`. A vertex is used both as label and name of daVinci's graph node. daVinci's graph edges have label V1-V2 where V1 is the source and V2 the sink of the edge. There is no support for multiple edges between the same two vertices.

#### **lgraph/1:**

PROPERTY

`lgraph(Graph)`

`Graph` is a term which denotes a wgraph as in `library(wgraphs)`, except that the weights are labels, i.e., they do not need to be integers. Vertices of the form `node/2` are interpreted in a special way. Edge labels are converted into special intermediate vertices. Duplicated labels are solved by adding dummy atoms ''. There is no support for multiple edges between the same two vertices.



## 139 The Tcl/Tk interface

**Author(s):** Montse Iglesias Urraca, The CLIP Group.

The `tcltk` library package is a bidirectional interface to the *Tcl* language and the *Tk* toolkit. Tcl is an interpreted scripting language with many extension packages, particularly the graphical interface toolkit, Tk. The interaction between both languages is expressed in terms of an interface between the Tcl/Tk process and the Prolog process. This approach allows the development of mixed applications where both sides, Tcl/Tk and Prolog, can be combined in order to exploit their respective capabilities.

This library uses two sockets to connect both the Tcl and the Prolog processes: *event\_socket* and *term\_socket*. There are also two Tcl global variables: *prolog\_variables* and *terms*. The value of any of the bound variables in a goal will be stored in the array `prolog_variables` with the variable name as index. *Terms* is the string which contains the printed representation of prolog *terms*.

### Prolog to Tcl

The Tcl/Tk side waits for requests from the Prolog side, and executes the Tcl/Tk code received. Also, the Tcl/Tk side handles the events and exceptions which may be raised on its side, passing on control to the Prolog side in case it is necessary.

To use Tcl, you must create a *Tcl interpreter* object and send commands to it. A *Tcl* command is specified as follows:

```

Command --> Atom { other than [] }
 | Number
 | chars(PrologString)
 | write(Term)
 | format(Fmt,Args)
 | dq(Command)
 | br(Command)
 | sqb(Command)
 | min(Command)
 | ListOfCommands
ListOfCommands --> []
 | [Command|ListOfCommands]

```

where:

`Atom` denotes the printed representation of the atom.

`Number` denotes their printed representations.

`chars(PrologString)`  
denotes the string represented by *PrologString* (a list of character codes).

`write(Term)`  
denotes the string that is printed by the corresponding built-in predicate.

`format(Term)`  
denotes the string that is printed by the corresponding built-in predicate.

`dq(Command)`  
denotes the string specified by *Command*, enclosed in double quotes.

`br(Command)`  
denotes the string specified by *Command*, enclosed in braces.

`sqb(Command)`  
denotes the string specified by *Command*, enclosed in square brackets.

`min(Command)`

denotes the string specified by *Command*, immediately preceded by a hyphen.

`ListOfCommands`

denotes the strings denoted by each element, separated by spaces.

The predicates to use Tcl from Prolog are `tcl_new/1`, `tcl_delete/1`, `tcl_eval/3`, and `tcl_event/3`.

An example of use with Prolog as master and Tcl as slave, consisting of a GUI to a program which calculates the factorial of a number:

```
:- use_module(library(tcltk)).
```

```
go :-
```

```
 tcl_new(X),
 tcl_eval(X, [button, '.b', min(text), dq('Compute!')], _),
 tcl_eval(X, [button, '.c', '-text', dq('Quit')], _),
 tcl_eval(X, [entry, '.e1', min(textvariable), 'inputval'], _),
 tcl_eval(X, [label, '.l1', min(text), dq('The factorial of ')], _),
 tcl_eval(X, [pack, '.l1', '.e1'], _),
 tcl_eval(X, [entry, '.e2', min(textvariable), 'outputval'], _),
 tcl_eval(X, [label, '.l2', min(text), dq('is ')], _),
 tcl_eval(X, [pack, '.l2', '.e2'], _),
 tcl_eval(X, [pack, '.b', '.c', min(side), 'left'], _),
 tcl_eval(X, [bind, '.b', '<ButtonPress-1>',
 br([set, 'inputval', '$inputval', '\n',
 prolog_one_event,
 dq(write(execute(tk_test_aux:factorial('$inputval', 'Outputval')))),
 '\n',
 set, 'outputval', '$prolog_variables(Outputval)'])],
 _),
 tcl_eval(X, [bind, '.c', '<ButtonPress-1>',
 br([prolog_one_event,
 dq(write(execute(exit_tk_event_loop))])]),
 _),
 tk_event_loop(X).
```

### Tcl to Prolog

This is the usual way to build a GUI application. The slave, Prolog, behaves as a server that fulfills eventual requests from the master side, Tcl. At some point, during the user interaction with the GUI, an action may take place that triggers the execution of some procedure on the slave side (a form submit, for example). Thus, the slave is invoked, performs a service, and returns the result to the GUI through the socket connection.

This library includes two main specific Tcl commands:

`prolog Goal`

*Goal* is a string containing the printed representation of a Prolog goal. The goal will be called in the user module unless it is prefixed with another module name. The call is always deterministic and its can be either of the following:

1, in case of success

The value of any of the variables in the goal that is bound to a term will be returned to Tcl in the array `prolog_variables` with the variable name as index.

0, if the execution fails

The Prolog exception Tcl exception is raised. The error message will be "Prolog Exception: " appended with a string representation of such exception.

**prolog\_event** *Term*

Adds the new *term* to the *terms* queue. These can be later retrieved through predicates `tcl_event/3` and `tk_next_event/2`.

Additionally, seven extra Tcl commands are defined.

**prolog\_delete\_event**

Deletes the first *term* of the *terms* queue.

**prolog\_list\_events**

Sends all the *terms* of the *terms* queue through the *event\_socket*. The last element is *end\_of\_event\_list*.

**prolog\_cmd** *Command*

Receives as an argument the Tcl/Tk code, evaluates it and returns through the *term\_socket* the term *tcl\_error* in case of error or the term *tcl\_result* with the result of the command executed. If the command is *prolog*, upon return, the goal run on the prolog side is received. In order to get the value of the variables, predicates are compared using the *unify\_term* command. Returns 0 when the script runs without errors, and 1 if there is an error.

**prolog\_one\_event** *Term*

Receives as an argument the *term* associated to one of the Tk events. Sends the *term* through the *event\_socket* and waits for its unification. Then *unify\_term* command is called to update the *prolog\_variables* array.

**prolog\_thread\_event** *Term*

Receives as an argument the *term* associated to one of the Tk events. Sends the *term* through the *event\_socket* and waits for its unification. Then *unify\_term* command is called to update the *prolog\_variables* array. In this case the *term\_socket* is non blocking.

**convert\_variables** *String*

Its argument is a string containing symbols that can not be sent through the sockets. This procedure deletes them from the input string and returns the new string.

**unify\_term** *Term1 Term2*

Unifies *Term1* and *Term2* and updates the the *prolog\_variables* array.

The predicates to use Prolog from Tcl are `tk_event_loop/1`, `tk_main_loop/1`, `tk_new/2`, and `tk_next_event/2`.

An example of use with Tcl as master and Prolog as slave, implementing the well known "Hello, world!" dummy program (more can be seen in directory examples):

Prolog side:

```
:- use_module(library(tcltk)).
:- use_package(classic).
```

```
hello('Hello, world!').
```

go :-

```
tk_new([name('Simple')], Tcl),
tcl_eval(Tcl, 'source simple.tcl', _),
tk_main_loop(Tcl),
```

```
tcl_delete(Tcl).
```

Tcl side (simple.tcl):

```
label .l -textvariable tvar
button .b -text "Go!" -command {run}
pack .l .b -side top

proc run {} {

 global prolog_variables
 global tvar

 prolog hello(X)
 set tvar $prolog_variables(X)
}
```

## 139.1 Usage and interface (tcltk)

- **Library usage:**  
:- use\_module(library(tcltk)).
- **Exports:**
  - *Predicates:*  
tcl\_new/1, tcl\_eval/3, tcl\_delete/1, tcl\_event/3, tk\_event\_loop/1, tk\_main\_loop/1, tk\_new/2, tk\_next\_event/2.
  - *Regular Types:*  
tclInterpreter/1, tclCommand/1.
- **Imports:**
  - *System library modules:*  
tcltk/tcltk\_low\_level, write.
  - *Packages:*  
prelude, nonpure, assertions, isomodes, regtypes.

## 139.2 Documentation on exports (tcltk)

**tcl\_new/1:**

PREDICATE

**Usage:** tcl\_new(TclInterpreter)

Creates a new interpreter, initializes it, and returns a handle to it in TclInterpreter.

- *Call and exit should be compatible with:*

TclInterpreter is a reference to a *Tcl* interpreter. (tcltk:tclInterpreter/1)

- *The following properties should hold at call time:*

TclInterpreter is a free variable. (term\_typing:var/1)

**tcl\_eval/3:**

PREDICATE

**Usage:** `tcl_eval(TclInterpreter,Command,Result)`

Evaluates the commands given in `Command` in the Tcl interpreter `TclInterpreter`. The result will be stored as a string in `Result`. If there is an error in `Command` an exception is raised. The error messages will be *Tcl Exception:* if the error is in the syntax of the Tcl/Tk code or *Prolog Exception:*, if the error is in the prolog term.

– *Call and exit should be compatible with:*

`TclInterpreter` is a reference to a *Tcl* interpreter. (tcltk:tclInterpreter/1)

`Command` is a *Tcl* command. (tcltk:tclCommand/1)

`Result` is a string (a list of character codes). (basic\_props:string/1)

– *The following properties should hold at call time:*

`TclInterpreter` is currently a term which is not a free variable. (term\_typing:nonvar/1)

`Command` is currently a term which is not a free variable. (term\_typing:nonvar/1)

`Result` is a free variable. (term\_typing:var/1)

*Meta-predicate* with arguments: `tcl_eval(?,?,addmodule(?))`.

**tcl\_delete/1:**

PREDICATE

**Usage:** `tcl_delete(TclInterpreter)`

Given a handle to a Tcl interpreter in variable `TclInterpreter`, it deletes the interpreter from the system.

– *Call and exit should be compatible with:*

`TclInterpreter` is a reference to a *Tcl* interpreter. (tcltk:tclInterpreter/1)

– *The following properties should hold at call time:*

`TclInterpreter` is currently a term which is not a free variable. (term\_typing:nonvar/1)

**tcl\_event/3:**

PREDICATE

**Usage:** `tcl_event(TclInterpreter,Command,Events)`

Evaluates the commands given in `Command` in the Tcl interpreter whose handle is provided in `TclInterpreter`. `Events` is a list of terms stored from Tcl by *prolog\_event*. Blocks until there is something on the event queue

– *Call and exit should be compatible with:*

`TclInterpreter` is a reference to a *Tcl* interpreter. (tcltk:tclInterpreter/1)

`Command` is a *Tcl* command. (tcltk:tclCommand/1)

`Events` is a list. (basic\_props:list/1)

– *The following properties should hold at call time:*

`TclInterpreter` is currently a term which is not a free variable. (term\_typing:nonvar/1)

`Command` is currently a term which is not a free variable. (term\_typing:nonvar/1)

`Events` is a free variable. (term\_typing:var/1)



**tclInterpreter/1:** REGTYPE

**Usage:** `tclInterpreter(I)`

`I` is a reference to a *Tcl* interpreter.

**tclCommand/1:** REGTYPE

**Usage:** `tclCommand(C)`

`C` is a *Tcl* command.

**tk\_event\_loop/1:** PREDICATE

**Usage:** `tk_event_loop(TclInterpreter)`

Waits for an event and executes the goal associated to it. Events are stored from Tcl with the *prolog* command. The unified term is sent to the Tcl interpreter in order to obtain the value of the tcl array of *prolog\_variables*. If the term received does not have the form `execute(Goal)`, the predicate silently exits. If the execution of `Goal` raises a Prolog error, the interpreter is deleted and an error message is given.

– *Call and exit should be compatible with:*

`TclInterpreter` is a reference to a *Tcl* interpreter. (tcltk:tclInterpreter/1)

– *The following properties should hold at call time:*

`TclInterpreter` is currently a term which is not a free variable.  
(term.typing:nonvar/1)

**tk\_main\_loop/1:** PREDICATE

**Usage:** `tk_main_loop(TclInterpreter)`

Passes control to Tk until all windows are gone.

– *Call and exit should be compatible with:*

`TclInterpreter` is a reference to a *Tcl* interpreter. (tcltk:tclInterpreter/1)

– *The following properties should hold at call time:*

`TclInterpreter` is currently a term which is not a free variable.  
(term.typing:nonvar/1)

**tk\_new/2:** PREDICATE

**Usage:** `tk_new(Options,TclInterpreter)`

Performs basic Tcl and Tk initialization and creates the main window of a Tk application. `Options` is a list of optional elements according to:

`name(+ApplicationName)`

Sets the Tk main window title to `ApplicationName`. It is also used for communicating between Tcl/Tk applications via the Tcl *send* command. Default name is an empty string.

`display(+Display)`

Gives the name of the screen on which to create the main window. Default is normally determined by the `DISPLAY` environment variable.

**file** Opens the script **file**. Commands will not be read from standard input and the execution returns back to Prolog only after all windows (and the interpreter) have been deleted.

- *Call and exit should be compatible with:*

**Options** is a list. (basic\_props:list/1)

**TclInterpreter** is a reference to a *Tcl* interpreter. (tcltk:tclInterpreter/1)

- *The following properties should hold at call time:*

**Options** is currently a term which is not a free variable. (term\_typing:nonvar/1)

**TclInterpreter** is a free variable. (term\_typing:var/1)

### **tk\_next\_event/2:**

PREDICATE

**Usage:** `tk_next_event(TclInterpreter,Event)`

Processes events until there is at least one Prolog event associated with **TclInterpreter**. **Event** is the term corresponding to the head of a queue of events stored from Tcl with the *prolog\_event* command.

- *Call and exit should be compatible with:*

**TclInterpreter** is a reference to a *Tcl* interpreter. (tcltk:tclInterpreter/1)

**Event** is a string (a list of character codes). (basic\_props:string/1)

- *The following properties should hold at call time:*

**TclInterpreter** is currently a term which is not a free variable. (term\_typing:nonvar/1)

**Event** is a free variable. (term\_typing:var/1)



## 140 Low level interface library to Tcl/Tk

**Author(s):** Montse Iglesias Urraca.

The `tcltk_low_level` library defines the low level interface used by the `tcltk` library. Essentially it includes all the code related directly to the handling of sockets and processes. This library should normally not be used directly by user programs, which use `tcltk` instead. On the other hand in some cases it may be useful to understand how this library works in order to understand possible problems in programs that use the `tcltk` library.

### 140.1 Usage and interface (`tcltk_low_level`)

- **Library usage:**  
`:- use_module(library(tcltk_low_level)).`
- **Exports:**
  - *Predicates:*  
`new_interp/1, new_interp/2, new_interp_file/2, tcltk/2, tcltk_raw_code/2, receive_result/2, send_term/2, receive_event/2, receive_list/2, receive_confirm/2, delete/1.`
- **Imports:**
  - *System library modules:*  
`terms, sockets/sockets, system, write, read, strings, format.`
  - *Packages:*  
`prelude, nonpure, assertions, isomodes, regtypes.`

### 140.2 Documentation on exports (`tcltk_low_level`)

**new\_interp/1:** PREDICATE

**Usage:** `new_interp(TclInterpreter)`

Creates two sockets to connect to the *wish* process, the term socket and the event socket, and opens a pipe to process *wish* in a new shell.

- *Call and exit should be compatible with:*

`TclInterpreter` is a reference to a *Tcl* interpreter. (`tcltk_low_level:tclInterpreter/1`)

- *The following properties should hold at call time:*

`TclInterpreter` is a free variable. (term\_typing:var/1)

**new\_interp/2:** PREDICATE

**Usage:** `new_interp(TclInterpreter,Options)`

Creates two sockets, the term socket and the event socket, and opens a pipe to process *wish* in a new shell invoked with the `Options`.

- *Call and exit should be compatible with:*

`TclInterpreter` is a reference to a *Tcl* interpreter. (`tcltk_low_level:tclInterpreter/1`)

`Options` is currently instantiated to an atom. (term\_typing:atom/1)

- *The following properties should hold at call time:*  
**TclInterpreter** is a free variable. (term\_typing:var/1)  
**Options** is currently a term which is not a free variable. (term\_typing:nonvar/1)

### **new\_interp\_file/2:** PREDICATE

**Usage:** `new_interp_file(FileName,TclInterpreter)`

Creates two sockets, the term socket and the event socket, and opens a pipe to process *wish* in a new shell invoked with a **FileName**. **FileName** is treated as a name of a script file

- *Call and exit should be compatible with:*  
**FileName** is a string (a list of character codes). (basic\_props:string/1)  
**TclInterpreter** is a reference to a *Tcl* interpreter. (tcltk\_low\_level:tclInterpreter/1)
- *The following properties should hold at call time:*  
**FileName** is currently a term which is not a free variable. (term\_typing:nonvar/1)  
**TclInterpreter** is a free variable. (term\_typing:var/1)

### **tcltk/2:** PREDICATE

**Usage:** `tcltk(Code,TclInterpreter)`

Sends the **Code** converted to string to the **TclInterpreter**

- *Call and exit should be compatible with:*  
**Code** is a *Tcl* command. (tcltk\_low\_level:tclCommand/1)  
**TclInterpreter** is a reference to a *Tcl* interpreter. (tcltk\_low\_level:tclInterpreter/1)
- *The following properties should hold at call time:*  
**Code** is currently a term which is not a free variable. (term\_typing:nonvar/1)  
**TclInterpreter** is currently a term which is not a free variable. (term\_typing:nonvar/1)

### **tcltk\_raw\_code/2:** PREDICATE

**Usage:** `tcltk_raw_code(String,TclInterpreter)`

Sends the tcltk code items of the **Stream** to the **TclInterpreter**

- *Call and exit should be compatible with:*  
**String** is a string (a list of character codes). (basic\_props:string/1)  
**TclInterpreter** is a reference to a *Tcl* interpreter. (tcltk\_low\_level:tclInterpreter/1)
- *The following properties should hold at call time:*  
**String** is currently a term which is not a free variable. (term\_typing:nonvar/1)  
**TclInterpreter** is currently a term which is not a free variable. (term\_typing:nonvar/1)

### **receive\_result/2:** PREDICATE

**Usage:** `receive_result(Result,TclInterpreter)`

Receives the **Result** of the last *TclCommand* into the **TclInterpreter**. If the *TclCommand* is not correct the *wish* process is terminated and a message appears showing the error

- *Call and exit should be compatible with:*  
**Result** is a string (a list of character codes). (basic\_props:string/1)  
**TclInterpreter** is a reference to a *Tcl* interpreter. (tcltk\_low\_level:tclInterpreter/1)
- *The following properties should hold at call time:*  
**Result** is a free variable. (term\_typing:var/1)  
**TclInterpreter** is currently a term which is not a free variable.  
(term\_typing:nonvar/1)

**send\_term/2:**

PREDICATE

**Usage:** send\_term(String,TclInterpreter)

Sends the goal executed to the TclInterpreter. String has the predicate with unified variables

- *Call and exit should be compatible with:*  
**String** is a string (a list of character codes). (basic\_props:string/1)  
**TclInterpreter** is a reference to a *Tcl* interpreter. (tcltk\_low\_level:tclInterpreter/1)
- *The following properties should hold at call time:*  
**String** is currently a term which is not a free variable. (term\_typing:nonvar/1)  
**TclInterpreter** is currently a term which is not a free variable.  
(term\_typing:nonvar/1)

**receive\_event/2:**

PREDICATE

**Usage:** receive\_event(Event,TclInterpreter)

Receives the Event from the event socket of the TclInterpreter.

- *Call and exit should be compatible with:*  
**Event** is a list. (basic\_props:list/1)  
**TclInterpreter** is a reference to a *Tcl* interpreter. (tcltk\_low\_level:tclInterpreter/1)
- *The following properties should hold at call time:*  
**Event** is a free variable. (term\_typing:var/1)  
**TclInterpreter** is currently a term which is not a free variable.  
(term\_typing:nonvar/1)

**receive\_list/2:**

PREDICATE

**Usage:** receive\_list(List,TclInterpreter)

Receives the List from the event socket of the TclInterpreter. The List has all the predicates that have been inserted from Tcl/Tk with the command prolog\_event. It is a list of terms.

- *Call and exit should be compatible with:*  
**List** is a list. (basic\_props:list/1)  
**TclInterpreter** is a reference to a *Tcl* interpreter. (tcltk\_low\_level:tclInterpreter/1)
- *The following properties should hold at call time:*  
**List** is a free variable. (term\_typing:var/1)  
**TclInterpreter** is currently a term which is not a free variable.  
(term\_typing:nonvar/1)

**receive\_confirm/2:** PREDICATE

**Usage:** `receive_confirm(String, TclInterpreter)`

Receives the **String** from the event socket of the **TclInterpreter** when a term inserted into the event queue is managed.

- *Call and exit should be compatible with:*

**String** is a string (a list of character codes). (basic\_props:string/1)

**TclInterpreter** is a reference to a *Tcl* interpreter. (tcltk\_low\_level:tclInterpreter/1)

- *The following properties should hold at call time:*

**String** is a free variable. (term\_typing:var/1)

**TclInterpreter** is currently a term which is not a free variable. (term\_typing:nonvar/1)

**delete/1:** PREDICATE

**Usage:** `delete(TclInterpreter)`

Terminates the *wish* process and closes the pipe, term socket and event socket. Deletes the interpreter **TclInterpreter** from the system

- *Call and exit should be compatible with:*

**TclInterpreter** is a reference to a *Tcl* interpreter. (tcltk\_low\_level:tclInterpreter/1)

- *The following properties should hold at call time:*

**TclInterpreter** is currently a term which is not a free variable. (term\_typing:nonvar/1)

**140.3 Documentation on internals (tcltk\_low\_level)****core/1:** PREDICATE

**Usage:** `core(String)`

**core/1** is a set of facts which contain **Strings** to be sent to the Tcl/Tk interpreter on startup. They implement miscellaneous Tcl/Tk procedures which are used by the Tcl/Tk interface.

- *Call and exit should be compatible with:*

**String** is a string (a list of character codes). (basic\_props:string/1)

- *The following properties should hold at call time:*

**String** is a free variable. (term\_typing:var/1)

## 141 The PiLLOW Web programming library

**Author(s):** Daniel Cabeza, Manuel Hermenegildo.

This package implements the PiLLOW library [CHV96a]. The following three chapters document, respectively, the predicates for HTML/XML/CGI programming, the predicate for HTTP connectivity, and the types used in the definition of the predicates (key for fully understanding the other predicates). You can find a paper and some additional information in the `library/pillow/doc` directory of the distribution, and in the WWW at <http://clip.dia.fi.upm.es/Software/pillow/pillow.html>. There is also a *PiLLOW on-line tutorial* (slides) at [http://clip.dia.fi.upm.es/logalg/slides/C\\_pillow/C\\_pillow.html](http://clip.dia.fi.upm.es/logalg/slides/C_pillow/C_pillow.html) which illustrates the basic features and provides a number of examples of PiLLOW use.

### 141.1 Installing PiLLOW

To correctly install PiLLOW, first, make sure you downloaded the right version of PiLLOW (there are different versions for different LP/CLP systems; the version that comes with Ciao is of course the right one for Ciao). Then, please follow these steps:

1. Copy the files in the `images` directory to a WWW accessible directory in your server.
2. Edit the file `icon_address.pl` and change the fact to point to the URL to be used to access the images above.
3. In the Ciao system the files are in the correct place, in other systems copy the files `pillow.pl` and `icon_address.pl` to a suitable directory so that your Prolog system will find them.

### 141.2 Usage and interface (`pillow_doc`)

- **Library usage:**

```
:- use_package(pillow).
or
:- module(...,[pillow]).
```
- **New operators defined:**

```
$/2 [150,xfx], $/1 [150,fx].
```
- **Imports:**
  - *System library modules:*

```
pillow/http, pillow/html.
```
  - *Packages:*

```
prelude, nonpure, assertions.
```





## 142 HTML/XML/CGI programming

**Author(s):** Daniel Cabeza, Manuel Hermenegildo, Sacha Varma.

This module implements the predicates of the PiLLoW package related to HTML/ XML generation and parsing, CGI and form handlers programming, and in general all the predicates which do not imply the use of the HTTP protocol.

### 142.1 Usage and interface (html)

- **Library usage:**  
`:- use_module(library(html)).`
- **Exports:**
  - *Predicates:*  
`output_html/1, html2terms/2, xml2terms/2, html_template/3, html_report_error/1, get_form_input/1, get_form_value/3, form_empty_value/1, form_default/3, set_cookie/2, get_cookies/1, url_query/2, url_query_amp/2, url_query_values/2, my_url/1, url_info/2, url_info_relative/3, form_request_method/1, icon_address/2, html_protect/1, http_lines/3.`
  - *Multifiles:*  
`define_flag/3, html_expansion/2.`
- **Imports:**
  - *System library modules:*  
`strings, lists, system, read, pillow/pillow_aux, pillow/pillow_types.`
  - *Packages:*  
`prelude, nonpure, assertions, isomodes, dcg, define_flag.`

### 142.2 Documentation on exports (html)

**output\_html/1:** PREDICATE  
`output_html(HTMLTerm)`  
 Outputs HTMLTerm, interpreted as an `html_term/1`, to current output stream.  
**(True) Usage:**  
 – *The following properties should hold at call time:*  
 HTMLTerm is a term representing HTML code. (pillow\_types:html\_term/1)

**html2terms/2:** PREDICATE  
`html2terms(String, Terms)`  
 String is a character list containing HTML code and Terms is its prolog structured representation.  
**(True) Usage 1:**  
 Translates an HTML-term into the HTML code it represents.

- *The following properties should hold at call time:*  
**String** is a free variable. (term\_typing:var/1)  
**Terms** is a term representing HTML code. (pillow\_types:html\_term/1)
- *The following properties hold upon exit:*  
**String** is a string (a list of character codes). (basic\_props:string/1)

**(True) Usage 2:**

Translates HTML code into a structured HTML-term.

- *Calls should, and exit will be compatible with:*  
**Terms** is a term representing HTML code in canonical form. (pillow\_types:canonic\_html\_term/1)
- *The following properties should hold at call time:*  
**String** is a string (a list of character codes). (basic\_props:string/1)
- *The following properties hold upon exit:*  
**Terms** is a term representing HTML code in canonical form. (pillow\_types:canonic\_html\_term/1)

**xml2terms/2:**

PREDICATE

`xml2terms(String, Terms)`

**String** is a character list containing XML code and **Terms** is its prolog structured representation.

**(True) Usage 1:**

Translates a XML-term into the XML code it represents.

- *The following properties should hold at call time:*  
**String** is a free variable. (term\_typing:var/1)  
**Terms** is a term representing HTML code. (pillow\_types:html\_term/1)
- *The following properties hold upon exit:*  
**String** is a string (a list of character codes). (basic\_props:string/1)

**(True) Usage 2:**

Translates XML code into a structured XML-term.

- *Calls should, and exit will be compatible with:*  
**Terms** is a term representing XML code in canonical form. (pillow\_types:canonic\_xml\_term/1)
- *The following properties should hold at call time:*  
**String** is a string (a list of character codes). (basic\_props:string/1)
- *The following properties hold upon exit:*  
**Terms** is a term representing XML code in canonical form. (pillow\_types:canonic\_xml\_term/1)

**html\_template/3:**

PREDICATE

`html_template(Chars, Terms, Dict)`

Interprets **Chars** as an HTML template returning in **Terms** the corresponding structured HTML-term, which includes variables, and unifying **Dict** with a dictionary of those variables (an incomplete list of *name=Var* pairs). An HTML template is standard HTML

code, but in which “slots” can be defined and given an identifier. These slots represent parts of the HTML code in which other HTML code can be inserted, and are represented in the HTML-term as free variables. There are two kinds of variables in templates:

- Variables representing page contents. A variable with name *name* is defined with the special tag `<V>name</V>`.
- Variables representing tag attributes. They occur as an attribute or an attribute value starting with `_`, followed by its name, which must be formed by alphabetic characters.

As an example, suppose the following HTML template:

```
<html>
<body bgcolor=_bgcolor>
<v>content</v>
</body>
</html>
```

The following query in the Ciao toplevel shows how the template is parsed, and the dictionary returned:

```
?- file_to_string('template.html',_S), html_template(_S,Terms,Dict).
```

```
Dict = [bgcolor=_A,content=_B|_],
Terms = [env(html,[],["
",env(body,[bgcolor=_A],["
",_B,"
"]),"
"]),"
"] ?
```

yes

If a dictionary with values is supplied at call time, then variables are unified accordingly inside the template:

```
?- file_to_string('template.html',_S),
 html_template(_S,Terms,[content=b("hello world!"),bgcolor="white"]).
```

```
Terms = [env(html,[],["
",env(body,[bgcolor="white"],["
",b("hello world!"),"
"]),"
"]),"
"] ?
```

yes

**(True) Usage:**

- *Calls should, and exit will be compatible with:*

**Terms** is a term representing HTML code in canonical form. (pil-low\_types:canonic\_html\_term/1)

**Dict** is a list. (basic\_props:list/1)

- *The following properties should hold at call time:*

**Chars** is a string (a list of character codes). (basic\_props:string/1)

- *The following properties hold upon exit:*

**Terms** is a term representing HTML code in canonical form. (pillow\_types:canonic\_html\_term/1)

**Dict** is a list. (basic\_props:list/1)

### **html\_report\_error/1:** PREDICATE

**(True) Usage:** `html_report_error(Error)`

Outputs error **Error** as a standard HTML page.

### **get\_form\_input/1:** PREDICATE

`get_form_input(Dict)`

Translates input from the form (with either the POST or GET methods, and even with CONTENT\_TYPE multipart/form-data) to a dictionary **Dict** of *attribute=value* pairs. If the flag `raw_form_values` is `off` (which is the default state), it translates empty values (which indicate only the presence of an attribute) to the atom `'$empty'`, values with more than one line (from text areas or files) to a list of lines as strings, the rest to atoms or numbers (using `name/2`). If the flag `on`, it gives all values as atoms, without translations.

**(True) Usage:**

- *The following properties should hold at call time:*

**Dict** is a free variable. (term\_typing:var/1)

- *The following properties hold upon exit:*

**Dict** is a dictionary of values of the attributes of a form. It is a list of `form_assignment` (pillow\_types:form\_dict/1)

### **get\_form\_value/3:** PREDICATE

`get_form_value(Dict,Var,Val)`

Unifies **Val** with the value for attribute **Var** in dictionary **Dict**. Does not fail: value is `''` if not found (this simplifies the programming of form handlers when they can be accessed directly).

**(True) Usage:**

- *Calls should, and exit will be compatible with:*

**Val** is a value of an attribute of a form. (pillow\_types:form\_value/1)

- *The following properties should hold at call time:*

**Dict** is a dictionary of values of the attributes of a form. It is a list of `form_assignment` (pillow\_types:form\_dict/1)

**Var** is an atom. (basic\_props:atom/1)

- *The following properties hold upon exit:*

**Val** is a value of an attribute of a form. (pillow\_types:form\_value/1)

### **form\_empty\_value/1:** PREDICATE

**(True) Usage:** `form_empty_value(Term)`

Checks that **Term**, a value coming from a text area is empty (can have spaces, newlines and linefeeds).

**form\_default/3:** PREDICATE

**(True) Usage:** `form_default(Val,Default,NewVal)`

Useful when a form is only partially filled, or when the executable can be invoked either by a link or by a form, to set form defaults. If the value of `Val` is empty then `NewVal=Default`, else `NewVal=Val`.

- *The following properties should hold at call time:*

`Val` is currently a term which is not a free variable. (term\_typing:nonvar/1)

`Default` is currently a term which is not a free variable. (term\_typing:nonvar/1)

`NewVal` is a free variable. (term\_typing:var/1)

**set\_cookie/2:** PREDICATE

`set_cookie(Name,Value)`

Sets a cookie of name `Name` and value `Value`. Must be invoked before outputting any data, including the `cgi_reply` html-term.

**(True) Usage:**

- *The following properties should hold at call time:*

`Name` is an atom. (basic\_props:atom/1)

`Value` is an atomic term (an atom or a number). (basic\_props:constant/1)

**get\_cookies/1:** PREDICATE

`get_cookies(Cookies)`

Unifies `Cookies` with a dictionary of *attribute=value* pairs of the active cookies for this URL. If the flag `raw_form_values` is on, *values* are always atoms even if they could be interpreted as numbers.

**(True) Usage:**

- *The following properties should hold at call time:*

`Cookies` is a free variable. (term\_typing:var/1)

- *The following properties hold upon exit:*

`Cookies` is a dictionary of values. It is a list of pairs *atom=constant*. (pil-

low\_types:value\_dict/1)

**url\_query/2:** PREDICATE

`url_query(Dict,URLArgs)`

(Deprecated, see `url_query_values/2`) Translates a dictionary `Dict` of parameter values into a string `URLArgs` for appending to a URL pointing to a form handler.

**(True) Usage:**

- *The following properties should hold at call time:*

`Dict` is a dictionary of values. It is a list of pairs *atom=constant*. (pil-low\_types:value\_dict/1)

`URLArgs` is a free variable. (term\_typing:var/1)

- *The following properties hold upon exit:*

`URLArgs` is a string (a list of character codes). (basic\_props:string/1)

**url\_query\_amp/2:**

PREDICATE

`url_query_amp(Dict,URLArgs)`

Translates a dictionary `Dict` of parameter values into a string `URLArgs` for appending to a URL pointing to a form handler to be used in the href of a link (uses `&amp;` instead of `&`).

**(True) Usage:**

- *The following properties should hold at call time:*
  - `Dict` is a dictionary of values. It is a list of pairs *atom=constant*. (pillow.types:value\_dict/1)
  - `URLArgs` is a free variable. (term\_typing:var/1)
- *The following properties hold upon exit:*
  - `URLArgs` is a string (a list of character codes). (basic\_props:string/1)

**url\_query\_values/2:**

PREDICATE

`url_query_values(Dict,URLArgs)`

`Dict` is a dictionary of parameter values and `URLArgs` is the URL-encoded string of those assignments, which may appear after an URL pointing to a CGI script preceded by a `'?'`. `Dict` is computed according to the `raw_form_values` flag. The use of this predicate is reversible.

**(True) Usage 1:**

- *The following properties should hold at call time:*
  - `Dict` is a dictionary of values. It is a list of pairs *atom=constant*. (pillow.types:value\_dict/1)
  - `URLArgs` is a free variable. (term\_typing:var/1)
- *The following properties hold upon exit:*
  - `URLArgs` is a string (a list of character codes). (basic\_props:string/1)

**(True) Usage 2:**

- *The following properties should hold at call time:*
  - `Dict` is a free variable. (term\_typing:var/1)
  - `URLArgs` is a string (a list of character codes). (basic\_props:string/1)
- *The following properties hold upon exit:*
  - `Dict` is a dictionary of values. It is a list of pairs *atom=constant*. (pillow.types:value\_dict/1)

**my\_url/1:**

PREDICATE

`my_url(URL)`

Unifies `URL` with the Uniform Resource Locator (WWW address) of this cgi executable.

**(True) Usage:**

- *Calls should, and exit will be compatible with:*
  - `URL` is a string (a list of character codes). (basic\_props:string/1)
- *The following properties hold upon exit:*
  - `URL` is a string (a list of character codes). (basic\_props:string/1)

**url\_info/2:**

PREDICATE

`url_info(URL,URLTerm)`

Translates a URL `URL` to a Prolog structure `URLTerm` which details its various components, and vice-versa. For now non-HTTP URLs make the predicate fail.

**(True) Usage 1:**

- *Calls should, and exit will be compatible with:*  
`URLTerm` specifies a URL. (pillow\_types:url\_term/1)
- *The following properties should hold at call time:*  
`URL` is an atom. (basic\_props:atom/1)
- *The following properties hold upon exit:*  
`URLTerm` specifies a URL. (pillow\_types:url\_term/1)

**(True) Usage 2:**

- *Calls should, and exit will be compatible with:*  
`URLTerm` specifies a URL. (pillow\_types:url\_term/1)
- *The following properties should hold at call time:*  
`URL` is a string (a list of character codes). (basic\_props:string/1)
- *The following properties hold upon exit:*  
`URLTerm` specifies a URL. (pillow\_types:url\_term/1)

**(True) Usage 3:**

- *The following properties should hold at call time:*  
`URL` is a free variable. (term\_typing:var/1)  
`URLTerm` specifies a URL. (pillow\_types:url\_term/1)
- *The following properties hold upon exit:*  
`URL` is a string (a list of character codes). (basic\_props:string/1)

**url\_info\_relative/3:**

PREDICATE

`url_info_relative(URL,BaseURLTerm,URLTerm)`

Translates a relative URL `URL` which appears in the HTML page referred to by `BaseURLTerm` into `URLTerm`, a Prolog structure containing its absolute parameters. Absolute URLs are translated as with `url_info/2`. E.g.

```
url_info_relative("dadu.html",
 http('www.foo.com',80,"/bar/scoob.html"), Info)
```

gives `Info = http('www.foo.com',80,"/bar/dadu.html")`.

**(True) Usage 1:**

- *Calls should, and exit will be compatible with:*  
`URLTerm` specifies a URL. (pillow\_types:url\_term/1)
- *The following properties should hold at call time:*  
`URL` is an atom. (basic\_props:atom/1)  
`BaseURLTerm` specifies a URL. (pillow\_types:url\_term/1)
- *The following properties hold upon exit:*  
`URLTerm` specifies a URL. (pillow\_types:url\_term/1)

**(True) Usage 2:**



- *Calls should, and exit will be compatible with:*  
 URLTerm specifies a URL. (pillow\_types:url\_term/1)
- *The following properties should hold at call time:*  
 URL is a string (a list of character codes). (basic\_props:string/1)  
 BaseURLTerm specifies a URL. (pillow\_types:url\_term/1)
- *The following properties hold upon exit:*  
 URLTerm specifies a URL. (pillow\_types:url\_term/1)

### **form\_request\_method/1:** PREDICATE

**(True) Usage:** form\_request\_method(Method)

Unifies Method with the method of invocation of the form handler (GET or POST).

- *The following properties hold upon exit:*  
 Method is an atom. (basic\_props:atom/1)

### **icon\_address/2:** PREDICATE

icon\_address(Img, IAddress)

The PiLLoW image Img has URL IAddress.

**(True) Usage:**

- *Calls should, and exit will be compatible with:*  
 Img is an atom. (basic\_props:atom/1)  
 IAddress is an atom. (basic\_props:atom/1)
- *The following properties hold upon exit:*  
 Img is an atom. (basic\_props:atom/1)  
 IAddress is an atom. (basic\_props:atom/1)

### **html\_protect/1:** PREDICATE

html\_protect(Goal)

Calls Goal. If an error occurs during its execution, or it fails, an HTML page is output informing about the incident. Normaly the whole execution of a CGI is protected thus.

**(True) Usage:**

- *The following properties should hold at call time:*  
 Goal is a term which represents a goal, i.e., an atom or a structure. (basic\_props:callable/1)

*Meta-predicate* with arguments: html\_protect(goal).

### **http\_lines/3:** PREDICATE

**(True) Usage:** http\_lines(Lines, String, Tail)

Lines is a list of the lines with occur in String until Tail. The lines may end UNIX-style or DOS-style in String, in Lines they have not end of line characters. Suitable to be used in DCGs.

- *Calls should, and exit will be compatible with:*  
 Lines is a list of strings. (basic\_props:list/2)  
 String is a string (a list of character codes). (basic\_props:string/1)  
 Tail is a string (a list of character codes). (basic\_props:string/1)

### 142.3 Documentation on multifiles (html)

#### **define\_flag/3:**

PREDICATE

Defines a flag as follows:

```
define_flag(raw_form_values, [on,off], off).
```

(See Chapter 32 [Changing system behaviour and various flags], page 213).

If flag is `on`, values returned by `get_form_input/1` are always atoms, unchanged from its original value.

**(Trust) Usage:** `define_flag(Flag, FlagValues, Default)`

– *The following properties hold upon exit:*

Flag is an atom.

(basic-props:atm/1)

Define the valid flag values

(basic-props:flag-values/1)

The predicate is *multifile*.

#### **html\_expansion/2:**

PREDICATE

**(True) Usage:** `html_expansion(Term, Expansion)`

Hook predicate to define macros. Expand occurrences of `Term` into `Expansion`, in `output_html/1`. Take care to not transform something into itself!

The predicate is *multifile*.

### 142.4 Other information (html)

The code uses input from from L. Naish's forms and Francisco Bueno's previous Chat interface. Other people who have contributed are (please inform us if we leave out anybody): Markus Fromherz, Samir Genaim.



## 143 HTTP connectivity

**Author(s):** Daniel Cabeza.

This module implements the HTTP protocol, which allows retrieving data from HTTP servers.

### 143.1 Usage and interface (`http`)

- **Library usage:**  
`:- use_module(library(http)).`
- **Exports:**
  - *Predicates:*  
`fetch_url/3.`
- **Imports:**
  - *System library modules:*  
`strings, lists, pillow/pillow_aux, pillow/pillow_types, pillow/http_ll.`
  - *Packages:*  
`prelude, nonpure, assertions, isomodes, dcg.`

### 143.2 Documentation on exports (`http`)

#### `fetch_url/3:`

PREDICATE

`fetch_url(URL, Request, Response)`

Fetches the document pointed to by `URL` from Internet, using request parameters `Request`, and unifies `Response` with the parameters of the response. Fails on timeout. Note that redirections are not handled automatically, that is, if `Response` contains terms of the form `status(redirection, 301, _)` and `location(NewURL)`, the program should in most cases access location `NewURL`.

**(True) Usage:** `fetch_url(URL, Request, Response)`

- *The following properties should hold at call time:*

`URL` specifies a URL.

(pillow\_types:url\_term/1)

`Request` is a list of `http_request_params`.

(basic\_props:list/2)

- *The following properties hold upon exit:*

`Response` is a list of `http_response_params`.

(basic\_props:list/2)



## 144 PiLLOW types

**Author(s):** Daniel Cabeza.

Here are defined the regular types used in the documentation of the predicates of the PiLLOW package.

### 144.1 Usage and interface (`pillow_types`)

- **Library usage:**  
`:- use_module(library(pillow_types)).`
- **Exports:**
  - *Regular Types:*  
`canonic_html_term/1, canonic_xml_term/1, html_term/1, form_dict/1, form_assignment/1, form_value/1, value_dict/1, url_term/1, http_request_param/1, http_response_param/1, http_date/1, weekday/1, month/1, hms_time/1.`
- **Imports:**
  - *Packages:*  
`prelude, nonpure, assertions, isomodes.`

### 144.2 Documentation on exports (`pillow_types`)

**canonic\_html\_term/1:**

REGTYPE

A term representing HTML code in canonical, structured way. It is a list of terms defined by the following predicate:

```
canonic_html_item(comment(S)) :-
 string(S).
canonic_html_item(declare(S)) :-
 string(S).
canonic_html_item(env(Tag,Atts,Terms)) :-
 atm(Tag),
 list(Atts,tag_attrib),
 canonic_html_term(Terms).
canonic_html_item($(Tag,Atts)) :-
 atm(Tag),
 list(Atts,tag_attrib).
canonic_html_item(S) :-
 string(S).
tag_attrib(Att) :-
 atm(Att).
tag_attrib(Att=Val) :-
 atm(Att),
 string(Val).
```

Each structure represents one HTML construction:

**env(*tag*,*attribs*,*terms*)**

An HTML environment, with name *tag*, list of attributes *attribs* and contents *terms*.

**$\$(tag,attrs)$**

An HTML element of name *tag* and list of attributes *attrs*. ( $\$/2$  is defined by the pillow package as an infix, binary operator.

**comment(*string*)**

An HTML comment (translates to/from `<!--string-->`).

**declare(*string*)**

An HTML declaration, they are used only in the header (translates to/from `<!string>`).

*string* Normal text is represented as a list of character codes.

For example, the term

```
env(a, [href="www.therainforests.com"],
 ["Visit ",img$[src="TRFS.gif"]])
```

is output to (or parsed from):

```
Visit
```

**(True) Usage:** `canonic_html_term(HTMLTerm)`

HTMLTerm is a term representing HTML code in canonical form.

**canonic\_xml\_term/1:**

REGTYPE

A term representing XML code in canonical, structured way. It is a list of terms defined by the following predicate (see `tag_attr/1` definition in `canonic_html_term/1`):

```
canonic_xml_item(Term) :-
 canonic_html_item(Term).
canonic_xml_item(xmldecl(Atts)) :-
 list(Atts,tag_attr).
canonic_xml_item(env(Tag,Atts,Terms)) :-
 atm(Tag),
 list(Atts,tag_attr),
 canonic_xml_term(Terms).
canonic_xml_item(elem(Tag,Atts)) :-
 atm(Tag),
 list(Atts,tag_attr).
```

In addition to the structures defined by `canonic_html_term/1` (the ( $\$/2$  structure appears only in malformed XML code), the following structures can be used:

**elem(*tag,atts*)**

Specifies an XML empty element of name *tag* and list of attributes *atts*. For example, the term

```
elem(arc, [weigh="3",begin="n1",end="n2"])
```

is output to (or parsed from):

```
<arc weigh="3" begin="n1" end="n2"/>
```

**xmldecl(*atts*)**

Specifies an XML declaration with attributes *atts* (translates to/from `<?xml atts?>`)

**(True) Usage:** `canonic_xml_term(XMLTerm)`

`XMLTerm` is a term representing XML code in canonical form.

### **html\_term/1:**

REGTYPE

A term which represents HTML or XML code in a structured way. In addition to the structures defined by `canonic_html_term/1` or `canonic_xml_term/1`, the following structures can be used:

**begin**(*tag*,*atts*)

It translates to the start of an HTML environment of name *tag* and attributes *atts*. There exists also a **begin**(*tag*) structure. Useful, in conjunction with the next structure, when including in a document output generated by an existing piece of code (e.g. *tag* = `pre`). Its use is otherwise discouraged.

**end**(*tag*) Translates to the end of an HTML environment of name *tag*.

**start** Used at the beginning of a document (translates to `<html>`).

**end** Used at the end of a document (translates to `</html>`).

-- Produces a horizontal rule (translates to `<hr>`).

\\ Produces a line break (translates to `<br>`).

\$ Produces a paragraph break (translates to `<p>`).

**image**(*address*)

Used to include an image of address (URL) *address* (equivalent to `img$[src=address]`).

**image**(*address*,*atts*)

As above with the list of attributes *atts*.

**ref**(*address*,*text*)

Produces a hypertext link, *address* is the URL of the referenced resource, *text* is the text of the reference (equivalent to `a([href=address],text)`).

**label**(*name*,*text*)

Labels *text* as a target destination with label *name* (equivalent to `a([name=name],text)`).

**heading**(*n*,*text*)

Produces a heading of level *n* (between 1 and 6), *text* is the text to be used as heading. Useful when one wants a heading level relative to another heading (equivalent to `hn(text)`).

**itemize**(*items*)

Produces a list of bulleted items, *items* is a list of corresponding HTML terms (translates to a `<ul>` environment).

**enumerate**(*items*)

Produces a list of numbered items, *items* is a list of corresponding HTML terms (translates to a `<ol>` environment).

**description**(*defs*)

Produces a list of defined items, *defs* is a list whose elements are definitions, each of them being a Prolog sequence (composed by `'`, `'/2` operators). The last element of the sequence is the definition, the other (if any) are the defined terms (translates to a `<dl>` environment).



- nice\_itemize**(*img,items*)  
 Produces a list of bulleted items, using the image *img* as bullet. The predicate *icon\_address/2* provides a colored bullet.
- preformatted**(*text*)  
 Used to include preformatted text, *text* is a list of HTML terms, each element of the list being a line of the resulting document (translates to a `<pre>` environment).
- verbatim**(*text*)  
 Used to include text verbatim, special HTML characters (`<`, `>`, `&`, `"` and space) are translated into its quoted HTML equivalent.
- prolog\_term**(*term*)  
 Includes any prolog term *term*, represented in functional notation. Variables are output as `_`.
- nl**  
 Used to include a newline in the HTML source (just to improve human readability).
- entity**(*name*)  
 Includes the entity of name *name* (ISO-8859-1 special character).
- start\_form**(*addr,atts*)  
 Specifies the beginning of a form. *addr* is the address (URL) of the program that will handle the form, and *atts* other attributes of the form, as the method used to invoke it. If *atts* is not present (there is only one argument) the method defaults to POST.
- start\_form**  
 Specifies the beginning of a form without assigning address to the handler, so that the form handler will be the cgi-bin executable producing the form.
- end\_form**  
 Specifies the end of a form.
- checkbox**(*name,state*)  
 Specifies an input of type `checkbox` with name *name*, *state* is `on` if the checkbox is initially checked.
- radio**(*name,value,selected*)  
 Specifies an input of type `radio` with name *name* (several radio buttons which are interlocked must share their name), *value* is the the value returned by the button, if *selected=value* the button is initially checked.
- input**(*type,atts*)  
 Specifies an input of type *type* with a list of attributes *atts*. Possible values of *type* are `text`, `hidden`, `submit`, `reset`, `ldots`
- textinput**(*name,atts,text*)  
 Specifies an input text area of name *name*. *text* provides the default text to be shown in the area, *atts* a list of attributes.
- option**(*name,val,options*)  
 Specifies a simple option selector of name *name*, *options* is the list of available options and *val* is the initial selected option (if *val* is not in *options* the first item is selected by default) (translates to a `<select>` environment).
- menu**(*name,atts,items*)  
 Specifies a menu of name *name*, list of attributes *atts* and list of options *items*. The elements of the list *items* are marked with the prefix operator `$` to indicate that they are selected (translates to a `<select>` environment).
- form\_reply**

**cgi\_reply** This two are equivalent, they do not generate HTML, rather, the CGI protocol requires this content descriptor to be used at the beginning by CGI executables (including form handlers) when replying (translates to `Content-type: text/html`).

**pr** Includes in the page a graphical logo with the message “Developed using the PiLLOW Web programming library”, which points to the manual and library source.

*name(text)*

A term with functor *name/1*, different from the special functors defined herein, represents an HTML environment of name *name* and included text *text*. For example, the term

```
address('clip@clip.dia.fi.upm.es')
```

is translated into the HTML source

```
<address>clip@clip.dia.fi.upm.es</address>
```

*name(atts,text)*

A term with functor *name/2*, different from the special functors defined herein, represents an HTML environment of name *name*, attributes *atts* and included text *text*. For example, the term

```
a([href='http://www.clip.dia.fi.upm.es/'],"Clip home")
```

represents the HTML source

```
Clip home
```

**(True) Usage:** `html_term(HTMLTerm)`

HTMLTerm is a term representing HTML code.

**form\_dict/1:**

REGTYPE

**(True) Usage:** `form_dict(Dict)`

Dict is a dictionary of values of the attributes of a form. It is a list of `form_assignment`

**form\_assignment/1:**

REGTYPE

**(True) Usage:** `form_assignment(Eq)`

Eq is an assignment of value of an attribute of a form. It is defined by:

```
form_assignment(A=V) :-
 atm(A),
 form_value(V).
form_value(A) :-
 atm(A).
form_value(N) :-
 num(N).
form_value(L) :-
 list(L,string).
```

**form\_value/1:** REGTYPE

(True) Usage: form\_value(V)

V is a value of an attribute of a form.

**value\_dict/1:** REGTYPE

(True) Usage: value\_dict(Dict)

Dict is a dictionary of values. It is a list of pairs *atom=constant*.

**url\_term/1:** REGTYPE

A term specifying an Internet Uniform Resource Locator. Currently only HTTP URLs are supported. Example: `http('www.clip.dia.fi.upm.es',80,"/Software/Ciao/").` Defined as

```
url_term(http(Host,Port,Document)) :-
 atm(Host),
 int(Port),
 string(Document).
```

(True) Usage: url\_term(URL)

URL specifies a URL.

**http\_request\_param/1:** REGTYPE

A parameter of an HTTP request:

- **head:** Specify that the document content is not wanted.
- **timeout(*T*):** *T* specifies the time in seconds to wait for the response. Default is 300 seconds.
- **if\_modified\_since(*Date*):** Get document only if newer than *Date*. *Date* has the format defined by `http_date/1`.
- **user\_agent(*Agent*):** Provides a user-agent field, *Agent* is an atom. The string "PiLLoW/1.1" (or whatever version of PiLLoW is used) is appended.
- **authorization(*Scheme,Params*):** To provide credentials. See RFC 1945 for details.
- **option(*Value*):** Any unary term, being *Value* an atom, can be used to provide another valid option (e.g. `from('user@machine')`).

(True) Usage: http\_request\_param(Request)

Request is a parameter of an HTTP request.

**http\_response\_param/1:** REGTYPE

A parameter of an HTTP response:

- **content(*String*):** *String* is the document content (list of bytes). If the `head` parameter of the HTTP request is used, an empty list is get here.
- **status(*Type,Code,Reason*):** *Type* is an atom denoting the response type, *Code* is the status code (an integer), and *Reason* is a string holding the reason phrase.
- **message\_date(*Date*):** *Date* is the date of the response, with format defined by `http_date/1`.

- **location**(*Loc*): This parameter appears when the document has moved, *Loc* is an atom holding the new location.
- **http\_server**(*Server*): *Server* is the server responding, as a string.
- **authenticate**(*Params*): Returned if document is protected, *Params* is a list of challenges. See RFC 1945 for details.
- **allow**(*Methods*): *Methods* are the methods allowed by the server, as a list of atoms.
- **content\_encoding**(*Encoding*): *Encoding* is an atom defining the encoding.
- **content\_length**(*Length*): *Length* is the length of the document (an integer).
- **content\_type**(*Type,Subtype,Params*): Specifies the document content type, *Type* and *Subtype* are atoms, *Params* a list of parameters (e.g. `content_type(text,html,[])`).
- **expires**(*Date*): *Date* is the date after which the entity should be considered stale. Format defined by `http_date/1`.
- **last\_modified**(*Date*): *Date* is the date at which the sender believes the resource was last modified. Format defined by `http_date/1`.
- **pragma**(*String*): Miscellaneous data.
- **header**(*String*): Any other functor `header/1` is an extension header.

**(True) Usage:** `http_response_param(Response)`

*Response* is a parameter of an HTTP response.

### **http\_date/1:**

REGTYPE

`http_date(Date)`

*Date* is a term defined as

```
http_date(date(WeekDay,Day,Month,Year,Time)) :-
 weekday(WeekDay),
 int(Day),
 month(Month),
 int(Year),
 hms_time(Time).
```

**(True) Usage:** `http_date(Date)`

*Date* is a term denoting a date.

### **weekday/1:**

REGTYPE

**(True) Usage:** `weekday(WeekDay)`

*WeekDay* is a term denoting a weekday.

### **month/1:**

REGTYPE

**(True) Usage:** `month(Month)`

*Month* is a term denoting a month.

### **hms\_time/1:**

REGTYPE

**(True) Usage:** `hms_time(Time)`

*Time* is an atom of the form `hh:mm:ss`



## 145 JSON encoder and decoder

**Author(s):** Jose F. Morales.

This module defines a term representation for JSON (<http://json.org/>) (JavaScript Object Notation), as well as encoders and decoders.

This is an alpha version of the module. Use with care. Both the interface and implementation may change in the future.

### 145.1 Usage and interface (json)

- **Library usage:**
  - :- use\_module(library(json)).
- **Exports:**
  - *Predicates:*
    - json\_to\_string/2, string\_to\_json/2.
  - *Regular Types:*
    - json/1, json\_attrs/1, json\_attr/1, json\_val/1, json\_list/1.
- **Imports:**
  - *System library modules:*
    - strings.
  - *Packages:*
    - prelude, nonpure, assertions, regtypes, basicmodes, dcg.

### 145.2 Documentation on exports (json)

**json/1:** REGTYPE

**Usage:**

A JSON object.

```
json(json(Attrs)) :-
 json_attrs(Attrs).
```

**json\_attrs/1:** REGTYPE

**Usage:**

Attributes (pairs of key/value) of a JSON object.

```
json_attrs([]).
json_attrs([X|Xs]) :-
 json_attr(X),
 json_attrs(Xs).
```

**json\_attr/1:** REGTYPE

A regular type, defined as follows:

```
json_attr(Id=Val) :-
 atm(Id),
 json_val(Val).
```

**json\_val/1:** REGTYPE

A regular type, defined as follows:

```
json_val(string(X)) :-
 string(X).
json_val(X) :-
 number(X).
json_val(X) :-
 json(X).
json_val(X) :-
 json_list(X).
json_val(true).
json_val(false).
json_val(null).
```

**json\_list/1:** REGTYPE

**Usage:**

A list of JSON elements

**json\_to\_string/2:** PREDICATE

**Usage:** json\_to\_string(Term,String)

Encode a JSON Term as a character list.

– *Call and exit should be compatible with:*

A JSON object.

```
json(json(Attrs)) :-
 json_attrs(Attrs).
```

String is a string (a list of character codes).

– *The following properties should hold at call time:*

Term is currently a term which is not a free variable.

(json:json/1)

(basic\_props:string/1)

(term\_typing:nonvar/1)

**string\_to\_json/2:** PREDICATE

**Usage:** string\_to\_json(String,Term)

Decode a character list as a JSON Term.

– *Call and exit should be compatible with:*

String is a string (a list of character codes).

A JSON object.

(basic\_props:string/1)

```
json(json(Attrs)) :-
 json_attrs(Attrs).
```

(json:json/1)

– *The following properties should hold at call time:*

`String` is currently a term which is not a free variable. (term\_typing:nonvar/1)

### 145.3 Known bugs and planned improvements (json)

- The grammar probably incomplete. See <http://json.org> for a complete reference.
- Missing tests. See <http://json.org/example.html> for many examples.





## 146 Persistent predicate database

**Author(s):** José Manuel Gómez Pérez, Daniel Cabeza, Manuel Hermenegildo, The CLIP Group.

### 146.1 Introduction to persistent predicates

This library implements a *generic persistent predicate database*. The basic notion implemented by the library is that of a persistent predicate. The persistent predicate concept provides a simple, yet powerful generic persistent data access method [CHGT98,Par97]. A persistent predicate is a special kind of dynamic, data predicate that “resides” in some persistent medium (such as a set of files, a database, etc.) that is typically external to the program using such predicates. The main effect is that any changes made to a persistent predicate from a program “survive” across executions. I.e., if the program is halted and restarted the predicate that the new process sees is in precisely the same state as it was when the old process was halted (provided no change was made in the meantime to the storage by other processes or the user).

Persistent predicates appear to a program as ordinary predicates, and calls to these predicates can appear in clause bodies in the usual way. However, the definitions of these predicates do not appear in the program. Instead, the library maintains automatically the definitions of predicates which have been declared as persistent in the persistent storage.

Updates to persistent predicates can be made using enhanced versions of `asserta_fact/1`, `assertz_fact/1` and `retract_fact/1`. The library makes sure that each update is a transactional update, in the sense that if the update terminates, then the permanent storage has definitely been modified. For example, if the program making the updates is halted just after the update and then restarted, then the updated state of the predicate will be seen. This provides security against possible data loss due to, for example, a system crash. Also, due to the atomicity of the transactions, persistent predicates allow concurrent updates from several programs.

### 146.2 Persistent predicates, files, and relational databases

The concept of persistent predicates provided by this library essentially implements a lightweight, simple, and at the same time powerful form of relational database (a deductive database), and which is standalone, in the sense that it does not require external support, other than the file management capabilities provided by the operating system. This is due to the fact that the persistent predicates are in fact stored in one or more auxiliary files below a given directory.

This type of database is specially useful when building small to medium-sized standalone applications in Prolog which require persistent storage. In many cases it provides a much easier way of implementing such storage than using files under direct program control. For example, interactive applications can use persistent predicates to represent their internal state in a way that is close to the application. The persistence of such predicates then allows automatically restoring the state to that at the end of a previous session. Using persistent predicates amounts to simply declaring some predicates as such and eliminates having to worry about opening files, closing them, recovering from system crashes, etc.

In other cases, however, it may be convenient to use a relational database as persistent storage. This may be the case, for example, when the data already resides in such a database (where it is perhaps accessed also by other applications) or the volume of data is very large. `persdb_sql` [CCG98] is a companion library which implements the same notion of persistent predicates used herein, but keeping the storage in a relational database. This provides a very natural and transparent way to access SQL database relations from a Prolog program. In that library, facilities are also provided for reflecting more complex *views* of the database relations

as predicates. Such views can be constructed as conjunctions, disjunctions, projections, etc. of database relations, and may include SQL-like aggregation operations.

A nice characteristic of the notion of persistent predicates used in both of these libraries is that it abstracts away how the predicate is actually stored. Thus, a program can use persistent predicates stored in files or in external relational databases interchangeably, and the type of storage used for a given predicate can be changed without having to modify the program (except for replacing the corresponding `persistent/2` declarations).

An example application of the `persdb` and `persdb_sql` libraries (and also the `pillow` library [CH97]), is `WebDB` [GCH98]. `WebDB` is a generic, highly customizable *deductive database engine* with an *html interface*. `WebDB` allows creating and maintaining Prolog-based databases as well as relational databases (residing in conventional relational database engines) using any standard WWW browser.

### 146.3 Using file-based persistent predicates

Persistent predicates can be declared statically, using `persistent/2` declarations (which is the preferred method, when possible), or dynamically via calls to `make_persistent/2`. Currently, persistent predicates may only contain facts, i.e., they are *dynamic* predicates of type `data/1`.

Predicates declared as persistent are linked to directory, and the persistent state of the predicate will be kept in several files below that directory. The files in which the persistent predicates are stored are in readable, plain ASCII format, and in Prolog syntax. One advantage of this approach is that such files can also be created or edited by hand, in a text editor, or even by other applications.

An example definition of a persistent predicate implemented by files follows:

```
:- persistent(p/3,dbdir).

persistent_dir(dbdir, '/home/clip/public_html/db').
```

The first line declares the predicate `p/3` persistent. The argument `dbdir` is a key used to index into a fact of the relation `persistent_dir/2-4`, which specifies the directory where the corresponding files will be kept. The effect of the declaration, together with the `persistent_dir/2-4` fact, is that, although the predicate is handled in the same way as a normal data predicate, in addition the system will create and maintain efficiently a persistent version of `p/3` via files in the directory `/home/clip/public_html/db`.

The level of indirection provided by the `dbdir` argument makes it easy to place the storage of several persistent predicates in a common directory, by specifying the same key for all of them. It also allows changing the directory for several such persistent predicates by modifying only one fact in the program. Furthermore, the `persistent_dir/2-4` predicate can even be dynamic and specified at run-time.

### 146.4 Implementation Issues

We outline the current implementation approach. This implementation attempts to provide at the same time efficiency and security. To this end, up to three files are used for each predicate (the persistence set): the data file, the operations file, and the backup file. In the updated state the facts (tuples) that define the predicate are stored in the data file and the operations file is empty (the backup file, which contains a security copy of the data file, may or may not exist).

While a program using a persistent predicate is running, any insertion (`assert`) or deletion (`retract`) operations on the predicate are performed on both the program memory and on the persistence set. However, in order to incur only a small overhead in the execution, rather than changing the data file directly, a record of each of the insertion and deletion operations is

*appended* to the operations file. The predicate is then in a transient state, in that the contents of the data file do not reflect exactly the current state of the corresponding predicate. However, the complete persistence set does.

When a program starts, all pending operations in the operations file are performed on the data file. A backup of the data file is created first to prevent data loss if the system crashes during this operation. The order in which this updating of files is done ensures that, if at any point the process dies, on restart the data will be completely recovered. This process of updating the persistence set can also be triggered at any point in the execution of the program (for example, when halting) by calling `update_files`.

## 146.5 Defining an initial database

It is possible to define an initial database by simply including in the program code facts of persistent predicates. They will be included in the persistent database when it is created. They are ignored in successive executions.

## 146.6 Using persistent predicates from the top level

Special care must be taken when loading into the top level modules or user files which use persistent predicates. Beforehand, a goal `use_module(library(persdb(persdbrt)))` must be issued. Furthermore, since persistent predicates defined by the loaded files are in this way defined dynamically, a call to `initialize_db/0` is commonly needed after loading and before calling predicates of these files.

## 146.7 Usage and interface (persdbrt)

- **Library usage:**

There are two packages which implement persistence: `persdb` and `'persdb/11'` (for low level). In the first, the standard builtins `asserta_fact/1`, `assertz_fact/1`, and `retract_fact/1` are replaced by new versions which handle persistent data predicates, behaving as usual for normal data predicates. In the second package, predicates with names starting with `p` are defined, so that there is no overhead in calling the standard builtins. In any case, each package is used as usual: including it in the package list of the module, or using the `use_package/1` declaration.

- **Exports:**

- *Predicates:*

`passerta_fact/1`, `passertz_fact/1`, `pretract_fact/1`, `pretractall_fact/1`,  
`asserta_fact/1`, `assertz_fact/1`, `retract_fact/1`, `retractall_fact/1`,  
`initialize_db/0`, `make_persistent/2`, `update_files/0`, `update_files/1`,  
`create/2`.

- *Regular Types:*

`meta_predname/1`, `directoryname/1`.

- *Multifiles:*

`$is_persistent/2`, `persistent_dir/2`, `persistent_dir/4`.

- **Imports:**

- *System library modules:*

`lists`, `read`, `aggregates`, `system`, `file_locks/file_locks`, `persdb/persdbcache`.

- *Packages:*

`prelude`, `nonpure`, `assertions`, `regtypes`, `nortchecks`, `persdb(persdb_decl)`.

## 146.8 Documentation on exports (persdbrt)

### `passerta_fact/1`:

PREDICATE

Usage: `passerta_fact(Fact)`

Persistent version of `asserta_fact/1`: the current instance of `Fact` is interpreted as a fact (i.e., a relation tuple) and is added at the beginning of the definition of the corresponding predicate. The predicate concerned must be declared `persistent`. Any uninstantiated variables in the `Fact` will be replaced by new, private variables. Defined in the `'persdb/11'` package.

- *The following properties should hold at call time:*

`Fact` is a term which represents a goal, i.e., an atom or a structure. (basic-props:callable/1)

*Meta-predicate* with arguments: `passerta_fact(fact)`.

### `passertz_fact/1`:

PREDICATE

Usage: `passertz_fact(Fact)`

Persistent version of `assertz_fact/1`: the current instance of `Fact` is interpreted as a fact (i.e., a relation tuple) and is added at the end of the definition of the corresponding predicate. The predicate concerned must be declared `persistent`. Any uninstantiated variables in the `Fact` will be replaced by new, private variables. Defined in the `'persdb/11'` package.

– *The following properties should hold at call time:*

`Fact` is a term which represents a goal, i.e., an atom or a structure. (basic\_props:callable/1)

*Meta-predicate* with arguments: `passertz_fact(fact)`.

### **pretract\_fact/1:** PREDICATE

`pretract_fact(P)`

Retracts a predicate in both, the dynamic and the persistent databases.

**Usage:** `pretract_fact(Fact)`

Persistent version of `retract_fact/1`: deletes on backtracking all the facts which unify with `Fact`. The predicate concerned must be declared `persistent`. Defined in the `'persdb/11'` package.

– *The following properties should hold at call time:*

`Fact` is a term which represents a goal, i.e., an atom or a structure. (basic\_props:callable/1)

*Meta-predicate* with arguments: `pretract_fact(fact)`.

### **pretractall\_fact/1:** PREDICATE

`pretractall_fact(P)`

Retracts all the instances of a predicate in both, the dynamic and the persistent databases.

*Meta-predicate* with arguments: `pretractall_fact(fact)`.

### **asserta\_fact/1:** PREDICATE

**Usage:** `asserta_fact(Fact)`

Same as `passerta_fact/1`, but if the predicate concerned is not persistent then behaves as the builtin of the same name. Defined in the `persdb` package.

– *The following properties should hold at call time:*

`Fact` is a term which represents a goal, i.e., an atom or a structure. (basic\_props:callable/1)

*Meta-predicate* with arguments: `asserta_fact(fact)`.

### **assertz\_fact/1:** PREDICATE

**Usage:** `assertz_fact(Fact)`

Same as `passertz_fact/1`, but if the predicate concerned is not persistent then behaves as the builtin of the same name. Defined in the `persdb` package.

– *The following properties should hold at call time:*

`Fact` is a term which represents a goal, i.e., an atom or a structure. (basic\_props:callable/1)

*Meta-predicate* with arguments: `assertz_fact(fact)`.

- retract\_fact/1:** PREDICATE  
**Usage:** `retract_fact(Fact)`  
 Same as `pretract_fact/1`, but if the predicate concerned is not persistent then behaves as the builtin of the same name. Defined in the `persdb` package.  
 – *The following properties should hold at call time:*  
   **Fact** is a term which represents a goal, i.e., an atom or a structure. (basic\_props:callable/1)  
*Meta-predicate* with arguments: `retract_fact(fact)`.
- retractall\_fact/1:** PREDICATE  
**Usage:** `retractall_fact(Fact)`  
 Same as `pretractall_fact/1`, but if the predicate concerned is not persistent then behaves as the builtin of the same name. Defined in the `persdb` package.  
 – *The following properties should hold at call time:*  
   **Fact** is a term which represents a goal, i.e., an atom or a structure. (basic\_props:callable/1)  
*Meta-predicate* with arguments: `retractall_fact(fact)`.
- initialize\_db/0:** PREDICATE  
**Usage:**  
 Initializes the whole database, updating the state of the declared persistent predicates. Must be called explicitly after dynamically defining clauses for `persistent_dir/2`.
- make\_persistent/2:** PREDICATE  
**Usage:** `make_persistent(PredDesc,Keyword)`  
 Dynamic version of the `persistent` declaration.  
 – *The following properties should hold at call time:*  
   `persdbrt:meta_predname(PredDesc)` (persdbrt:meta\_predname/1)  
   **Keyword** is an atom corresponding to a directory identifier. (persdbcache:keyword/1)  
*Meta-predicate* with arguments: `make_persistent(spec,?)`.
- update\_files/0:** PREDICATE  
**Usage:**  
 Updates the files comprising the persistence set of all persistent predicates defined in the application.
- update\_files/1:** PREDICATE  
**Usage:** `update_files(PredSpecList)`  
 Updates the files comprising the persistence set of the persistent predicates in `PredSpecList`.  
 – *Call and exit should be compatible with:*  
   **PredSpecList** is a list of prednames. (basic\_props:list/2)  
*Meta-predicate* with arguments: `update_files(list(spec))`.

**create/2:** PREDICATE  
No further documentation available for this predicate.

**meta\_predname/1:** REGTYPE  
A regular type, defined as follows:  
`meta_predname$(P) :-  
 predname(P).`

**directoryname/1:** REGTYPE  
Usage: `directoryname(X)`  
X is an atom, the name of a directory.

## 146.9 Documentation on multifiles (persdbrt)

**\$is\_persistent/2:** PREDICATE  
`$is_persistent(Spec,Key)`  
Predicate `Spec` persists within database `Key`. Programmers should not define this predicate directly in the program. The predicate is *multifile*.  
The predicate is of type *data*.

**persistent\_dir/2:** PREDICATE  
Usage: `persistent_dir(Keyword,Location_Path)`  
Relates identifiers of locations (the `Keywords`) with descriptions of such locations (`Location_Paths`). `Location_Path` is a **directory** and it means that the definition for the persistent predicates associated with `Keyword` is kept in files below that directory (which must previously exist). These files, in the updated state, contain the actual definition of the predicate in Prolog syntax (but with module names resolved).  
 – *Call and exit should be compatible with:*  
`Keyword` is an atom corresponding to a directory identifier. (persdbcache:keyword/1)  
`Location_Path` is an atom, the name of a directory. (persdbrt:directoryname/1)  
 The predicate is *multifile*.  
 The predicate is of type *data*.

**persistent\_dir/4:** PREDICATE  
Usage: `persistent_dir(Keyword,Location_Path,DirPerms,FilePerms)`  
The same as `persistent_dir/2`, but including also the permission modes for persistent directories and files.  
 – *Call and exit should be compatible with:*  
`Keyword` is an atom corresponding to a directory identifier. (persdbcache:keyword/1)  
`Location_Path` is an atom, the name of a directory. (persdbrt:directoryname/1)  
`DirPerms` is an integer. (basic\_props:int/1)  
`FilePerms` is an integer. (basic\_props:int/1)  
 The predicate is *multifile*.  
 The predicate is of type *data*.



## 146.10 Documentation on internals (persdbrt)

### **persistent/2:**

DECLARATION

**Usage:** `:- persistent(PredDesc,Keyword).`

Declares the predicate `PredDesc` as persistent. `Keyword` is the identifier of a location where the persistent storage for the predicate is kept. The location `Keyword` is described in the `persistent_dir` predicate, which must contain a fact in which the first argument unifies with `Keyword`.

– *The following properties should hold upon exit:*

`PredDesc` is a Name/Arity structure denoting a predicate name:

```
predname(P/A) :-
 atm(P),
 nnegint(A).
```

(basic\_props:predname/1)

`Keyword` is an atom corresponding to a directory identifier. (persdbcache:keyword/1)

### **keyword/1:**

PREDICATE

An atom which identifies a fact of the `persistent_dir/2` relation. This fact relates this atom to a directory in which the persistent storage for one or more persistent predicates is kept. Storage is expected under a subdirectory by the name of the module and in a file by the name of the predicate.

## 146.11 Known bugs and planned improvements (persdbrt)

- Run-time checks have been reported not to work with this code. That means that either the assertions here, or the code that implements the run-time checks are erroneous.
- To load in the toplevel a file which uses this package, module `library(persdb(persdbrt))` has to be previously loaded.

## 147 Using the persdb library

**Author(s):** The CLIP Group.

Through the following examples we will try to illustrate the two main ways of declaring and using persistent predicates: statically (the preferred method) and dynamically (necessary when the new persistent predicates have to be defined at run-time). The final example is a small application implementing a simple persistent queue.

### 147.1 An example of persistent predicates (static version)

```
:- module(example_static, [main/1], [persdb, iso]).

%% Declare the directory associated to the key "db" where the
%% persistence sets of the persistent predicates are stored:
persistent_dir(db, './').

%% Declare a persistent predicate:
:- persistent(bar/1, db).

%% Read a term, storing it in a new fact of the persistent predicate
%% and list all the current facts of that predicate
main :-
 read(X),
 assertz_fact(bar(X)),
 findall(Y, bar(Y), L),
 write(L).

erase_one :-
 retract_fact(bar(_)).
erase_all :-
 retractall_fact(bar(_)).
```

### 147.2 An example of persistent predicates (dynamic version)

```
:- module(example_dynamic, [main/1], [persdb, iso]).

main([X]):-
 % Declare the directory associated to the key "db"
 asserta_fact(persistent_dir(db, './')),
 % Declare the predicate bar/1 as dynamic (and data) at run-time
 data(bar/1),
 % Declare the predicate bar/1 as persistent at run-time
 make_persistent(bar/1, db),
 assertz_fact(bar(X)),
 findall(Y, bar(Y), L),
 write(L).
```

### 147.3 A simple application / a persistent queue

```

:- module(queue, [main/0],[persdb,iso]).

:- use_module(library(read)).
:- use_module(library(write)).
:- use_module(library(agggregates)).

persistent_dir(queue_dir, './pers').

:- persistent(queue/1, queue_dir).

queue(first).
queue(second).

main:-
 write('Action (in(Term). | slip(Term) | out. | list. | halt.): '),
 read(A),
 (handle_action(A)
 -> main
 ; write('Unknown command. '), nl, main).

handle_action(end_of_file) :-
 halt.
handle_action(halt) :-
 halt.
handle_action(in(Term)) :-
 assertz_fact(queue(Term)).
handle_action(slip(Term)) :-
 asserta_fact(queue(Term)).
handle_action(out) :-
 (retract_fact(queue(Term))
 -> write('Out '), write(Term)
 ; write('FIFO empty. ')),
 nl.
handle_action(list) :-
 findall(Term,queue(Term),Terms),
 write('Contents: '), write(Terms), nl.

```

## 148 Filed predicates

**Author(s):** Francisco Bueno.

This package allows using files as a “cache” for predicates defined by facts. This is useful for huge tables of facts that may push the memory limits of the system too far. Goals of a filed predicate are executed simply by reading from the corresponding file.

Anything in the DB file used for the predicate that is different from a fact for the corresponding predicate is ignored. Each call to a filed predicate forces opening the file, so the use of this package is subject to the limit on the number of open files that the system can support.

Dynamic modification of the filed predicates is also allowed during execution of the program. Thus filed predicates are regarded as dynamic, data predicates residing in a file. However, dynamic modifications to the predicates do not affect the file, unless the predicate is also declared persistent.

The package is compatible with `persdb` in the sense that a predicate can be made both filed and persistent. In this way, the predicate can be used in programs, but it will not be loaded (saving memory), can also be modified during execution, and modifications will persist in the file. Thus, the user interface to both packages is the same (so the DB file must be one for both filing and persistency).

### 148.1 Usage and interface (`factsdb_doc`)

- **Library usage:**

This facility is used as a package, thus either including `factsdb` in the package list of the module, or by using the `use_package/1` declaration. The facility predicates are defined in library module `factsdb_rt`.

- **Imports:**

- *System library modules:*  
`factsdb/factsdb_rt`.
- *Packages:*  
`prelude`, `nonpure`, `assertions`.

### 148.2 Documentation on multifiles (`factsdb_doc`)

**`$factsdb$cached_goal/3:`**

PREDICATE

No further documentation available for this predicate. The predicate is *multifile*.

### 148.3 Known bugs and planned improvements (`factsdb_doc`)

- The DB files for persistent predicates have to be used as such from the beginning. Using a DB file for a filed predicate first, and then using it also when making the predicate persistent won't work. Nor the other way around: using a DB file for a persistent predicate first, and then using it also when making the predicate filed.



## 149 Filed predicates (runtime)

**Author(s):** Francisco Bueno.

Runtime module for the `factsdb` package.

### 149.1 Usage and interface (`factsdb_rt`)

- **Library usage:**  
`:- use_module(library(factsdb_rt)).`
- **Exports:**
  - *Predicates:*  
`asserta_fact/1, assertz_fact/1, call/1, current_fact/1, retract_fact/1.`
  - *Multifiles:*  
`$factsdb$cached_goal/3, persistent_dir/2, file_alias/2.`
- **Imports:**
  - *System library modules:*  
`counters, read, persdb/persdbcache.`
  - *Packages:*  
`prelude, nonpure, assertions.`

### 149.2 Documentation on exports (`factsdb_rt`)

#### `asserta_fact/1:`

PREDICATE

**Usage:** `asserta_fact(Fact)`

Version of `data_facts:asserta_fact/1` for filed predicates. The current instance of `Fact` is interpreted as a fact and is added at the beginning of the definition of the corresponding predicate. Therefore, before all the facts filed in the DB file for the predicate. The predicate concerned must be declared as `facts`; if it is not, then `data_facts:asserta_fact/1` is used.

- *The following properties should hold at call time:*

`Fact` is a term which represents a goal, i.e., an atom or a structure. (basic-props:callable/1)

*Meta-predicate* with arguments: `asserta_fact(fact)`.

#### `assertz_fact/1:`

PREDICATE

**Usage:** `assertz_fact(Fact)`

Version of `data_facts:assertz_fact/1` for filed predicates. The current instance of `Fact` is interpreted as a fact and is added at the end of the definition of the corresponding predicate. Therefore, after all the facts filed in the DB file for the predicate. The predicate concerned must be declared as `facts`; if it is not, then `data_facts:assertz_fact/1` is used.

- *The following properties should hold at call time:*  
**Fact** is a term which represents a goal, i.e., an atom or a structure. (basic\_props:callable/1)

*Meta-predicate* with arguments: `assertz_fact(fact)`.

### **call/1:** PREDICATE

**Usage:** `call(Fact)`

Same as `current_fact/1` if the predicate concerned is declared as **facts**. If it is not, an exception is raised.

- *The following properties should hold at call time:*  
**Fact** is a term which represents a goal, i.e., an atom or a structure. (basic\_props:callable/1)

*Meta-predicate* with arguments: `call(fact)`.

### **current\_fact/1:** PREDICATE

**Usage:** `current_fact(Fact)`

Version of `data_facts:current_fact/1` for filed predicates. The current instance of **Fact** is interpreted as a fact and is unified with an actual fact in the current definition of the corresponding predicate. Therefore, with a fact previously asserted or filed in the DB file for the predicate, if it has not been retracted. The predicate concerned must be declared as **facts**; if it is not, then `data_facts:current_fact/1` is used.

- *The following properties should hold at call time:*  
**Fact** is a term which represents a goal, i.e., an atom or a structure. (basic\_props:callable/1)

*Meta-predicate* with arguments: `current_fact(fact)`.

### **retract\_fact/1:** PREDICATE

**Usage:** `retract_fact(Fact)`

Version of `data_facts:retract_fact/1` for filed predicates. The current instance of **Fact** is interpreted as a fact and is unified with an actual fact in the current definition of the corresponding predicate; such a fact is deleted from the predicate definition. This is true even for the facts filed in the DB file for the predicate; but these are NOT deleted from the file (unless the predicate is persistent). The predicate concerned must be declared as **facts**; if it is not, then `data_facts:retract_fact/1` is used.

- *The following properties should hold at call time:*  
**Fact** is a term which represents a goal, i.e., an atom or a structure. (basic\_props:callable/1)

*Meta-predicate* with arguments: `retract_fact(fact)`.

### 149.3 Documentation on multifiles (factsdb\_rt)

**\$factsdb\$cached\_goal/3:** PREDICATE

`$factsdb$cached_goal(Spec,Spec,Key)`

Predicate `Spec` is filed within database `Key`. Programmers should not define this predicate directly in the program. The predicate is *multifile*.

**persistent\_dir/2:** PREDICATE

See `persdb`. The predicate is *multifile*.

The predicate is of type *data*.

**file\_alias/2:** PREDICATE

See `symfnames`. This predicate is used only if `persistent_dir/2` fails. The predicate is *multifile*.

The predicate is of type *data*.

### 149.4 Documentation on internals (factsdb\_rt)

**facts/2:** DECLARATION

**Usage:** `:- facts(PredDesc,Keyword)`.

Declares the predicate `PredDesc` as filed. `Keyword` is the identifier of a location where the file DB for the predicate is kept. The location `Keyword` is described in the `file_alias` predicate, which must contain a fact in which the first argument unifies with `Keyword`.

– *The following properties should hold upon exit:*

`PredDesc` is a Name/Arity structure denoting a predicate name:

```
predname(P/A) :-
 atm(P),
 nnegint(A).
```

(basic\_props:predname/1)

`Keyword` is an atom corresponding to a directory identifier. (persdbcache:keyword/1)

**keyword/1:** PREDICATE

See `persdbrt`. The same conventions for location of DB files apply in both packages.





## 150 sqltypes (library)

### 150.1 Usage and interface (sqltypes)

- **Library usage:**  
 :- use\_module(library(sqltypes)).
- **Exports:**
  - *Predicates:*  
 accepted\_type/2, get\_type/2,  
 type\_compatible/2, type\_union/3, sybase2sqltypes\_list/2, sybase2sqltype/2,  
 postgres2sqltypes\_list/2, postgres2sqltype/2.
  - *Regular Types:*  
 sqltype/1, sybasetype/1, postgresype/1.
- **Imports:**
  - *Packages:*  
 prelude, nonpure, assertions, regtypes, dcg, isomodes.

### 150.2 Documentation on exports (sqltypes)

#### sqltype/1:

REGTYPE

```
sqltype(int).
sqltype(float).
sqltype(num).
sqltype(string).
sqltype(date).
sqltype(time).
sqltype(datetime).
```

These types have the same meaning as the corresponding standard types in the `basictypes` library.

**Usage:** `sqltype(Type)`

`Type` is an SQL data type supported by the translator.

#### accepted\_type/2:

PREDICATE

**Usage:** `accepted_type(SystemType,NativeType)`

For the moment, tests whether the `SystemType` received is a sybase or a postgres type (in the future other systems should be supported) and obtains its equivalent `NativeType` `sqltype`.

- *Call and exit should be compatible with:*

`SystemType` is an SQL data type supported by Sybase. (sqltypes:sybasetype/1)

`NativeType` is an SQL data type supported by the translator. (sqltypes:sqltype/1)

**get\_type/2:** PREDICATE

**Usage:** `get_type(Constant,Type)`

Prolog implementation-specific definition of type retrievals. CIAO Prolog version given here (ISO).

- *Call and exit should be compatible with:*

`Constant` is any term. (basic\_props:term/1)

`Type` is an SQL data type supported by the translator. (sqltypes:sqltype/1)

- *The following properties should hold at call time:*

`Constant` is currently a term which is not a free variable. (term\_typing:nonvar/1)

**type\_compatible/2:** PREDICATE

**Usage:** `type_compatible(TypeA,TypeB)`

Checks if `TypeA` and `TypeB` are compatible types, i.e., they are the same or one is a subtype of the other.

- *Call and exit should be compatible with:*

`TypeA` is an SQL data type supported by the translator. (sqltypes:sqltype/1)

`TypeB` is an SQL data type supported by the translator. (sqltypes:sqltype/1)

**type\_union/3:** PREDICATE

**Usage:** `type_union(TypeA,TypeB,Union)`

`Union` is the union type of `TypeA` and `TypeB`.

- *Call and exit should be compatible with:*

`TypeA` is an SQL data type supported by the translator. (sqltypes:sqltype/1)

`TypeB` is an SQL data type supported by the translator. (sqltypes:sqltype/1)

`Union` is an SQL data type supported by the translator. (sqltypes:sqltype/1)

**sybasetype/1:** REGTYPE

SQL datatypes supported by Sybase for which a translation is defined:

`sybasetype(integer).`

`sybasetype(numeric).`

`sybasetype(float).`

`sybasetype(double).`

`sybasetype(date).`

`sybasetype(char).`

`sybasetype(varchar).`

`sybasetype('long varchar').`

`sybasetype(binary).`

`sybasetype('long binary').`

`sybasetype(timestamp).`

`sybasetype(time).`

`sybasetype(tinyint).`

**Usage:** `sybasetype(Type)`

`Type` is an SQL data type supported by Sybase.

**sybase2sqltypes\_list/2:**

PREDICATE

**Usage:** `sybase2sqltypes_list(SybaseTypesList,SQLTypesList)`

`SybaseTypesList` is a list of Sybase SQL types. `PrologTypesList` contains their equivalent SQL-type names in CIAO.

– *The following properties should hold upon exit:*

`SybaseTypesList` is a list.

(basic\_props:list/1)

`SQLTypesList` is a list.

(basic\_props:list/1)

**sybase2sqltype/2:**

PREDICATE

**Usage:** `sybase2sqltype(SybaseType,SQLType)`

`SybaseType` is a Sybase SQL type name, and `SQLType` is its equivalent SQL-type name in CIAO.

– *The following properties should hold upon exit:*

`SybaseType` is an SQL data type supported by Sybase.

(sqltypes:sybasetype/1)

`SQLType` is an SQL data type supported by the translator.

(sqltypes:sqltype/1)

**postgrestyle/1:**

REGTYPE

SQL datatypes supported by PostgreSQL for which a translation is defined:

```

postgrestyle(int2).
postgrestyle(int4).
postgrestyle(int8).
postgrestyle(float4).
postgrestyle(float8).
postgrestyle(date).
postgrestyle(timestamp).
postgrestyle(time).
postgrestyle(char).
postgrestyle(varchar).
postgrestyle(text).
postgrestyle(bool).

```

**Usage:** `postgrestyle(Type)`

`Type` is an SQL data type supported by postgres.

**postgres2sqltypes\_list/2:**

PREDICATE

**Usage:** `postgres2sqltypes_list(PostgresTypesList,SQLTypesList)`

`PostgresTypesList` is a list of postgres SQL types. `PrologTypesList` contains their equivalent SQL-type names in CIAO.

– *The following properties should hold upon exit:*

`PostgresTypesList` is a list.

(basic\_props:list/1)

`SQLTypesList` is a list.

(basic\_props:list/1)

**postgres2sqltype/2:**

PREDICATE

**Usage:** postgres2sqltype(PostgresType,SQLType)

PostgresType is a postgres SQL type name, and SQLType is its equivalent SQL-type name in CIAO.

– *The following properties should hold upon exit:*

PostgresType is an SQL data type supported by postgres. (sqltypes:postgrestype/1)

SQLType is an SQL data type supported by the translator. (sqltypes:sqltype/1)

## 151 persdbtr\_sql (library)

### 151.1 Usage and interface (persdbtr\_sql)

- **Library usage:**  
`:- use_module(library(persdbtr_sql)).`
- **Exports:**
  - *Predicates:*  
`sql_persistent_tr/2, sql_goal_tr/2, dbId/2.`
- **Imports:**
  - *Packages:*  
`prelude, nonpure, assertions.`

### 151.2 Documentation on exports (persdbtr\_sql)

**sql\_persistent\_tr/2:** PREDICATE  
 No further documentation available for this predicate.

**sql\_goal\_tr/2:** PREDICATE  
 No further documentation available for this predicate.

**dbId/2:** PREDICATE  
 No further documentation available for this predicate. The predicate is of type *data*.



## 152 pl2sqlinsert (library)

### 152.1 Usage and interface (pl2sqlinsert)

- **Library usage:**  
`:- use_module(library(pl2sqlinsert)).`
- **Exports:**
  - *Predicates:*  
`pl2sqlInsert/2.`
  - *Multifiles:*  
`sql__relation/3, sql__attribute/4.`
- **Imports:**
  - *System library modules:*  
`operators, default_predicates, lists.`
  - *Packages:*  
`prelude, nonpure, default, runtime_ops, condcomp, dcg, assertions.`

### 152.2 Documentation on exports (pl2sqlinsert)

**pl2sqlInsert/2:** PREDICATE  
 No further documentation available for this predicate.

### 152.3 Documentation on multifiles (pl2sqlinsert)

**sql\_\_relation/3:** PREDICATE  
 No further documentation available for this predicate. The predicate is *multifile*.  
 The predicate is of type *data*.

**sql\_\_attribute/4:** PREDICATE  
 No further documentation available for this predicate. The predicate is *multifile*.  
 The predicate is of type *data*.





## 153 Prolog/Java Bidirectional Interface

**Author(s):** Jesús Correás, The CLIP Group.

The increasing diversity of platforms used today and the diffusion of Internet and the World Wide Web makes compatibility between platforms a key factor to run the software everywhere with no change. Java seems to achieve this goal, using a bytecode intermediate language and a large library of platform-dependent and independent classes which fully implements many. On the other hand, Prolog provides a powerful implementation of logic programming paradigm. This document includes the reference manual of the Prolog/Java bidirectional interface implemented in Ciao. In addition, it has been developed an application of this interface that makes use of an object oriented extension of Prolog to encapsulate the java classes, O'Ciao, both the ones defined in the JDK as well as new classes developed in Java. These classes can be used in the object oriented prolog extension of Ciao just like native O'Ciao classes.

The proposed interaction between both languages is realized as an interface between two processes, a Java process and a Prolog process, running separately. This approach allows the programmer to use of both Java and Prolog, without the compiler-dependent glue code used in other linkage-oriented approaches, and preserves the philosophy of Java as an independent language. The interface communication is based on a clean socket-based protocol, providing hardware and software independence. This allows also both processes to be run in different machines connected by a TCP/IP transport protocol, based on a client/server model that can evolve to a more cooperative model.

The present manual includes reference information about the Prolog side of the bidirectional Java/Prolog interface. The Java side of this interface is explained in the HTML pages generated by Javadoc.

### 153.1 Distributed Programming Model

The differences between Prolog and Java impose the division of the interface in two main parts: a prolog-to-java and a java-to-prolog interfaces. Most of the applications that will use this interface will consider that will be a "client" side that request actions and queries to a "server" side, which accomplish the actions and answer the queries. In a first approach, any of the both one-way interfaces implement a pure client/server model: the server waits for a query, performs the received query and sleeps until the next query comes; the client starts the server, carries out the initial part of the job initiating all the conversations with the server, and requests the server to do some things sometimes.

This model cannot handle correctly the tasks regarding an event oriented programming environment like java. A usual application of the prolog-to-java interface could be a graphical user interface server made in java, and a prolog client on the other side. A pure client/server model based on requests and results is not powerful enough to leave the prolog side managing all the application specific work of this example: some java specific stuff is needed to catch and manipulate properly the events thrown by the graphical user interface. This problem can be solved in a distributed context, on which both languages are clients and servers simultaneously, and can perform requests and do actions at a time. Using this model, the prolog side can add a prolog goal as listener of a specific event, and the java side launches that goal when the event raises.

In any case, the client/server approach simplifies the design of the interface, so both interfaces have been designed in such way, but keeping in mind that the goal is to reach a distributed environment, so each side do the things it is best designed for.



## 154 Prolog to Java interface

**Author(s):** Jesús Correás.

This module defines the Ciao Prolog to Java interface. This interface allows a Prolog program to start a Java process, create Java objects, invoke methods, set/get attributes (fields), and handle Java events.

This interface only works with JDK version 1.2 or higher.

Although the Java side interface is explained in Javadoc format (it is available at `library/javall/javadoc/` in your Ciao installation), the general interface structure is detailed here.

### 154.1 Prolog to Java Interface Structure

This interface is made up of two parts: a Prolog part and a Java part, running in separate processes. The Prolog part receives requests from a Prolog program and sends them to the Java part through a socket. The Java part receives requests from the socket and performs the actions included in the requests.

If an event is thrown in the Java side, an asynchronous message must be sent away to the Prolog side, in order to launch a Prolog goal to handle the event. This asynchronous communication is performed using a separate socket. The nature of this communication needs the use of threads both in Java and Prolog: to deal with the 'sequential program flow,' and other threads for event handling.

In both sides the threads are automatically created by the context of the objects we use. The user must be aware that different requests to the other side of the interface could run concurrently.

#### 154.1.1 Prolog side of the Java interface

The Prolog side receives the actions to do in the Java side from the user program, and sends them to the Java process through the socket connection. When the action is done in the Java side, the result is returned to the user Prolog program, or the action fails if there is any problem in the Java side.

Prolog data representation of Java elements is very simple in this interface. Java primitive types such as integers and characters are translated into the Prolog corresponding terms, and even some Java objects are translated in the same way (e. g. Java strings). Java objects are represented in Prolog as compound terms with a reference id to identify the corresponding Java object. Data conversion is made automatically when the interface is used, so the Prolog user programs do not have to deal with the complexity of these tasks.

#### 154.1.2 Java side

The Java side of this layer is more complex than the Prolog side. The tasks this part has to deal with are the following:

- Wait for requests from the Prolog side.
- Translate the Prolog terms received in the Prolog 'serialized' form to a more useful Java representation (see the Java interface documentation available at `library/javall/javadoc/` in your Ciao installation for details regarding Java representation of Prolog terms).
- Interpret the requests received from the Prolog side, and execute them.
- Handle the set of objects created by or derived from the requests received from the prolog side.

- Handle the events raised in the Java side, and launch the listeners added in the prolog side.
- Handle the exceptions raised in the Java side, and send them to the Prolog side.

In the implementation of the Java side, two items must be carefully designed: the handling of Java objects, and the representation of prolog data structures. The last item is specially important because all the interactions between Prolog and Java are made using Prolog structures, an easy way to standardize the different data management in both sides. Even the requests themselves are encapsulated using Prolog structures. The overload of this encapsulation is not significant in terms of socket traffic, due to the optimal implementation of the prolog serialized term.

The java side must handle the objects created from the Prolog side dynamically, and these objects must be accessed as fast as possible from the set of objects. The Java API provides a powerful implementation of Hash tables that achieves all the requirements of our implementation.

On the other hand, the java representation of prolog terms is made using the inheritance of java classes. In the java side there exists a representation of a generic prolog term, implemented as an abstract class in java. Variables, atoms, compound terms, lists, and numeric terms are classes in the java side which inherit from the term class. Java objects can be seen also under the prolog representation as compound terms, where the single argument corresponds to the Hash key of the actual java object in the Hash table referred to before. This behaviour makes the handling of mixed java and prolog elements easy. Prolog goals are represented in the java side as objects which contain a prolog compound term with the term representing the goal. This case will be seen more in depth in next chapter, where the java to prolog interface is explained.

## 154.2 Java event handling from Prolog

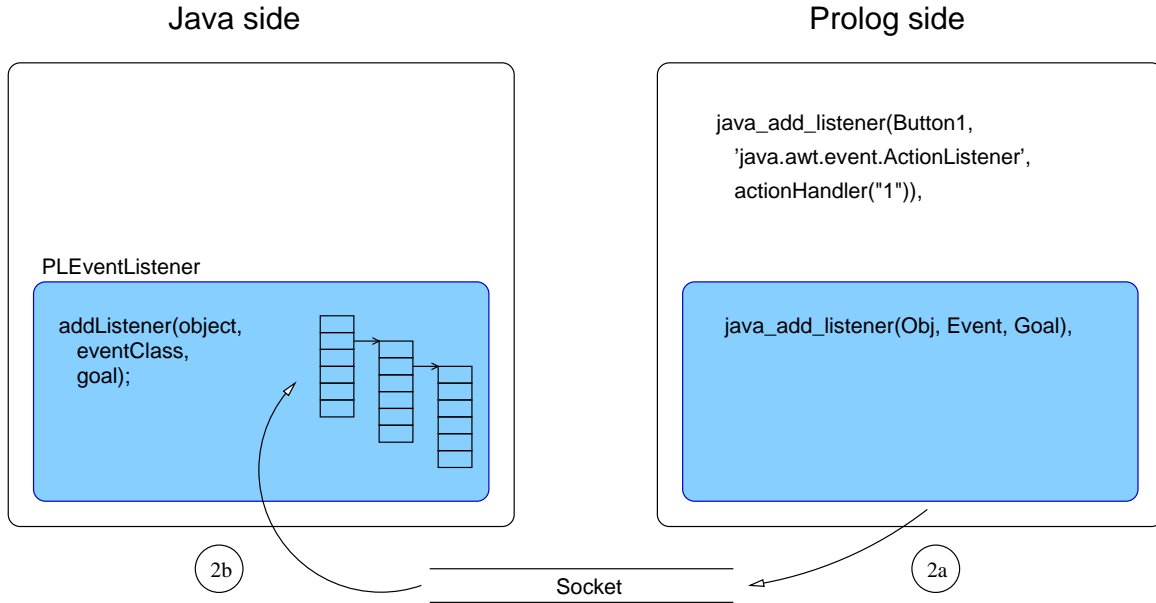
Java event handling is based on a delegation model since version 1.1.x. This approach to event handling is very powerful and elegant, but a user program cannot handle all the events that can arise on a given object: for each kind of event, a listener must be implemented and added specifically. However, the Java 2 API includes a special listener (`AWTEventListener`) that can manage the internal java event queue.

The prolog to java interface has been designed to emulate the java event handler, and is also based on event objects and listeners. The prolog to java interface implements its own event manager, to handle those events that have prolog listeners associated to the object that raises the event. From the prolog side can be added listeners to objects for specific events. The java side includes a list of goals to launch from the object and event type.

Due to the events nature, the event handler must work in a separate thread to manage the events asynchronously. The java side has its own mechanisms to work this way. The prolog side must be implemented specially for event handling using threads. The communication between java and prolog is also asynchronous, and an additional socket stream is used to avoid interferences with the main socket stream. The event stream will work in this implementation only in one way: from java to prolog. If an event handler needs to send back requests to java, it will use the main socket stream, just like the requests sent directly from a prolog program.

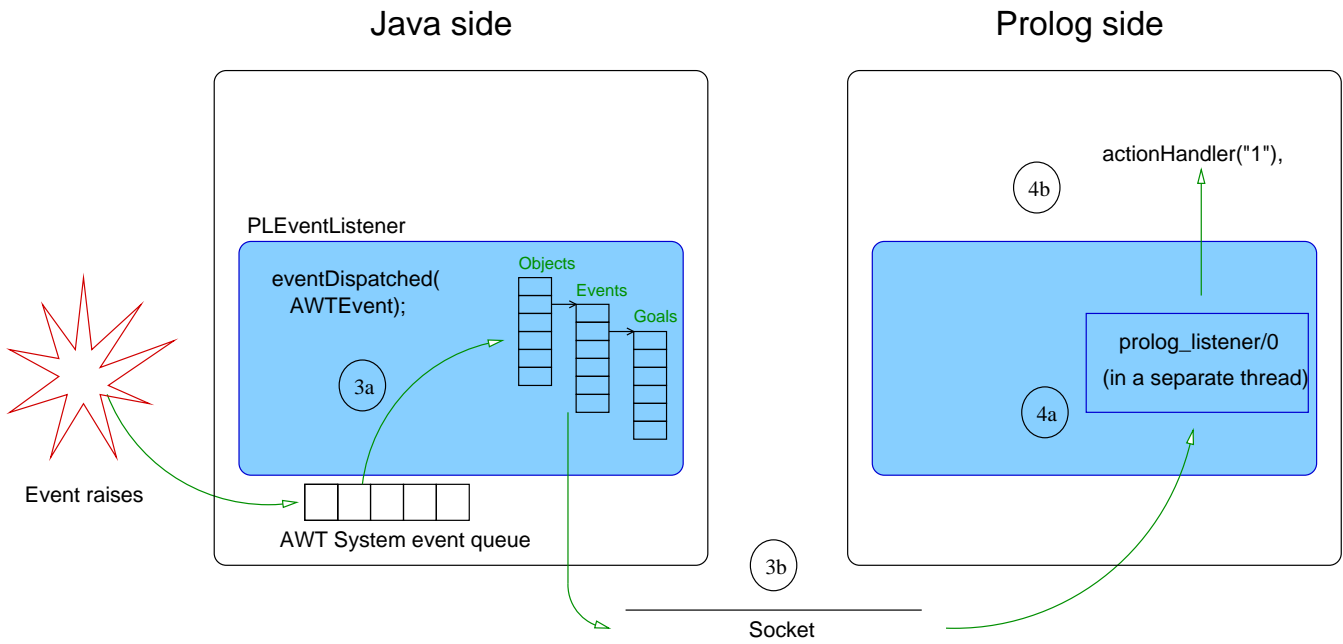
The internal process of register a Prolog event handler to a Java event is shown in the next figure:

Prolog registering of Java events



When an event raises, the Prolog to Java interface has to send to the Prolog user program the goal to evaluate. Graphically, the complete process takes the tasks involved in the following figure:

Prolog handling of Java events



### 154.3 Java exception handling from Prolog

Java exception handling is very similar to the peer prolog handling: it includes some specific statements to trap exceptions from user code. In the java side, the exceptions can be originated from an incorrect request, or can be originated in the code called from the request. Both exception types will be sent to prolog using the main socket stream, allowing the prolog program manage the exception. However, the first kind of exceptions are prefixed, so the user program can distinguish them from the second type of exceptions.

In order to handle exceptions properly using the prolog to java and java to prolog interfaces simultaneously, in both sides of the interface those exceptions coming from their own side will be filtered: this avoids an endless loop of exceptions bouncing from one side to another.

### 154.4 Usage and interface (javart)

- **Library usage:**  
:- use\_module(library(javart)).
- **Exports:**
  - *Predicates:*  
java\_start/0, java\_start/1, java\_start/2, java\_stop/0, java\_connect/2, java\_disconnect/0, java\_use\_module/1, java\_create\_object/2, java\_delete\_object/1, java\_invoke\_method/2, java\_get\_value/2, java\_set\_value/2, java\_add\_listener/3, java\_remove\_listener/3.
  - *Regular Types:*  
machine\_name/1, java\_constructor/1, java\_object/1, java\_event/1, prolog\_goal/1, java\_field/1, java\_method/1.
- **Imports:**
  - *System library modules:*  
concurrency/concurrency, iso\_byte\_char, lists, read, write, javall/javasock, system.
  - *Packages:*  
prelude, nonpure, assertions, regtypes, isomodes.

### 154.5 Documentation on exports (javart)

- java\_start/0:** PREDICATE  
**Usage:**  
 Starts the Java server on the local machine, connects to it, and starts the event handling thread.
- java\_start/1:** PREDICATE  
**Usage:** java\_start(Classpath)  
 Starts the Java server on the local machine, connects to it, and starts the event handling thread. The Java server is started using the classpath received as argument.

- *Call and exit should be compatible with:*  
**Classpath** is a string (a list of character codes). (basic\_props:string/1)
- *The following properties should hold at call time:*  
**Classpath** is currently a term which is not a free variable. (term\_typing:nonvar/1)

### **java\_start/2:** PREDICATE

**Usage:** `java_start(Machine_name,Classpath)`

Starts the Java server in `machine_name` (using `rsh!`), connects to it, and starts the event handling thread. The Java server is started using the `Classpath` received as argument.

- *Call and exit should be compatible with:*  
**Machine\_name** is the network name of a machine. (javart:machine\_name/1)  
**Classpath** is a string (a list of character codes). (basic\_props:string/1)
- *The following properties should hold at call time:*  
**Machine\_name** is currently a term which is not a free variable. (term\_typing:nonvar/1)  
**Classpath** is currently a term which is not a free variable. (term\_typing:nonvar/1)

### **java\_stop/0:** PREDICATE

**Usage:**

Stops the interface terminating the threads that handle the socket connection, and finishing the Java interface server if it was started using `java_start/n`.

### **java\_connect/2:** PREDICATE

**Usage:** `java_connect(Machine_name,Port_number)`

Connects to an existing Java interface server running in `Machine_name` and listening at port `port_number`. To connect to a Java server located in the local machine, use 'localhost' as `machine_name`.

- *Call and exit should be compatible with:*  
**Machine\_name** is the network name of a machine. (javart:machine\_name/1)  
**Port\_number** is an integer. (basic\_props:int/1)
- *The following properties should hold at call time:*  
**Machine\_name** is currently a term which is not a free variable. (term\_typing:nonvar/1)  
**Port\_number** is currently a term which is not a free variable. (term\_typing:nonvar/1)

### **java\_disconnect/0:** PREDICATE

**Usage:**

Closes the connection with the java process, terminating the threads that handle the connection to Java. This predicate does not terminate the Java process (this is the disconnection procedure for Java servers not started from Prolog). This predicate should be used when the communication is established with `java_connect/2`.



<b>machine_name/1:</b>	REGTYPE
Usage: machine_name(X)	
X is the network name of a machine.	
<b>java_constructor/1:</b>	REGTYPE
Usage: java_constructor(X)	
X is a java constructor (structure with functor as constructor full name, and arguments as constructor arguments).	
<b>java_object/1:</b>	REGTYPE
Usage: java_object(X)	
X is a java object (a structure with functor '\$java_object', and argument an integer given by the java side).	
<b>java_event/1:</b>	REGTYPE
Usage: java_event(X)	
X is a java event represented as an atom with the full event constructor name (e.g., 'java.awt.event.ActionListener').	
<b>prolog_goal/1:</b>	REGTYPE
Usage: prolog_goal(X)	
X is a prolog predicate. Prolog term that represents the goal that must be invoked when the event raises on the object. The predicate arguments can be java objects, or even the result of java methods. These java objects will be evaluated when the event raises (instead of when the listener is added). The arguments that represent java objects must be instantiated to already created objects. The variables will be kept uninstantiated when the event raises and the predicate is called.	
<b>java_field/1:</b>	REGTYPE
Usage: java_field(X)	
X is a java field (structure on which the functor name is the field name, and the single argument is the field value).	
<b>java_use_module/1:</b>	PREDICATE
Usage: java_use_module(Module)	
Loads a module and makes it available from Java.	
– <i>Call and exit should be compatible with:</i>	
Module is any term.	(basic_props:term/1)
– <i>The following properties should hold at call time:</i>	
Module is currently a term which is not a free variable.	(term_typing:nonvar/1)

**java\_create\_object/2:**

PREDICATE

**Usage:**

New java object creation. The constructor must be a compound term as defined by its type, with the full class name as functor (e.g., 'java.lang.String'), and the parameters passed to the constructor as arguments of the structure.

- *Call and exit should be compatible with:*

**Arg1** is a java constructor (structure with functor as constructor full name, and arguments as constructor arguments). (javart:java\_constructor/1)

**Arg2** is a java object (a structure with functor '\$java\_object', and argument an integer given by the java side). (javart:java\_object/1)

- *The following properties should hold at call time:*

**Arg1** is a java constructor (structure with functor as constructor full name, and arguments as constructor arguments). (javart:java\_constructor/1)

**Arg2** is a free variable. (term\_typing:var/1)

- *The following properties should hold upon exit:*

**Arg2** is a java object (a structure with functor '\$java\_object', and argument an integer given by the java side). (javart:java\_object/1)

**java\_delete\_object/1:**

PREDICATE

**Usage:**

Java object deletion. It removes the object given as argument from the Java object table.

- *Call and exit should be compatible with:*

**Arg1** is a java object (a structure with functor '\$java\_object', and argument an integer given by the java side). (javart:java\_object/1)

- *The following properties should hold at call time:*

**Arg1** is a java object (a structure with functor '\$java\_object', and argument an integer given by the java side). (javart:java\_object/1)

**java\_invoke\_method/2:**

PREDICATE

**Usage:**

Invokes a java method on an object. Given a Java object reference, invokes the method represented with the second argument.

- *Call and exit should be compatible with:*

**Arg1** is a java object (a structure with functor '\$java\_object', and argument an integer given by the java side). (javart:java\_object/1)

**Arg2** is a java method (structure with functor as method name, and arguments as method ones, plus a result argument. This result argument is unified with the atom 'Yes' if the java method returns void). (javart:java\_method/1)

- *The following properties should hold at call time:*

**Arg1** is a java object (a structure with functor '\$java\_object', and argument an integer given by the java side). (javart:java\_object/1)

**Arg2** is a java method (structure with functor as method name, and arguments as method ones, plus a result argument. This result argument is unified with the atom 'Yes' if the java method returns void). (javart:java\_method/1)

**java\_method/1:** REGTYPE

**Usage:** java\_method(X)

X is a java method (structure with functor as method name, and arguments as method ones, plus a result argument. This result argument is unified with the atom 'Yes' if the java method returns void).

**java\_get\_value/2:** PREDICATE

**Usage:**

Gets the value of a field. Given a Java object as first argument, it instantiates the variable given as second argument. This field must be uninstantiated in the java\_field functor, or this predicate will fail.

- *Call and exit should be compatible with:*

**Arg1** is a java object (a structure with functor '\$java\_object', and argument an integer given by the java side). (javart:java\_object/1)

**Arg2** is a java field (structure on which the functor name is the field name, and the single argument is the field value). (javart:java\_field/1)

- *The following properties should hold at call time:*

**Arg1** is a java object (a structure with functor '\$java\_object', and argument an integer given by the java side). (javart:java\_object/1)

**Arg2** is a java field (structure on which the functor name is the field name, and the single argument is the field value). (javart:java\_field/1)

**java\_set\_value/2:** PREDICATE

**Usage:**

Sets the value of a Java object field. Given a Java object reference, it assigns the value included in the java\_field compound term. The field value in the java\_field structure must be instantiated.

- *Call and exit should be compatible with:*

**Arg1** is a java object (a structure with functor '\$java\_object', and argument an integer given by the java side). (javart:java\_object/1)

**Arg2** is a java field (structure on which the functor name is the field name, and the single argument is the field value). (javart:java\_field/1)

- *The following properties should hold at call time:*

**Arg1** is a java object (a structure with functor '\$java\_object', and argument an integer given by the java side). (javart:java\_object/1)

**Arg2** is a java field (structure on which the functor name is the field name, and the single argument is the field value). (javart:java\_field/1)

**java\_add\_listener/3:** PREDICATE

**Usage:**

Adds a listener to an event on an object. Given a Java object reference, it registers the goal received as third argument to be launched when the Java event raises.

- *Call and exit should be compatible with:*

**Arg1** is a java object (a structure with functor '\$java\_object', and argument an integer given by the java side). (javart:java\_object/1)

**Arg2** is a java event represented as an atom with the full event constructor name (e.g., 'java.awt.event.ActionListener'). (javart:java\_event/1)

**Arg3** is a prolog predicate. Prolog term that represents the goal that must be invoked when the event raises on the object. The predicate arguments can be java objects, or even the result of java methods. These java objects will be evaluated when the event raises (instead of when the listener is added). The arguments that represent java objects must be instantiated to already created objects. The variables will be kept uninstantiated when the event raises and the predicate is called. (javart:prolog\_goal/1)

- *The following properties should hold at call time:*

**Arg1** is a java object (a structure with functor '\$java\_object', and argument an integer given by the java side). (javart:java\_object/1)

**Arg2** is a java event represented as an atom with the full event constructor name (e.g., 'java.awt.event.ActionListener'). (javart:java\_event/1)

**Arg3** is a prolog predicate. Prolog term that represents the goal that must be invoked when the event raises on the object. The predicate arguments can be java objects, or even the result of java methods. These java objects will be evaluated when the event raises (instead of when the listener is added). The arguments that represent java objects must be instantiated to already created objects. The variables will be kept uninstantiated when the event raises and the predicate is called. (javart:prolog\_goal/1)

*Meta-predicate* with arguments: `java_add_listener(?,?,goal)`.

### **java\_remove\_listener/3:**

PREDICATE

#### **Usage:**

It removes a listener from an object event queue. Given a Java object reference, goal registered for the given event is removed.

- *Call and exit should be compatible with:*

**Arg1** is a java object (a structure with functor '\$java\_object', and argument an integer given by the java side). (javart:java\_object/1)

**Arg2** is a java event represented as an atom with the full event constructor name (e.g., 'java.awt.event.ActionListener'). (javart:java\_event/1)

**Arg3** is a prolog predicate. Prolog term that represents the goal that must be invoked when the event raises on the object. The predicate arguments can be java objects, or even the result of java methods. These java objects will be evaluated when the event raises (instead of when the listener is added). The arguments that represent java objects must be instantiated to already created objects. The variables will be kept uninstantiated when the event raises and the predicate is called. (javart:prolog\_goal/1)

- *The following properties should hold at call time:*

**Arg1** is a java object (a structure with functor '\$java\_object', and argument an integer given by the java side). (javart:java\_object/1)

**Arg2** is a java event represented as an atom with the full event constructor name (e.g., 'java.awt.event.ActionListener'). (javart:java\_event/1)

**Arg3** is a prolog predicate. Prolog term that represents the goal that must be invoked when the event raises on the object. The predicate arguments can be java objects, or even the result of java methods. These java objects will be evaluated when the event raises (instead of when the listener is added). The arguments that represent java objects must be instantiated to already created objects. The variables will be kept uninstantiated when the event raises and the predicate is called. (javart:prolog\_goal/1)

## 155 Java to Prolog interface

**Author(s):** Jesús Correás.

This module defines the Prolog side of the Java to Prolog interface. This side of the interface only has one public predicate: a server that listens at the socket connection with Java, and executes the commands received from the Java side.

In order to evaluate the goals received from the Java side, this module can work in two ways: executing them in the same engine, or starting a thread for each goal. The easiest way is to launch them in the same engine, but the goals must be evaluated sequentially: once a goal provides the first solution, all the subsequent goals must be finished before this goal can backtrack to provide another solution. The Prolog side of this interface works as a top-level, and the goals partially evaluated are not independent.

The solution of this goal dependence is to evaluate the goals in a different prolog engine. Although Ciao includes a mechanism to evaluate goals in different engines, the approach used in this interface is to launch each goal in a different thread.

The decision of what kind of goal evaluation is selected is done by the Java side. Each evaluation type has its own command terms, so the Java side can choose the type it needs.

A Prolog server starts by calling the `prolog_server/0` predicate, or by calling `prolog_server/1` predicate and providing the port number as argument. The user predicates and libraries to be called from Java must be included in the executable file, or be accesible using the built-in predicates dealing with code loading.

### 155.1 Usage and interface (jtop1)

- **Library usage:**  
`:- use_module(library(jtop1)).`
- **Exports:**
  - *Predicates:*  
`prolog_server/0, prolog_server/1, prolog_server/2, shell_s/0,`  
`query_solutions/2, query_requests/2, running_queries/2.`
- **Imports:**
  - *System library modules:*  
`concurrency/concurrency, system, read, compiler/compiler, javall/javasock,`  
`read_from_string.`
  - *Packages:*  
`prelude, nonpure, assertions, regtypes, isomodes.`

### 155.2 Documentation on exports (jtop1)

**prolog\_server/0:**

PREDICATE

**Usage:**

Prolog server entry point. Reads from the standard input the node name and port number where the java client resides, and starts the prolog server listening at the jp socket. This predicate acts as a server: it includes an endless read-process loop until the `prolog_halt` command is received.

However, from the low-level communication point of view, this Prolog server actually works as a client of the Java side. This means that Java side waits at the given port to a Prolog server trying to create a socket; Prolog side connects to that port, and then waits for Java requests (acting as a 'logical' server). To use this Prolog server as a real server waiting for connections at a given port, use `prolog_server/1`.

**prolog\_server/1:** PREDICATE

**Usage:**

Waits for incoming Java connections to act as a Prolog goal server for Java requests. This is the only `prolog_server/*` predicate that works as a true server: given a port number, waits for a connection from Java and then serves Java requests. When a termination request is received, finishes the connection to Java and waits next Java connection request. This behaviour is different with respect to previous versions of this library. To work as before, use `prolog_server/2`.

Although it currently does not support simultaneous Java connections, some work is being done in that direction.

- *Call and exit should be compatible with:*

`Arg1` is an atom. (basic\_props:atm/1)

**prolog\_server/2:** PREDICATE

**Usage:**

Prolog server entry point. Given a network `node` and a `port` number, starts the prolog server trying to connect to Java side at that `node:port` address, and then waits for Java requests. This predicate acts as a server: it includes an endless read-process loop until the `prolog_halt` command is received.

However, from the low-level communication point of view, this Prolog server actually works as a client of the Java side. This means that Java side waits at the given port to a Prolog server trying to create a socket; Prolog side connects to that port, and then waits for Java requests (acting as a 'logical' server). To use this Prolog server as a real server waiting for connections at a given port, use `prolog_server/1`.

- *Call and exit should be compatible with:*

`Arg1` is an atom. (basic\_props:atm/1)

`Arg2` is an atom. (basic\_props:atm/1)

**shell\_s/0:** PREDICATE

**Usage:**

Command execution loop. This predicate is called when the connection to Java is established, and performs an endless loop processing the commands received. This predicate is only intended to be used by the Prolog to Java interface and it should not be used by a user program.

**query\_solutions/2:** PREDICATE

No further documentation available for this predicate. The predicate is of type *concurrent*.

**query\_requests/2:**

PREDICATE

No further documentation available for this predicate. The predicate is of type *concurrent*.

**running\_queries/2:**

PREDICATE

No further documentation available for this predicate. The predicate is of type *concurrent*.





## 156 Low-level Prolog to Java socket connection

**Author(s):** Jesús Correas.

This module defines a low-level socket interface, to be used by `javart` and `jtopl`. Includes all the code related directly to the handling of sockets. This library should not be used by any user program, because is a very low-level connection to Java. Use `javart` (Prolog to Java interface) or `jtopl` (Java to Prolog interface) libraries instead.

### 156.1 Usage and interface (`javasock`)

- **Library usage:**  
`:- use_module(library(javasock)).`
- **Exports:**
  - *Predicates:*  
`bind_socket_interface/1, start_socket_interface/2, stop_socket_interface/0, join_socket_interface/0, java_query/2, java_response/2, prolog_query/2, prolog_response/2, is_connected_to_java/0, java_debug/1, java_debug_redo/1, start_threads/0.`
- **Imports:**
  - *System library modules:*  
`fastrw, sockets/sockets, format, concurrency/concurrency, javall/jtopl, sockets/sockets_io.`
  - *Packages:*  
`prelude, nonpure, assertions, regtypes, isomodes.`

### 156.2 Documentation on exports (`javasock`)

**bind\_socket\_interface/1:** PREDICATE

**Usage:** `bind_socket_interface(Port)`

Given an port number, waits for a connection request from the Java side, creates the sockets to connect to the java process, and starts the threads needed to handle the connection.

- *Call and exit should be compatible with:*

`Port` is an integer. (basic\_props:int/1)

- *The following properties should hold at call time:*

`Port` is currently a term which is not a free variable. (term\_typing:nonvar/1)

**start\_socket\_interface/2:** PREDICATE

**Usage:** `start_socket_interface(Address,Stream)`

Given an address in format `'node:port'`, creates the sockets to connect to the java process, and starts the threads needed to handle the connection.

- *Call and exit should be compatible with:*

`Address` is any term. (basic\_props:term/1)

`Stream` is an open stream. (streams\_basic:stream/1)

– *The following properties should hold at call time:*

`Address` is currently a term which is not a free variable. (term\_typing:nonvar/1)

`Stream` is currently a term which is not a free variable. (term\_typing:nonvar/1)

### **stop\_socket\_interface/0:** PREDICATE

**Usage:**

Closes the sockets to disconnect from the java process, and waits until the threads that handle the connection terminate.

### **join\_socket\_interface/0:** PREDICATE

**Usage:**

Waits until the threads that handle the connection terminate.

### **java\_query/2:** PREDICATE

**Usage:** `java_query(ThreadId, Query)`

Data predicate containing the queries to be sent to Java. First argument is the Prolog thread Id, and second argument is the query to send to Java.

– *Call and exit should be compatible with:*

`ThreadId` is an atom. (basic\_props:atom/1)

`Query` is any term. (basic\_props:term/1)

The predicate is of type *concurrent*.

### **java\_response/2:** PREDICATE

**Usage:** `java_response(Id, Response)`

Data predicate that stores the responses to requests received from Java. First argument corresponds to the Prolog thread Id; second argument corresponds to the response itself.

– *Call and exit should be compatible with:*

`Id` is an atom. (basic\_props:atom/1)

`Response` is any term. (basic\_props:term/1)

The predicate is of type *concurrent*.

### **prolog\_query/2:** PREDICATE

**Usage:** `prolog_query(Id, Query)`

Data predicate that keeps a queue of the queries requested to Prolog side from Java side.

– *Call and exit should be compatible with:*

`Id` is an integer. (basic\_props:int/1)

`Query` is any term. (basic\_props:term/1)

The predicate is of type *concurrent*.

- prolog\_response/2:** PREDICATE  
Usage: `prolog_response(Id,Response)`  
Data predicate that keeps a queue of the responses to queries requested to Prolog side from Java side.  
– *Call and exit should be compatible with:*  
    **Id** is an integer. (basic\_props:int/1)  
    **Response** is any term. (basic\_props:term/1)  
The predicate is of type *concurrent*.
- is\_connected\_to\_java/0:** PREDICATE  
Usage:  
Checks if the connection to Java is established.
- java\_debug/1:** PREDICATE  
No further documentation available for this predicate.
- java\_debug\_redo/1:** PREDICATE  
No further documentation available for this predicate.
- start\_threads/0:** PREDICATE  
Usage:  
Starts the threads that will handle the connection to Java. This predicate is declared public for internal purposes, and it is not intended to be used by a user program.



## 157 Calling emacs from Prolog

**Author(s):** The CLIP Group.

This library provides a *prolog-emacs interface*. This interface is complementary to (and independent from) the emacs mode, which is used to develop programs from within the emacs editor/environment. Instead, this library allows calling emacs from a running Prolog program. This facilitates the use of emacs as a “user interface” for a Prolog program. Emacs can be made to:

- Visit a file, which can then be edited.
- Execute arbitrary *emacs lisp* code, sent from Prolog.

In order for this library to work correctly, the following is needed:

- You should be running the emacs editor on the same machine where the executable calling this library is executing.
- This emacs should be running the *emacs server*. This can be done by including the following line in your `.emacs` file:

```
;; Start a server that emacsclient can connect to.
(server-start)
```

Or typing `M-x server-start` within emacs.

This suffices for using emacs to edit files. For running arbitrary code the following also needs to be added to the `.emacs` file:

```
(setq enable-local-eval t)
 Allows executing lisp code without asking.
```

```
(setq enable-local-eval nil)
 Does not allow executing lisp code without asking.
```

```
(setq enable-local-eval 'maybe)
 Allows executing lisp code only if user agrees after asking (asks interactively for every invocation).
```

### Examples:

Assuming that a `.pl` file loads this library, then:

```
..., emacs_edit('foo'), ...
 Opens file foo for editing in emacs.
```

```
..., emacs_eval_nowait("(run-ciao-toplevel)"), ...
 Starts execution of a Ciao top-level within emacs.
```

## 157.1 Usage and interface (emacs)

- **Library usage:**  
:- use\_module(library(emacs)).
- **Exports:**
  - *Predicates:*  
emacs\_edit/1, emacs\_edit\_nowait/1, emacs\_eval/1, emacs\_eval\_nowait/1.
  - *Regular Types:*  
elisp\_string/1.
- **Imports:**
  - *System library modules:*  
terms\_check, lists, terms, system.
  - *Packages:*  
prelude, nonpure, assertions, regtypes, isomodes, fsyntax, hiord.

## 157.2 Documentation on exports (emacs)

**emacs\_edit/1:** PREDICATE

**Usage:**

Opens the given file for editing in `emacs`. Waits for editing to finish before continuing.

- *The following properties should hold at call time:*

`Arg1` is an atom which is the name of a file. (emacs:filename/1)

**emacs\_edit\_nowait/1:** PREDICATE

**Usage:**

Opens the given file for editing in `emacs` and continues without waiting for editing to finish.

- *The following properties should hold at call time:*

`Arg1` is an atom which is the name of a file. (emacs:filename/1)

**emacs\_eval/1:** PREDICATE

**Usage:**

Executes in `emacs` the lisp code given as argument. Waits for the command to finish before continuing.

- *The following properties should hold at call time:*

`Arg1` is a string containing `emacs` lisp code. (emacs:elisp\_string/1)

**emacs\_eval\_nowait/1:** PREDICATE

**Usage:**

Executes in `emacs` the lisp code given as argument and continues without waiting for it to finish.

– *The following properties should hold at call time:*

**Arg1** is a string containing **emacs** lisp code.

(emacs:elisp\_string/1)

**elisp\_string/1:**

REGTYPE

**Usage:** `elisp_string(L)`

L is a string containing **emacs** lisp code.





## 158 linda (library)

This is a SICStus-like linda package. Note that this is essentially quite obsolete, and provided mostly in case it is needed for compatibility, since Ciao now supports all Linda functionality (and more) through the concurrent fact database.

### 158.1 Usage and interface (linda)

- **Library usage:**  
`:- use_module(library(linda)).`
- **Exports:**
  - *Predicates:*  
`linda_client/1, close_client/0, in/1, in/2, in_noblock/1, out/1, rd/1, rd/2, rd_noblock/1, rd_findall/3, linda_timeout/2, halt_server/0, open_client/2, in_stream/2, out_stream/2.`
- **Imports:**
  - *System library modules:*  
`read, fastrw, sockets/sockets.`
  - *Packages:*  
`prelude, nonpure, assertions.`

### 158.2 Documentation on exports (linda)

<b>linda_client/1:</b> No further documentation available for this predicate.	PREDICATE
<b>close_client/0:</b> No further documentation available for this predicate.	PREDICATE
<b>in/1:</b> No further documentation available for this predicate.	PREDICATE
<b>in/2:</b> No further documentation available for this predicate.	PREDICATE
<b>in_noblock/1:</b> No further documentation available for this predicate.	PREDICATE

<b>out/1:</b> No further documentation available for this predicate.	PREDICATE
<b>rd/1:</b> No further documentation available for this predicate.	PREDICATE
<b>rd/2:</b> No further documentation available for this predicate.	PREDICATE
<b>rd_noblock/1:</b> No further documentation available for this predicate.	PREDICATE
<b>rd_findall/3:</b> No further documentation available for this predicate.	PREDICATE
<b>linda_timeout/2:</b> No further documentation available for this predicate.	PREDICATE
<b>halt_server/0:</b> No further documentation available for this predicate.	PREDICATE
<b>open_client/2:</b> No further documentation available for this predicate.	PREDICATE
<b>in_stream/2:</b> No further documentation available for this predicate.	PREDICATE
<b>out_stream/2:</b> No further documentation available for this predicate.	PREDICATE

## PART IX - Abstract data types

**Author(s):** The CLIP Group.

This part includes libraries which implement some generic data structures (abstract data types) that are used frequently in programs or in the Ciao system itself.



## 159 Extendable arrays with logarithmic access time

**Author(s):** Lena Flood.

This module implements extendable arrays with logarithmic access time. It has been adapted from shared code written by David Warren and Fernando Pereira.

### 159.1 Usage and interface (arrays)

- **Library usage:**  
   :- use\_module(library(arrays)).
- **Exports:**
  - *Predicates:*  
   new\_array/1, is\_array/1, aref/3, arefa/3, arefl/3, aset/4, array\_to\_list/2.
- **Imports:**
  - *Packages:*  
   prelude, nonpure, assertions, isomodes.

### 159.2 Documentation on exports (arrays)

- new\_array/1:** PREDICATE  
**Usage:** new\_array(Array)  
 returns an empty new array Array.  
 – *The following properties should hold at call time:*  
   Array is a free variable. (term\_typing:var/1)
- is\_array/1:** PREDICATE  
**Usage:** is\_array(Array)  
 Array actually is an array.  
 – *The following properties should hold at call time:*  
   Array is currently a term which is not a free variable. (term\_typing:nonvar/1)
- aref/3:** PREDICATE  
**Usage:** aref(Index,Array,Element)  
 unifies Element to Array[Index], or fails if Array[Index] has not been set.  
 – *The following properties should hold at call time:*  
   Index is currently a term which is not a free variable. (term\_typing:nonvar/1)  
   Array is currently a term which is not a free variable. (term\_typing:nonvar/1)

**arefa/3:** PREDICATE

**Usage:** arefa(Index,Array,Element)

is as aref/3, except that it unifies Element with a new array if Array[Index] is undefined.

This is useful for multidimensional arrays implemented as arrays of arrays.

– *The following properties should hold at call time:*

Index is currently a term which is not a free variable. (term\_typing:nonvar/1)

Array is currently a term which is not a free variable. (term\_typing:nonvar/1)

**arefl/3:** PREDICATE

**Usage:** arefl(Index,Array,Element)

is as aref/3, except that Element appears as [] for undefined cells. Thus, arefl(\_,\_,[]) always succeeds no matter what you give in the first or second args.

– *The following properties should hold at call time:*

Index is currently a term which is not a free variable. (term\_typing:nonvar/1)

Array is currently a term which is not a free variable. (term\_typing:nonvar/1)

**aset/4:** PREDICATE

**Usage:** aset(Index,Array,Element,NewArray)

unifies NewArray with the result of setting Array[Index] to Element.

– *The following properties should hold at call time:*

Index is currently a term which is not a free variable. (term\_typing:nonvar/1)

Array is currently a term which is not a free variable. (term\_typing:nonvar/1)

NewArray is a free variable. (term\_typing:var/1)

**array\_to\_list/2:** PREDICATE

**Usage:** array\_to\_list(Array,List)

returns a List of pairs Index-Element of all the elements of Array that have been set.

– *The following properties should hold at call time:*

Array is currently a term which is not a free variable. (term\_typing:nonvar/1)

List is a free variable. (term\_typing:var/1)

## 160 Association between key and value

**Author(s):** Pablo Chico, Manuel Carro.

This library implements a table. It takes its name from the classical "association lists". It allows storing a set of values and a key for each value, such that the values can later be accessed through these keys. These keys could not be ground terms, but they could not be instantiated later (so, this implementation unify with '==' instead of '='). The implementation uses a dynamically changing data structure for efficiency. When there are few elements the data structure used is a list of pairs. When the number of elements stored goes beyond some number, an AVL tree is used. There is a certain level of hysteresis so that no repeated data structure conversions occur when the number of elements is close to the threshold.

### 160.1 Usage and interface (assoc)

- **Library usage:**  
:- use\_module(library(assoc)).
- **Exports:**
  - *Predicates:*  
empty\_assoc/1, assoc\_to\_list/2, is\_assoc/1, min\_assoc/3, max\_assoc/3, gen\_assoc/3, get\_assoc/3, get\_assoc/5, get\_next\_assoc/4, get\_prev\_assoc/4, list\_to\_assoc/2, ord\_list\_to\_assoc/2, map\_assoc/2, map\_assoc/3, map/3, foldl/4, put\_assoc/4, put\_assoc/5, add\_assoc/4, update\_assoc/5, del\_assoc/4, del\_min\_assoc/4, del\_max\_assoc/4.
- **Imports:**
  - *System library modules:*  
hiordlib, lists.
  - *Packages:*  
prelude, nonpure, assertions, basicmodes, hiord, regtypes.

### 160.2 Documentation on exports (assoc)

#### empty\_assoc/1:

PREDICATE

**Usage 1:** empty\_assoc(Assoc)

True if Assoc is an empty assoc\_table.

- *The following properties should hold at call time:*
  - Assoc is currently a term which is not a free variable. (term\_typing:nonvar/1)
  - Assoc is a associations beetwen keys and values. (assoc:assoc\_table/1)

**Usage 2:** empty\_assoc(Assoc)

Assoc is an empty assoc\_table.

- *The following properties should hold at call time:*
  - Assoc is a free variable. (term\_typing:var/1)
  - Assoc is a associations beetwen keys and values. (assoc:assoc\_table/1)



**assoc\_to\_list/2:** PREDICATE**Usage:** `assoc_to_list(Assoc,L)`Transforms `Assoc` into `L` where each pair of `L` was a association in `Assoc`.– *The following properties should hold at call time:*`Assoc` is currently a term which is not a free variable. (term\_typing:nonvar/1)`L` is a free variable. (term\_typing:var/1)`Assoc` is a associations beetwen keys and values. (assoc:assoc\_table/1)`L` is a ordered list of elements of the form `key-value`. (assoc:ord\_pairs/1)**is\_assoc/1:** PREDICATE**Usage:** `is_assoc(Assoc)`True if `Assoc` is an `assoc_table`.– *The following properties should hold at call time:*`Assoc` is currently a term which is not a free variable. (term\_typing:nonvar/1)`Assoc` is a associations beetwen keys and values. (assoc:assoc\_table/1)**min\_assoc/3:** PREDICATE**Usage:** `min_assoc(Assoc,Key,Value)``Key` and `Value` are `key` and `value` of the element with the smallest `key` in `Assoc`.– *The following properties should hold at call time:*`Assoc` is currently a term which is not a free variable. (term\_typing:nonvar/1)`Key` is a free variable. (term\_typing:var/1)`Value` is a free variable. (term\_typing:var/1)`Assoc` is a associations beetwen keys and values. (assoc:assoc\_table/1)`K` is a valid key in a `assoc_table`. (assoc:key/1)`Value` is a valid value in a `assoc_table`. (assoc:value/1)**max\_assoc/3:** PREDICATE**Usage:** `max_assoc(Assoc,Key,Value)``Key` and `Value` are the `key` and `value` of the element with the largest `key` in `Assoc`.– *The following properties should hold at call time:*`Assoc` is currently a term which is not a free variable. (term\_typing:nonvar/1)`Key` is a free variable. (term\_typing:var/1)`Value` is a free variable. (term\_typing:var/1)`Assoc` is a associations beetwen keys and values. (assoc:assoc\_table/1)`Key` is a valid key in a `assoc_table`. (assoc:key/1)`Value` is a valid value in a `assoc_table`. (assoc:value/1)

**gen\_assoc/3:**

PREDICATE

**Usage 1:** `gen_assoc(K, Assoc, V)`Enumerate matching elements of `Assoc` in ascending order of their keys via backtracking.– *The following properties should hold at call time:*

- K is a free variable. (term\_typing:var/1)
- `Assoc` is currently a term which is not a free variable. (term\_typing:nonvar/1)
- V is a free variable. (term\_typing:var/1)
- K is a valid key in a `assoc_table`. (assoc:key/1)
- `Assoc` is a associations beetwen keys and values. (assoc:assoc\_table/1)
- V is a valid value in a `assoc_table`. (assoc:value/1)

**Usage 2:** `gen_assoc(K, Assoc, V)`Enumerate matching elements of `Assoc` in ascending order of their keys via backtracking whose value is `V`.– *The following properties should hold at call time:*

- K is a free variable. (term\_typing:var/1)
- `Assoc` is currently a term which is not a free variable. (term\_typing:nonvar/1)
- V is currently a term which is not a free variable. (term\_typing:nonvar/1)
- K is a valid key in a `assoc_table`. (assoc:key/1)
- `Assoc` is a associations beetwen keys and values. (assoc:assoc\_table/1)
- V is a valid value in a `assoc_table`. (assoc:value/1)

**get\_assoc/3:**

PREDICATE

**Usage 1:** `get_assoc(K, Assoc, V)`True if `V` is the value associated to the key `K` in the `assoc_table Assoc`.– *The following properties should hold at call time:*

- K is currently a term which is not a free variable. (term\_typing:nonvar/1)
- `Assoc` is currently a term which is not a free variable. (term\_typing:nonvar/1)
- V is currently a term which is not a free variable. (term\_typing:nonvar/1)
- K is a valid key in a `assoc_table`. (assoc:key/1)
- `Assoc` is a associations beetwen keys and values. (assoc:assoc\_table/1)
- V is a valid value in a `assoc_table`. (assoc:value/1)

**Usage 2:** `get_assoc(K, Assoc, V)`V is the value associated to the key `K` in the `assoc_table Assoc`.– *The following properties should hold at call time:*

- K is currently a term which is not a free variable. (term\_typing:nonvar/1)
- `Assoc` is currently a term which is not a free variable. (term\_typing:nonvar/1)
- V is a free variable. (term\_typing:var/1)
- K is a valid key in a `assoc_table`. (assoc:key/1)
- `Assoc` is a associations beetwen keys and values. (assoc:assoc\_table/1)
- V is a valid value in a `assoc_table`. (assoc:value/1)

**get\_assoc/5:** PREDICATE

**Usage:** `get_assoc(K,Assoc,Old,NewAssoc,New)`

`NewAssoc` is an `assoc_table` identical to `Assoc` except that the value associated with `Key` is `New` instead of `Old`.

– *The following properties should hold at call time:*

<code>K</code> is currently a term which is not a free variable.	(term_typing:nonvar/1)
<code>Assoc</code> is currently a term which is not a free variable.	(term_typing:nonvar/1)
<code>Old</code> is a free variable.	(term_typing:var/1)
<code>NewAssoc</code> is a free variable.	(term_typing:var/1)
<code>New</code> is currently a term which is not a free variable.	(term_typing:nonvar/1)
<code>K</code> is a valid key in a <code>assoc_table</code> .	(assoc:key/1)
<code>Assoc</code> is a associations beetwen keys and values.	(assoc:assoc_table/1)
<code>Old</code> is a valid value in a <code>assoc_table</code> .	(assoc:value/1)
<code>NewAssoc</code> is a associations beetwen keys and values.	(assoc:assoc_table/1)
<code>New</code> is a valid value in a <code>assoc_table</code> .	(assoc:value/1)

**get\_next\_assoc/4:** PREDICATE

**Usage:** `get_next_assoc(K,Assoc,NextK,NextV)`

`NextK` and `NextV` are the next key and associated value after `K` in `Assoc`.

– *The following properties should hold at call time:*

<code>K</code> is currently a term which is not a free variable.	(term_typing:nonvar/1)
<code>Assoc</code> is currently a term which is not a free variable.	(term_typing:nonvar/1)
<code>NextK</code> is a free variable.	(term_typing:var/1)
<code>NextV</code> is a free variable.	(term_typing:var/1)
<code>K</code> is a valid key in a <code>assoc_table</code> .	(assoc:key/1)
<code>Assoc</code> is a associations beetwen keys and values.	(assoc:assoc_table/1)
<code>NextK</code> is a valid key in a <code>assoc_table</code> .	(assoc:key/1)
<code>NextV</code> is a valid value in a <code>assoc_table</code> .	(assoc:value/1)

**get\_prev\_assoc/4:** PREDICATE

**Usage:** `get_prev_assoc(K,Assoc,PrevK,PrevV)`

`PrevK` and `PrevV` are the previous key and associated value after `K` in `Assoc`.

– *The following properties should hold at call time:*

<code>K</code> is a valid key in a <code>assoc_table</code> .	(assoc:key/1)
<code>Assoc</code> is a associations beetwen keys and values.	(assoc:assoc_table/1)
<code>PrevK</code> is a valid key in a <code>assoc_table</code> .	(assoc:key/1)
<code>PrevV</code> is a valid value in a <code>assoc_table</code> .	(assoc:value/1)

**list\_to\_assoc/2:** PREDICATE

**Usage:** `list_to_assoc(L,Assoc)`

Transforms `L` into `Assoc` where each pair of `L` will be a association in `Assoc`.

- *The following properties should hold at call time:*
  - L is currently a term which is not a free variable. (term\_typing:nonvar/1)
  - Assoc** is a free variable. (term\_typing:var/1)
  - L is a list of elements of the form **key-value**. (assoc:pairs/1)
  - Assoc** is a associations beetwen keys and values. (assoc:assoc\_table/1)

### **ord\_list\_to\_assoc/2:** PREDICATE

**Usage:** `ord_list_to_assoc(L, Assoc)`

Transforms L, a list of pairs (using the functor `-/2`) sorted by its first element, into the table **Assoc** where each pair of L will become a association in **Assoc**.

- *The following properties should hold at call time:*
  - L is currently a term which is not a free variable. (term\_typing:nonvar/1)
  - Assoc** is a free variable. (term\_typing:var/1)
  - L is a ordered list of elements of the form **key-value**. (assoc:ord\_pairs/1)
  - Assoc** is a associations beetwen keys and values. (assoc:assoc\_table/1)

### **map\_assoc/2:** PREDICATE

**Usage:** `map_assoc(Pred, Assoc)`

**Assoc** is an association tree, and for each **Key**, if **Key** is associated with **Value** in **Assoc**, `Pred(Value)` is true.

- *The following properties should hold at call time:*
  - Pred** is currently a term which is not a free variable. (term\_typing:nonvar/1)
  - Assoc** is currently a term which is not a free variable. (term\_typing:nonvar/1)

*Meta-predicate* with arguments: `map_assoc((pred 1), ?)`.

### **map\_assoc/3:** PREDICATE

**Usage:** `map_assoc(Pred, Assoc, NewAssoc)`

**Assoc** and **NewAssoc** are association trees of the same shape, and for each **Key**, if **Key** is associated with **Old** in **Assoc** and with **new** in **NewAssoc**, `Pred(Old, New)` is true.

- *The following properties should hold at call time:*
  - Pred** is currently a term which is not a free variable. (term\_typing:nonvar/1)
  - Assoc** is currently a term which is not a free variable. (term\_typing:nonvar/1)
  - NewAssoc** is a free variable. (term\_typing:var/1)

*Meta-predicate* with arguments: `map_assoc((pred 2), ?, ?)`.

### **map/3:** PREDICATE

**Usage:** `map(Assoc1, Pred, Assoc2)`

Applies **Pred** with arity 3 to each value of the `assoc_table` **Assoc1** obtaining the new `assoc_table` **Assoc2** in which only the values can have changed.

- *The following properties should hold at call time:*
  - Assoc1** is currently a term which is not a free variable. (term\_typing:nonvar/1)
  - Pred** is currently a term which is not a free variable. (term\_typing:nonvar/1)
  - Assoc2** is a free variable. (term\_typing:var/1)

*Meta-predicate* with arguments: `map(?, (pred 3), ?)`.

#### **foldl/4:**

PREDICATE

**Usage:** `foldl(Assoc, DS, Pred, NDS)`

Applies **Pred** with arity 4 to each value of the `assoc_table` **Assoc**. If **Pred** is satisfied, it updates the data-structure **DS**. Otherwise it fails.

- *The following properties should hold at call time:*
  - Assoc** is currently a term which is not a free variable. (term\_typing:nonvar/1)
  - DS** is currently a term which is not a free variable. (term\_typing:nonvar/1)
  - Pred** is currently a term which is not a free variable. (term\_typing:nonvar/1)
  - NDS** is a free variable. (term\_typing:var/1)

*Meta-predicate* with arguments: `foldl(?, ?, (pred 4), ?)`.

#### **put\_assoc/4:**

PREDICATE

**Usage:** `put_assoc(K, Assoc, V, NewAssoc)`

The value **V** is inserted in **Assoc** associated to the key **K** and the result is **NewAssoc**. This can be used to insert and change associations.

- *The following properties should hold at call time:*
  - K** is currently a term which is not a free variable. (term\_typing:nonvar/1)
  - Assoc** is currently a term which is not a free variable. (term\_typing:nonvar/1)
  - V** is currently a term which is not a free variable. (term\_typing:nonvar/1)
  - NewAssoc** is a free variable. (term\_typing:var/1)
  - K** is a valid key in a `assoc_table`. (assoc:key/1)
  - Assoc** is a associations beetwen keys and values. (assoc:assoc\_table/1)
  - V** is a valid value in a `assoc_table`. (assoc:value/1)
  - NewAssoc** is a associations beetwen keys and values. (assoc:assoc\_table/1)

#### **put\_assoc/5:**

PREDICATE

**Usage:** `put_assoc(K, Assoc1, V, Assoc2, Member)`

The value **V** is inserted in **Assoc1** associated to the key **K** and the result is **Assoc2**. If the key **K** doesn't belong to the **Assoc1** then **Member** is unified with `no`. Otherwise, **Assoc2** is the result of substituting the association **K-OldValue** by **K-V** and **Member** is unified with `yes(OldValue)`.

- *The following properties should hold at call time:*
  - K** is currently a term which is not a free variable. (term\_typing:nonvar/1)
  - Assoc1** is currently a term which is not a free variable. (term\_typing:nonvar/1)
  - V** is currently a term which is not a free variable. (term\_typing:nonvar/1)
  - Assoc2** is a free variable. (term\_typing:var/1)

<code>Member</code> is a free variable.	(term_typing:var/1)
<code>K</code> is a valid key in a <code>assoc_table</code> .	(assoc:key/1)
<code>Assoc1</code> is a associations beetwen keys and values.	(assoc:assoc_table/1)
<code>V</code> is a valid value in a <code>assoc_table</code> .	(assoc:value/1)
<code>Assoc2</code> is a associations beetwen keys and values.	(assoc:assoc_table/1)
<code>Member</code> is no or yes(value).	(assoc:is_member/1)

**add\_assoc/4:**

PREDICATE

**Usage:** `add_assoc(K,Assoc1,V,Assoc2)`

This is similar to `put_value/5` but `Key` must not appear in `Assoc1` (`Member` in `put_value/5` is known to be no). An error is thrown otherwise.

– *The following properties should hold at call time:*

<code>K</code> is currently a term which is not a free variable.	(term_typing:nonvar/1)
<code>Assoc1</code> is currently a term which is not a free variable.	(term_typing:nonvar/1)
<code>V</code> is currently a term which is not a free variable.	(term_typing:nonvar/1)
<code>Assoc2</code> is a free variable.	(term_typing:var/1)
<code>K</code> is a valid key in a <code>assoc_table</code> .	(assoc:key/1)
<code>Assoc1</code> is a associations beetwen keys and values.	(assoc:assoc_table/1)
<code>V</code> is a valid value in a <code>assoc_table</code> .	(assoc:value/1)
<code>Assoc2</code> is a associations beetwen keys and values.	(assoc:assoc_table/1)

**update\_assoc/5:**

PREDICATE

**Usage:** `update_assoc(K,Assoc1,V,Assoc2,OldVar)`

This is similar to `put_assoc/5` but `Key` must not appear in `Assoc1` (`Member` in `put_value/5` is known to be no). An error is thrown otherwise.

– *The following properties should hold at call time:*

<code>K</code> is currently a term which is not a free variable.	(term_typing:nonvar/1)
<code>Assoc1</code> is currently a term which is not a free variable.	(term_typing:nonvar/1)
<code>V</code> is currently a term which is not a free variable.	(term_typing:nonvar/1)
<code>Assoc2</code> is a free variable.	(term_typing:var/1)
<code>OldVar</code> is a free variable.	(term_typing:var/1)
<code>K</code> is a valid key in a <code>assoc_table</code> .	(assoc:key/1)
<code>Assoc1</code> is a associations beetwen keys and values.	(assoc:assoc_table/1)
<code>V</code> is a valid value in a <code>assoc_table</code> .	(assoc:value/1)
<code>Assoc2</code> is a associations beetwen keys and values.	(assoc:assoc_table/1)
<code>OldVar</code> is a valid value in a <code>assoc_table</code> .	(assoc:value/1)

**del\_assoc/4:**

PREDICATE

**Usage:** `del_assoc(K,Assoc1,V,Assoc2)`

Delete in `Assoc1` the key `K` to give `Assoc2`. If the key `K` does not belong to the `Assoc1` then `Member` is unified with `no` and `Assoc1` and `Assoc2` are unified. Otherwise `Assoc2` is the result of deleting the key `K` and its associated `Value`, and `Member` is unified with `yes(Value)`.

- *The following properties should hold at call time:*
  - K is currently a term which is not a free variable. (term\_typing:nonvar/1)
  - Assoc1 is currently a term which is not a free variable. (term\_typing:nonvar/1)
  - V is a free variable. (term\_typing:var/1)
  - Assoc2 is a free variable. (term\_typing:var/1)
  - K is a valid key in a `assoc_table`. (assoc:key/1)
  - Assoc1 is a associations beetwen keys and values. (assoc:assoc\_table/1)
  - V is a valid value in a `assoc_table`. (assoc:value/1)
  - Assoc2 is a associations beetwen keys and values. (assoc:assoc\_table/1)

#### **del\_min\_assoc/4:** PREDICATE

**Usage:** `del_min_assoc(Assoc,K,V,NewAssoc)`

`Assoc` and `NewAssoc` define the same finite function except that `Assoc` associates K with V and `NewAssoc` doesn't associate K with any value and K precedes all other keys in `Assoc`.

- *The following properties should hold at call time:*
  - Assoc is currently a term which is not a free variable. (term\_typing:nonvar/1)
  - K is a free variable. (term\_typing:var/1)
  - V is a free variable. (term\_typing:var/1)
  - NewAssoc is a free variable. (term\_typing:var/1)
  - Assoc is a associations beetwen keys and values. (assoc:assoc\_table/1)
  - K is a valid key in a `assoc_table`. (assoc:key/1)
  - V is a valid value in a `assoc_table`. (assoc:value/1)
  - NewAssoc is a associations beetwen keys and values. (assoc:assoc\_table/1)

#### **del\_max\_assoc/4:** PREDICATE

**Usage:** `del_max_assoc(Assoc,K,V,NewAssoc)`

`Assoc` and `NewAssoc` define the same finite function except that `Assoc` associates K with V and `NewAssoc` doesn't associate K with any value and K is preceded by all other keys in `Assoc`.

- *The following properties should hold at call time:*
  - Assoc is currently a term which is not a free variable. (term\_typing:nonvar/1)
  - K is a free variable. (term\_typing:var/1)
  - V is a free variable. (term\_typing:var/1)
  - NewAssoc is a free variable. (term\_typing:var/1)
  - Assoc is a associations beetwen keys and values. (assoc:assoc\_table/1)
  - K is a valid key in a `assoc_table`. (assoc:key/1)
  - V is a valid value in a `assoc_table`. (assoc:value/1)
  - NewAssoc is a associations beetwen keys and values. (assoc:assoc\_table/1)

## 161 counters (library)

### 161.1 Usage and interface (counters)

- **Library usage:**  
:- use\_module(library(counters)).
- **Exports:**
  - *Predicates:*  
setcounter/2, getcounter/2, inccounter/2.
- **Imports:**
  - *Packages:*  
prelude, nonpure, assertions.

### 161.2 Documentation on exports (counters)

**setcounter/2:** PREDICATE  
No further documentation available for this predicate.

**getcounter/2:** PREDICATE  
No further documentation available for this predicate.

**inccounter/2:** PREDICATE  
No further documentation available for this predicate.





## 162 Identity lists

**Author(s):** Francisco Bueno.

The operations in this module handle lists by performing equality checks via identity instead of unification.

### 162.1 Usage and interface (idlists)

- **Library usage:**  
:- use\_module(library(idlists)).
- **Exports:**
  - *Predicates:*  
member\_0/2, memberchk/2, list\_insert/2, add\_after/4, add\_before/4, delete/3, subtract/3, union\_idlists/3.
- **Imports:**
  - *Packages:*  
prelude, nonpure, assertions, isomodes.

### 162.2 Documentation on exports (idlists)

**member\_0/2:** PREDICATE  
 member\_0(*X*,*Xs*)  
 True iff memberchk/2 is true.

**memberchk/2:** PREDICATE  
 memberchk(*X*,*Xs*)  
 Checks that *X* is an element of (list) *Xs*.

**list\_insert/2:** PREDICATE  
**Usage:** list\_insert(*List*,*Term*)  
 Adds *Term* to the end of (tail-opened) *List* if there is not an element in *List* identical to *Term*.  
 – *The following properties should hold at call time:*  
*List* is a free variable. (term\_typing:var/1)  
*Term* is currently a term which is not a free variable. (term\_typing:nonvar/1)

**add\_after/4:** PREDICATE  
**Usage:** add\_after(*L0*,*E0*,*E*,*L*)  
 Adds element *E* after the first element identical to *E0* (or at end) of list *L0*, returning in *L* the new list.

- *The following properties should hold at call time:*
- L0 is currently a term which is not a free variable. (term\_typing:nonvar/1)
- E0 is currently a term which is not a free variable. (term\_typing:nonvar/1)
- E is currently a term which is not a free variable. (term\_typing:nonvar/1)
- L is a free variable. (term\_typing:var/1)

**add\_before/4:**

PREDICATE

**Usage:** `add_before(L0,E0,E,L)`

Adds element `E` before the first element identical to `E0` (or at start) of list `L0`, returning in `L` the new list.

- *The following properties should hold at call time:*
- L0 is currently a term which is not a free variable. (term\_typing:nonvar/1)
- E0 is currently a term which is not a free variable. (term\_typing:nonvar/1)
- E is currently a term which is not a free variable. (term\_typing:nonvar/1)
- L is a free variable. (term\_typing:var/1)

**delete/3:**

PREDICATE

**Usage:** `delete(List,Element,Rest)`

`Rest` has the same elements of `List` except for all the occurrences of elements identical to `Element`.

- *The following properties should hold at call time:*
- `List` is currently a term which is not a free variable. (term\_typing:nonvar/1)
- `Element` is currently a term which is not a free variable. (term\_typing:nonvar/1)
- `Rest` is a free variable. (term\_typing:var/1)

**subtract/3:**

PREDICATE

**Usage:** `subtract(Set,Set0,Difference)`

`Difference` has the same elements of `Set` except those which have an identical occurrence in `Set0`.

- *The following properties should hold at call time:*
- `Set` is currently a term which is not a free variable. (term\_typing:nonvar/1)
- `Set0` is currently a term which is not a free variable. (term\_typing:nonvar/1)
- `Difference` is a free variable. (term\_typing:var/1)

**union\_idlists/3:**

PREDICATE

**Usage:** `union_idlists(List1,List2,List)`

`List` has the elements which are in `List1` but are not identical to an element in `List2` followed by the elements in `List2`.

- *The following properties should hold at call time:*
- `List1` is currently a term which is not a free variable. (term\_typing:nonvar/1)
- `List2` is currently a term which is not a free variable. (term\_typing:nonvar/1)
- `List` is a free variable. (term\_typing:var/1)

## 163 Lists of numbers

**Author(s):** The CLIP Group.

This module implements some kinds of lists of numbers.

### 163.1 Usage and interface (numlists)

- **Library usage:**  
 :- use\_module(library(numlists)).
- **Exports:**
  - *Predicates:*  
 get\_primes/2, sum\_list/2, sum\_list/3, sum\_list\_of\_lists/2, sum\_list\_of\_lists/3.
  - *Regular Types:*  
 intlist/1, numlist/1.
- **Imports:**
  - *System library modules:*  
 lists.
  - *Packages:*  
 prelude, nonpure, assertions, regtypes.

### 163.2 Documentation on exports (numlists)

- get\_primes/2:** PREDICATE  
**Usage:** get\_primes(N,Primes)  
 Computes the Nth first prime numbers in ascending order.
- *The following properties should hold at call time:*  
 N is an integer. (basic\_props:int/1)
  - *The following properties should hold upon exit:*  
 Primes is a list of integers. (numlists:intlist/1)
- intlist/1:** REGTYPE  
**Usage:** intlist(X)  
 X is a list of integers.
- numlist/1:** REGTYPE  
**Usage:** numlist(X)  
 X is a list of numbers.

<b>sum_list/2:</b>	PREDICATE
Usage: <code>sum_list(List,N)</code>	
N is the total sum of the elements of <code>List</code> .	
– <i>The following properties should hold at call time:</i>	
<code>List</code> is a list of numbers.	(numlists:numlist/1)
– <i>The following properties should hold upon exit:</i>	
N is a number.	(basic_props:num/1)
<b>sum_list/3:</b>	PREDICATE
Usage: <code>sum_list(List,NO,N)</code>	
N is the total sum of the elements of <code>List</code> plus <code>NO</code> .	
– <i>The following properties should hold at call time:</i>	
<code>List</code> is a list of numbers.	(numlists:numlist/1)
<code>NO</code> is a number.	(basic_props:num/1)
– <i>The following properties should hold upon exit:</i>	
N is a number.	(basic_props:num/1)
<b>sum_list_of_lists/2:</b>	PREDICATE
Usage: <code>sum_list_of_lists(Lists,N)</code>	
N is the total sum of the elements of the lists of <code>List</code> s.	
– <i>The following properties should hold at call time:</i>	
<code>List</code> is a list of <code>numlists</code> .	(basic_props:list/2)
– <i>The following properties should hold upon exit:</i>	
N is a number.	(basic_props:num/1)
<b>sum_list_of_lists/3:</b>	PREDICATE
Usage: <code>sum_list_of_lists(Lists,NO,N)</code>	
N is the total sum of the elements of the lists of <code>List</code> s plus <code>NO</code> .	
– <i>The following properties should hold at call time:</i>	
<code>List</code> is a list of <code>numlists</code> .	(basic_props:list/2)
<code>NO</code> is a number.	(basic_props:num/1)
– <i>The following properties should hold upon exit:</i>	
N is a number.	(basic_props:num/1)

## 164 Pattern (regular expression) matching - deprecated version

**Author(s):** The CLIP Group.

(Deprecated - please use the new "regexp" package instead.)

This library provides facilities for matching strings and terms against *patterns* (i.e., *regular expressions*).

### 164.1 Usage and interface (patterns)

- **Library usage:**  
`:- use_module(library(patterns)).`
- **Exports:**
  - *Predicates:*  
`match_pattern/2, match_pattern/3, case_insensitive_match/2, letter_match/2, match_pattern_pred/2.`
  - *Regular Types:*  
`pattern/1.`
- **Imports:**
  - *System library modules:*  
`lists.`
  - *Packages:*  
`prelude, nonpure, assertions, dcg, regtypes.`

### 164.2 Documentation on exports (patterns)

#### **match\_pattern/2:**

PREDICATE

**Usage:** `match_pattern(Pattern,String)`

Matches `String` against `Pattern`. For example, `match_pattern("*.pl","foo.pl")` succeeds.

- *The following properties should hold at call time:*

`Pattern` is a pattern to match against. (patterns:pattern/1)

`String` is a string (a list of character codes). (basic\_props:string/1)

#### **match\_pattern/3:**

PREDICATE

**Usage:** `match_pattern(Pattern,String,Tail)`

Matches `String` against `Pattern`. `Tail` is the remainder of the string after the match. For example, `match_pattern("??*","foo.pl",Tail)` succeeds, instantiating `Tail` to `"o.pl"`.

- *The following properties should hold at call time:*

`Pattern` is a pattern to match against. (patterns:pattern/1)

`String` is a string (a list of character codes). (basic\_props:string/1)

`Tail` is a string (a list of character codes). (basic\_props:string/1)

- case\_insensitive\_match/2:** PREDICATE  
**Usage:** `case_insensitive_match(Pred1,Pred2)`  
 Tests if two predicates `Pred1` and `Pred2` match in a case-insensitive way.
- letter\_match/2:** PREDICATE  
**Usage:** `letter_match(X,Y)`  
 True iff `X` and `Y` represents the same letter
- pattern/1:** REGTYPE  
 Special characters for `Pattern` are:
- \* Matches any string, including the null string.
  - ? Matches any single character.
  - [...] Matches any one of the enclosed characters. A pair of characters separated by a minus sign denotes a range; any character lexically between those two characters, inclusive, is matched. If the first character following the [ is a ^ then any character not enclosed is matched. No other character is special inside this construct. To include a ] in a character set, you must make it the first character. To include a '-', you must use it in a context where it cannot possibly indicate a range: that is, as the first character, or immediately after a range.
  - | Specifies an alternative. Two patterns `A` and `B` with | in between form an expression that matches anything that either `A` or `B` will match.
  - {...} Groups alternatives inside larger patterns.
  - \ Quotes a special character (including itself).
- Usage:** `pattern(P)`  
`P` is a pattern to match against.
- match\_pattern\_pred/2:** PREDICATE  
**Usage:** `match_pattern_pred(Pred1,Pred2)`  
 Tests if two predicates `Pred1` and `Pred2` match using regular expressions.

## 165 Graphs

**Author(s):** Francisco Bueno.

This module implements utilities for work with graphs

### 165.1 Usage and interface (graphs)

- **Library usage:**  
 :- use\_module(library(graphs)).
- **Exports:**
  - *Predicates:*  
 dgraph\_to\_ugraph/2, dlgraph\_to\_lgraph/2, edges\_to\_ugraph/2, edges\_to\_lgraph/2.
  - *Regular Types:*  
 dgraph/1, dlgraph/1.
- **Imports:**
  - *System library modules:*  
 sort, graphs/ugraphs, graphs/lgraphs.
  - *Packages:*  
 prelude, nonpure, assertions, basicmodes, regtypes.

### 165.2 Documentation on exports (graphs)

**dgraph/1:** REGTYPE

dgraph(Graph)

A directed graph is a term `graph(V,E)` where `V` is a list of vertices and `E` is a list of edges (none necessarily sorted). Edges are pairs of vertices which are directed, i.e., `(a,b)` represents `a->b`. Two vertices `a` and `b` are equal only if `a==b`.

**Usage:** `dgraph(Graph)`

`Graph` is a directed graph.

**dlgraph/1:** REGTYPE

dlgraph(Graph)

A labeled directed graph is a directed graph where edges are triples of the form `(a,1,b)` where `1` is the label of the edge `(a,b)`.

**Usage:** `dlgraph(Graph)`

`Graph` is a directed labeled graph.

**dgraph\_to\_ugraph/2:** PREDICATE

**Usage:** `dgraph_to_ugraph(Graph,UGraph)`

Converts `Graph` to `UGraph`.



- *The following properties should hold at call time:*
  - Graph is currently a term which is not a free variable. (term\_typing:nonvar/1)
  - UGraph is a free variable. (term\_typing:var/1)
  - Graph is a directed graph. (graphs:dgraph/1)
  - UGraph is a free variable. (term\_typing:var/1)
- *The following properties should hold upon exit:*
  - Graph is a directed graph. (graphs:dgraph/1)
  - UGraph is an ugraph. (ugraphs:ugraph/1)

**dlgraph\_to\_lgraph/2:**

PREDICATE

**Usage:** dlgraph\_to\_lgraph(Graph,LGraph)

Converts Edges to LGraph.

- *The following properties should hold at call time:*
  - Graph is currently a term which is not a free variable. (term\_typing:nonvar/1)
  - LGraph is a free variable. (term\_typing:var/1)
  - Graph is a directed labeled graph. (graphs:dlgraph/1)
  - LGraph is a free variable. (term\_typing:var/1)
- *The following properties should hold upon exit:*
  - Graph is a directed labeled graph. (graphs:dlgraph/1)
  - LGraph is a labeled graph of term terms. (lgraphs:lgraph/2)

**edges\_to\_ugraph/2:**

PREDICATE

**Usage:** edges\_to\_ugraph(Edges,UGraph)

Converts Graph to UGraph.

- *The following properties should hold at call time:*
  - Edges is currently a term which is not a free variable. (term\_typing:nonvar/1)
  - UGraph is a free variable. (term\_typing:var/1)
  - Edges is a list of pairs. (basic\_props:list/2)
  - UGraph is a free variable. (term\_typing:var/1)
- *The following properties should hold upon exit:*
  - Edges is a list of pairs. (basic\_props:list/2)
  - UGraph is an ugraph. (ugraphs:ugraph/1)

**edges\_to\_lgraph/2:**

PREDICATE

**Usage:** edges\_to\_lgraph(Edges,LGraph)

Converts Edges to LGraph.

- *The following properties should hold at call time:*
  - Edges is currently a term which is not a free variable. (term\_typing:nonvar/1)
  - LGraph is a free variable. (term\_typing:var/1)
  - Edges is a list of triples. (basic\_props:list/2)
  - LGraph is a free variable. (term\_typing:var/1)
- *The following properties should hold upon exit:*
  - Edges is a list of triples. (basic\_props:list/2)
  - LGraph is a labeled graph of term terms. (lgraphs:lgraph/2)

### 165.3 Documentation on internals (graphs)

**pair/1:**

Usage: pair(P)

P is a pair (\_,\_).

REGTYPE

**triple/1:**

Usage: triple(P)

P is a triple (\_,\_,\_).

REGTYPE



## 166 Unweighted graph-processing utilities

**Author(s):** Richard A. O’Keefe (original shared code), Mats Carlsson (adapted from original code), Francisco Bueno (modifications), Manuel Carro (modifications).

An unweighted directed graph (ugraph) is represented as a list of (vertex-neighbors) pairs, where the pairs are in standard order (as produced by `keysort` with unique keys) and the neighbors of each vertex are also in standard order (as produced by `sort`), and every neighbor appears as a vertex even if it has no neighbors itself.

An undirected graph is represented as a directed graph where for each edge  $(U,V)$  there is a symmetric edge  $(V,U)$ .

An edge  $(U,V)$  is represented as the term `U-V`.

A vertex can be any term. Two vertices are distinct iff they are not identical (`==/2`).

A path is represented as a list of vertices. No vertex can appear twice in a path.

### 166.1 Usage and interface (ugraphs)

- **Library usage:**  
`:- use_module(library(ugraphs)).`
- **Exports:**
  - *Predicates:*  
`vertices_edges_to_ugraph/3, neighbors/3, edges/2, del_edges/3, add_edges/3, vertices/2, del_vertices/3, add_vertices/3, transpose/2, rooted_subgraph/3, point_to/3.`
  - *Regular Types:*  
`ugraph/1.`
- **Imports:**
  - *System library modules:*  
`sets, sort.`
  - *Packages:*  
`prelude, nonpure, assertions, isomodes, regtypes.`

### 166.2 Documentation on exports (ugraphs)

#### `vertices_edges_to_ugraph/3:`

PREDICATE

No further documentation available for this predicate.

#### `neighbors/3:`

PREDICATE

**(True) Usage:** `neighbors(Vertex,Graph,Neighbors)`

Is true if `Vertex` is a vertex in `Graph` and `Neighbors` are its neighbors.

– *The following properties should hold at call time:*

`Vertex` is currently a term which is not a free variable. (term\_typing:nonvar/1)

`Graph` is currently a term which is not a free variable. (term\_typing:nonvar/1)

`Neighbors` is a free variable. (term\_typing:var/1)

- edges/2:** PREDICATE  
**(True) Usage:** `edges(Graph,Edges)`  
 Unifies `Edges` with the edges in `Graph`.  
 – *The following properties should hold at call time:*  
   `Graph` is currently a term which is not a free variable. (term\_typing:nonvar/1)  
   `Edges` is a free variable. (term\_typing:var/1)
- del\_edges/3:** PREDICATE  
**(True) Usage:** `del_edges(Graph1,Edges,Graph2)`  
 Is true if `Graph2` is `Graph1` with `Edges` removed from it.  
 – *The following properties should hold at call time:*  
   `Graph1` is currently a term which is not a free variable. (term\_typing:nonvar/1)  
   `Edges` is currently a term which is not a free variable. (term\_typing:nonvar/1)  
   `Graph2` is a free variable. (term\_typing:var/1)
- add\_edges/3:** PREDICATE  
**(True) Usage:** `add_edges(Graph1,Edges,Graph2)`  
 Is true if `Graph2` is `Graph1` with `Edges` and their 'to' and 'from' vertices added to it.  
 – *The following properties should hold at call time:*  
   `Graph1` is currently a term which is not a free variable. (term\_typing:nonvar/1)  
   `Edges` is currently a term which is not a free variable. (term\_typing:nonvar/1)  
   `Graph2` is a free variable. (term\_typing:var/1)
- vertices/2:** PREDICATE  
**(True) Usage:** `vertices(Graph,Vertices)`  
 Unifies `Vertices` with the vertices in `Graph`.  
 – *The following properties should hold at call time:*  
   `Graph` is currently a term which is not a free variable. (term\_typing:nonvar/1)  
   `Vertices` is a free variable. (term\_typing:var/1)
- del\_vertices/3:** PREDICATE  
**(True) Usage:** `del_vertices(Graph1,Vertices,Graph2)`  
 Is true if `Graph2` is `Graph1` with `Vertices` and all edges to and from `Vertices` removed from it.  
 – *The following properties should hold at call time:*  
   `Graph1` is currently a term which is not a free variable. (term\_typing:nonvar/1)  
   `Vertices` is currently a term which is not a free variable. (term\_typing:nonvar/1)  
   `Graph2` is a free variable. (term\_typing:var/1)

- add\_vertices/3:** PREDICATE  
**(True) Usage:** `add_vertices(Graph1,Vertices,Graph2)`  
 Is true if `Graph2` is `Graph1` with `Vertices` added to it.  
 – *The following properties should hold at call time:*  
   `Graph1` is currently a term which is not a free variable. (term\_typing:nonvar/1)  
   `Vertices` is currently a term which is not a free variable. (term\_typing:nonvar/1)  
   `Graph2` is a free variable. (term\_typing:var/1)
- transpose/2:** PREDICATE  
**(True) Usage:** `transpose(Graph,Transpose)`  
 Is true if `Transpose` is the graph computed by replacing each edge `(u,v)` in `Graph` by its symmetric edge `(v,u)`. It can only be used one way around. The cost is  $O(N^2)$ .  
 – *The following properties should hold at call time:*  
   `Graph` is currently a term which is not a free variable. (term\_typing:nonvar/1)  
   `Transpose` is a free variable. (term\_typing:var/1)
- rooted\_subgraph/3:** PREDICATE  
**(True) Usage:** `rooted_subgraph(Graph,Sources,SubGraph)`  
`SubGraph` is the subgraph of `Graph` which is reachable from `Sources`.  
 – *The following properties should hold at call time:*  
   `Graph` is an ugraph. (ugraphs:ugraph/1)  
   `Sources` is a list. (basic\_props:list/1)  
   `SubGraph` is a free variable. (term\_typing:var/1)  
 – *The following properties hold upon exit:*  
   `SubGraph` is an ugraph. (ugraphs:ugraph/1)
- point\_to/3:** PREDICATE  
**(True) Usage:** `point_to(Vertex,Graph,Point_to)`  
 Is true if `Point_to` is the list of nodes which go directly to `Vertex` in `Graph`.  
 – *The following properties should hold at call time:*  
   `Vertex` is currently a term which is not a free variable. (term\_typing:nonvar/1)  
   `Graph` is currently a term which is not a free variable. (term\_typing:nonvar/1)  
   `Point_to` is a free variable. (term\_typing:var/1)
- ugraph/1:** REGTYPE  
**Usage:** `ugraph(Graph)`  
`Graph` is an ugraph.



## 167 wgraphs (library)

### 167.1 Usage and interface (wgraphs)

- **Library usage:**  
:- use\_module(library(wgraphs)).
- **Exports:**
  - *Predicates:*  
vertices\_edges\_to\_wgraph/3.
- **Imports:**
  - *System library modules:*  
sets, sort.
  - *Packages:*  
prelude, nonpure, assertions.

### 167.2 Documentation on exports (wgraphs)

**vertices\_edges\_to\_wgraph/3:**

No further documentation available for this predicate.

PREDICATE





## 168 Labeled graph-processing utilities

**Author(s):** Francisco Bueno.

See the comments for the `ugraphs` library.

### 168.1 Usage and interface (`lgraphs`)

- **Library usage:**  
`:- use_module(library(lgraphs)).`
- **Exports:**
  - *Predicates:*  
`vertices_edges_to_lgraph/3.`
  - *Regular Types:*  
`lgraph/2.`
- **Imports:**
  - *System library modules:*  
`sort, sets.`
  - *Packages:*  
`prelude, nonpure, assertions, isomodes, regtypes.`

### 168.2 Documentation on exports (`lgraphs`)

#### `lgraph/2:`

REGTYPE

Usage: `lgraph(Graph,Type)`

`Graph` is a labeled graph of `Type` terms.

#### `vertices_edges_to_lgraph/3:`

PREDICATE

`vertices_edges_to_lgraph(Vertices0,Edges,Graph)`

This one is a copy of the same procedure in `library(wgraphs)` except for the definition of `min/3` (ah! - the polymorphism!).

It would only be needed if there are multi-edges, i.e., several edges between the same two vertices.



## 169 queues (library)

### 169.1 Usage and interface (queues)

- **Library usage:**  
:- use\_module(library(queues)).
- **Exports:**
  - *Predicates:*  
q\_empty/1, q\_insert/3, q\_member/2, q\_delete/3.
- **Imports:**
  - *Packages:*  
prelude, nonpure, assertions.

### 169.2 Documentation on exports (queues)

- |                                                                              |           |
|------------------------------------------------------------------------------|-----------|
| <b>q_empty/1:</b><br>No further documentation available for this predicate.  | PREDICATE |
| <b>q_insert/3:</b><br>No further documentation available for this predicate. | PREDICATE |
| <b>q_member/2:</b><br>No further documentation available for this predicate. | PREDICATE |
| <b>q_delete/3:</b><br>No further documentation available for this predicate. | PREDICATE |



## 170 Random numbers

**Author(s):** Daniel Cabeza.

This module provides predicates for generating pseudo-random numbers

### 170.1 Usage and interface (random)

- **Library usage:**  
`:- use_module(library(random)).`
- **Exports:**
  - *Predicates:*  
`random/1, random/3, srandom/1.`
- **Imports:**
  - *System library modules:*  
`foreign_interface/foreign_interface_properties.`
  - *Packages:*  
`prelude, nonpure, assertions, isomodes, foreign_`  
`interface, basicmodes, regtypes, foreign_interface(foreign_interface_ttrs),`  
`foreign_interface(foreign_interface_ops).`

### 170.2 Documentation on exports (random)

**random/1:** PREDICATE  
`random(Number)`  
 Number is a (pseudo-) random number in the range [0.0,1.0]  
**(True) Usage:**

- *The following properties should hold at call time:*  
`Number` is a free variable. (term\_typing:var/1)
- *The following properties hold upon exit:*  
`Number` is currently instantiated to a float. (term\_typing:float/1)
- *The following properties hold globally:*  
 The Prolog predicate `PrologName` is implemented using the function `ForeignName`.  
 The same considerations as above example are to be applied. (for-  
 eign\_interface\_properties:foreign\_low/2)

**random/3:** PREDICATE  
`random(Low, Up, Number)`  
 Number is a (pseudo-) random number in the range [Low, Up]  
**(True) Usage 1:**  
 If `Low` and `Up` are integers, `Number` is an integer.

- *The following properties should hold at call time:*
  - Low is an integer. (basic\_props:int/1)
  - Up is an integer. (basic\_props:int/1)
  - Number is a free variable. (term\_typing:var/1)
- *The following properties hold upon exit:*
  - Number is an integer. (basic\_props:int/1)
- *The following properties hold globally:*
  - The Prolog predicate `PrologName` is implemented using the function `ForeignName`.  
The same considerations as above example are to be applied. (foreign\_interface\_properties:foreign\_low/2)

**(True) Usage 2:**

- *The following properties should hold at call time:*
  - Low is a float. (basic\_props:flt/1)
  - Up is a number. (basic\_props:num/1)
  - Number is a free variable. (term\_typing:var/1)
- *The following properties hold upon exit:*
  - Number is a float. (basic\_props:flt/1)

**(True) Usage 3:**

- *The following properties should hold at call time:*
  - Low is an integer. (basic\_props:int/1)
  - Up is a float. (basic\_props:flt/1)
  - Number is a free variable. (term\_typing:var/1)
- *The following properties hold upon exit:*
  - Number is a float. (basic\_props:flt/1)

**srandom/1:**

PREDICATE

`srandom(Seed)`

Changes the sequence of pseudo-random numbers according to `Seed`. The stating sequence of numbers generated can be duplicated by calling the predicate with `Seed` unbound (the sequence depends on the OS).

**(True) Usage:**

- *Calls should, and exit will be compatible with:*
  - Seed is an integer. (basic\_props:int/1)
- *The following properties hold upon exit:*
  - Seed is an integer. (basic\_props:int/1)
- *The following properties hold globally:*
  - The Prolog predicate `PrologName` is implemented using the function `ForeignName`.  
The same considerations as above example are to be applied. (foreign\_interface\_properties:foreign\_low/2)

## 171 Set Operations

**Author(s):** Lena Flood.

This module implements set operations. Sets are just ordered lists.

### 171.1 Usage and interface (sets)

- **Library usage:**  
:- use\_module(library(sets)).
- **Exports:**
  - *Predicates:*  
insert/3, ord\_delete/3, ord\_member/2, ord\_test\_member/3, ord\_subtract/3,  
ord\_intersection/3, ord\_intersection\_diff/4, ord\_intersect/2, ord\_subset/2,  
ord\_subset\_diff/3, ord\_union/3, ord\_union\_diff/4, ord\_union\_syndiff/4, ord\_  
union\_change/3, merge/3, ord\_disjoint/2, setproduct/3.
- **Imports:**
  - *System library modules:*  
sort.
  - *Packages:*  
prelude, nonpure, assertions, basicmodes.

### 171.2 Documentation on exports (sets)

**insert/3:** PREDICATE

**Usage:** insert(Set1,Element,Set2)

It is true when Set2 is Set1 with Element inserted in it, preserving the order.

- *The following properties should hold at call time:*

Set1 is currently a term which is not a free variable. (term\_typing:nonvar/1)

Element is currently a term which is not a free variable. (term\_typing:nonvar/1)

Set2 is a free variable. (term\_typing:var/1)

**ord\_delete/3:** PREDICATE

**Usage:** ord\_delete(Set0,X,Set)

It succeeds if Set is Set0 without element X.

- *The following properties should hold at call time:*

Set0 is currently a term which is not a free variable. (term\_typing:nonvar/1)

X is currently a term which is not a free variable. (term\_typing:nonvar/1)

Set is a free variable. (term\_typing:var/1)



- ord\_member/2:** PREDICATE  
**Usage:** ord\_member(*X*,*Set*)  
 It succeeds if *X* is member of *Set*.  
 – *The following properties should hold at call time:*  
   *X* is currently a term which is not a free variable. (term\_typing:nonvar/1)  
   *Set* is currently a term which is not a free variable. (term\_typing:nonvar/1)
- ord\_test\_member/3:** PREDICATE  
**Usage:** ord\_test\_member(*Set*,*X*,*Result*)  
 If *X* is member of *Set* then *Result*=yes. Otherwise *Result*=no.  
 – *The following properties should hold at call time:*  
   *Set* is currently a term which is not a free variable. (term\_typing:nonvar/1)  
   *X* is currently a term which is not a free variable. (term\_typing:nonvar/1)  
   *Result* is a free variable. (term\_typing:var/1)
- ord\_subtract/3:** PREDICATE  
**Usage:** ord\_subtract(*Set1*,*Set2*,*Difference*)  
 It is true when *Difference* contains all and only the elements of *Set1* which are not also in *Set2*.  
 – *The following properties should hold at call time:*  
   *Set1* is currently a term which is not a free variable. (term\_typing:nonvar/1)  
   *Set2* is currently a term which is not a free variable. (term\_typing:nonvar/1)
- ord\_intersection/3:** PREDICATE  
**Usage:** ord\_intersection(*Set1*,*Set2*,*Intersection*)  
 It is true when *Intersection* is the ordered representation of *Set1* and *Set2*, provided that *Set1* and *Set2* are ordered lists.  
 – *The following properties should hold at call time:*  
   *Set1* is currently a term which is not a free variable. (term\_typing:nonvar/1)  
   *Set2* is currently a term which is not a free variable. (term\_typing:nonvar/1)
- ord\_intersection\_diff/4:** PREDICATE  
**Usage:** ord\_intersection\_diff(*Set1*,*Set2*,*Intersect*,*NotIntersect*)  
*Intersect* contains those elements which are both in *Set1* and *Set2*, and *NotIntersect* those which are in *Set1* but not in *Set2*.  
 – *The following properties should hold at call time:*  
   *Set1* is currently a term which is not a free variable. (term\_typing:nonvar/1)  
   *Set2* is currently a term which is not a free variable. (term\_typing:nonvar/1)  
   *Intersect* is a free variable. (term\_typing:var/1)  
   *NotIntersect* is a free variable. (term\_typing:var/1)

**ord\_intersect/2:** PREDICATE**Usage:** `ord_intersect(Xs,Ys)`

Succeeds when the two ordered lists have at least one element in common.

– *The following properties should hold at call time:*`Xs` is currently a term which is not a free variable. (term\_typing:nonvar/1)`Ys` is currently a term which is not a free variable. (term\_typing:nonvar/1)**ord\_subset/2:** PREDICATE**Usage:** `ord_subset(Xs,Ys)`Succeeds when every element of `Xs` appears in `Ys`.– *The following properties should hold at call time:*`Xs` is currently a term which is not a free variable. (term\_typing:nonvar/1)`Ys` is currently a term which is not a free variable. (term\_typing:nonvar/1)**ord\_subset\_diff/3:** PREDICATE**Usage:** `ord_subset_diff(Set1,Set2,Difference)`It succeeds when every element of `Set1` appears in `Set2` and `Difference` has the elements of `Set2` which are not in `Set1`.– *The following properties should hold at call time:*`Set1` is currently a term which is not a free variable. (term\_typing:nonvar/1)`Set2` is currently a term which is not a free variable. (term\_typing:nonvar/1)`Difference` is a free variable. (term\_typing:var/1)**ord\_union/3:** PREDICATE**Usage:** `ord_union(Set1,Set2,Union)`It is true when `Union` is the union of `Set1` and `Set2`. When some element occurs in both sets, `Union` retains only one copy.– *The following properties should hold at call time:*`Set1` is currently a term which is not a free variable. (term\_typing:nonvar/1)`Set2` is currently a term which is not a free variable. (term\_typing:nonvar/1)**ord\_union\_diff/4:** PREDICATE**Usage:** `ord_union_diff(Set1,Set2,Union,Difference)`It succeeds when `Union` is the union of `Set1` and `Set2`, and `Difference` is `Set2` set-minus `Set1`.– *The following properties should hold at call time:*`Set1` is currently a term which is not a free variable. (term\_typing:nonvar/1)`Set2` is currently a term which is not a free variable. (term\_typing:nonvar/1)`Union` is a free variable. (term\_typing:var/1)`Difference` is a free variable. (term\_typing:var/1)

**ord\_union\_symdiff/4:**

PREDICATE

**Usage:** ord\_union\_symdiff(Set1,Set2,Union,Diff)

It is true when Diff is the symmetric difference of Set1 and Set2, and Union is the union of Set1 and Set2.

– *The following properties should hold at call time:*

Set1 is currently a term which is not a free variable. (term\_typing:nonvar/1)

Set2 is currently a term which is not a free variable. (term\_typing:nonvar/1)

Union is a free variable. (term\_typing:var/1)

Diff is a free variable. (term\_typing:var/1)

**ord\_union\_change/3:**

PREDICATE

**Usage:** ord\_union\_change(Set1,Set2,Union)

Union is the union of Set1 and Set2 and Union is different from Set2.

– *The following properties should hold at call time:*

Set1 is currently a term which is not a free variable. (term\_typing:nonvar/1)

Set2 is currently a term which is not a free variable. (term\_typing:nonvar/1)

Union is a free variable. (term\_typing:var/1)

**merge/3:**

PREDICATE

**Usage:** merge(Set1,Set2,Union)

See ord\_union/3.

– *The following properties should hold at call time:*

Set1 is currently a term which is not a free variable. (term\_typing:nonvar/1)

Set2 is currently a term which is not a free variable. (term\_typing:nonvar/1)

**ord\_disjoint/2:**

PREDICATE

**Usage:** ord\_disjoint(Set1,Set2)

Set1 and Set2 have no element in common.

– *The following properties should hold at call time:*

Set1 is currently a term which is not a free variable. (term\_typing:nonvar/1)

Set2 is currently a term which is not a free variable. (term\_typing:nonvar/1)

**setproduct/3:**

PREDICATE

**Usage:** setproduct(Set1,Set2,Product)

Product has all two element sets such that one element is in Set1 and the other in set2, except that if the same element belongs to both, then the corresponding one element set is in Product.

– *The following properties should hold at call time:*

Set1 is currently a term which is not a free variable. (term\_typing:nonvar/1)

Set2 is currently a term which is not a free variable. (term\_typing:nonvar/1)

Product is a free variable. (term\_typing:var/1)

## 172 Variable name dictionaries

**Author(s):** Francisco Bueno, Edison Mera.

### 172.1 Usage and interface (vndict)

- **Library usage:**  
:- use\_module(library(vndict)).
- **Exports:**
  - *Predicates:*  
create\_dict/2, create\_pretty\_dict/2, complete\_dict/3, complete\_vars\_dict/3,  
prune\_dict/3, sort\_dict/2, dict2varnames1/2, varnames12dict/2, find\_name/4,  
prettyvars/2, rename/2, vars\_names\_dict/3.
  - *Regular Types:*  
null\_dict/1, varnamedict/1.
- **Imports:**
  - *System library modules:*  
varnames/dict\_types, idlists, terms\_vars, sets, sort.
  - *Packages:*  
prelude, nonpure, assertions, basicmodes, regtypes.

### 172.2 Documentation on exports (vndict)

**null\_dict/1:** REGTYPE  
**Usage:** null\_dict(D)  
 D is an empty dictionary.

**create\_dict/2:** PREDICATE  
**Usage:** create\_dict(Term,Dict)  
 Dict has names for all variables in Term.  
 – *The following properties should hold at call time:*  
   Term is any term. (basic\_props:term/1)  
 – *The following properties should hold upon exit:*  
   Dict is a dictionary of variable names. (vndict:varnamedict/1)

**create\_pretty\_dict/2:** PREDICATE  
**Usage:** create\_pretty\_dict(Term,Dict)  
 Dict has names for all variables in Term. The difference with create\_dict/2 is that prettier names are generated  
 – *The following properties should hold at call time:*  
   Term is any term. (basic\_props:term/1)

- *The following properties should hold upon exit:*  
 Dict is a dictionary of variable names. (vndict:varnamedict/1)

**complete\_dict/3:** PREDICATE

**Usage:** complete\_dict(Dict,Term,NewDict)

NewDict is Dict augmented with the variables of Term not yet in Dict.

- *The following properties should hold at call time:*  
 Dict is currently a term which is not a free variable. (term\_typing:nonvar/1)  
 Term is currently a term which is not a free variable. (term\_typing:nonvar/1)  
 NewDict is a free variable. (term\_typing:var/1)

**complete\_vars\_dict/3:** PREDICATE

**Usage:** complete\_vars\_dict(Dict,Vars,NewDict)

NewDict is Dict augmented with the variables of the list Vars not yet in Dict.

- *The following properties should hold at call time:*  
 Dict is currently a term which is not a free variable. (term\_typing:nonvar/1)  
 Vars is currently a term which is not a free variable. (term\_typing:nonvar/1)  
 NewDict is a free variable. (term\_typing:var/1)

**prune\_dict/3:** PREDICATE

**Usage:** prune\_dict(Term,Dict,NewDict)

NewDict is Dict reduced to just the variables of Term.

- *The following properties should hold at call time:*  
 Term is currently a term which is not a free variable. (term\_typing:nonvar/1)  
 Dict is currently a term which is not a free variable. (term\_typing:nonvar/1)  
 NewDict is a free variable. (term\_typing:var/1)

**sort\_dict/2:** PREDICATE

**Usage:** sort\_dict(D,Dict)

D is sorted into Dict.

- *The following properties should hold at call time:*  
 D is a dictionary of variable names. (vndict:varnamedict/1)
- *The following properties should hold upon exit:*  
 Dict is a dictionary of variable names. (vndict:varnamedict/1)

**dict2varnames1/2:** PREDICATE

**Usage:** dict2varnames1(Dict,VNs)

Translates Dict to VNs.

- *The following properties should hold at call time:*  
 Dict is a dictionary of variable names. (vndict:varnamedict/1)

- *The following properties should hold upon exit:*  
**VNs** is a list of **Name=Var** pairs, where **Var** is a variable and **Name** its name.  
(dict\_types:varnamesl/1)

**varnamesl2dict/2:** PREDICATE

**Usage:** varnamesl2dict(VNs,Dict)

Translates VNs to Dict.

- *The following properties should hold at call time:*  
**VNs** is a list of **Name=Var** pairs, where **Var** is a variable and **Name** its name.  
(dict\_types:varnamesl/1)
- *The following properties should hold upon exit:*  
**Dict** is a dictionary of variable names. (vndict:varnamedict/1)

**find\_name/4:** PREDICATE

**find\_name**(Vars,Names,V,Name)

Given that **vars\_names\_dict**(Dict,Vars,Names) holds, it acts as **rename**(X,Dict), but the name of X is given as **Name** instead of unified with it.

**prettyvars/2:** PREDICATE

**Usage:**

Give names to the variables in the term **Term** using the dictionary **Dict**. Intended to replace **prettyvars/1** in those places where is possible to get the dictionary of variables.

- *Call and exit should be compatible with:*  
**Arg1** is any term. (basic\_props:term/1)  
**Arg2** is a list of **Name=Var** pairs, where **Var** is a variable and **Name** its name.  
(dict\_types:varnamesl/1)
- *The following properties should hold at call time:*  
**Arg2** is currently a term which is not a free variable. (term\_typing:nonvar/1)

**rename/2:** PREDICATE

**Usage:** rename(Term,Dict)

Unifies each variable in **Term** with its name in **Dict**. If no name is found, a new name is created.

- *The following properties should hold at call time:*  
**Dict** is a dictionary of variable names. (vndict:varnamedict/1)

**varnamedict/1:** REGTYPE

**Usage:** varnamedict(D)

D is a dictionary of variable names.

**vars\_names\_dict/3:**

PREDICATE

**Usage:** vars\_names\_dict(Dict,Vars,Names)

**Vars** is a sorted list of variables, and **Names** is a list of their names, which correspond in the same order.

– *Call and exit should be compatible with:*

**Dict** is a dictionary of variable names.

(vndict:varnamedict/1)

**Vars** is a list.

(basic\_props:list/1)

**Names** is a list.

(basic\_props:list/1)

## PART X - Contributed libraries

**Author(s):** The CLIP Group.

This part includes a number of libraries which have contributed by users of the Ciao system. Over time, some of these libraries are moved to the main library directories of the system.





## 173 A Chart Library

**Author(s):** Isabel Martín García.

This library is intended to ease the task of displaying some graphical results. This library allows the programmer to visualize different graphs and tables without knowing anything about specific graphical packages.

You need to install the BLT package in your computer. BLT is an extension to the Tk toolkit and it does not require any patching of the Tcl or Tk source files. You can find it in <http://www.tcltk.com/blt/index.html>

Basically, when the user invokes a predicate, the library (internally) creates a bltwish interpreter and passes the information through a socket to display the required widget. The interpreter parses the received commands and executes them.

The predicates exported by this library can be classified in four main groups, according to the types of representation they provide.

- bar charts
- line graphs
- scatter graphs
- tables

To represent graphs, the Cartesian coordinate system is used. I have tried to show simple samples for every library exported predicate in order to indicate how to call them.

### 173.1 Bar charts

In this section we shall introduce the general issues about the set of barchart predicates. By calling the predicates that pertain to this group a bar chart for plotting two-dimensional data (X-Y coordinates) can be created. A bar chart is a graphic means of comparing numbers by displaying bars of lengths proportional to the y-coordinates they represented. The barchart widget has many configurable options such as title, header text, legend and so on. You can configure the appearance of the bars as well. The bar chart widget has the following components:

Header text

The text displayed at the top of the window. If it is '' no text will be displayed.

Save button

The button placed below the header text. Pops up a dialog box for the user to select a file to save the graphic in PostScript format.<sup>1</sup>

Bar chart title

The title of the graph. It is displayed at the top of the bar chart graph. If text is '' no title will be displayed.

X axis title

X axis title. If text is '' no x axis title will be displayed.

Y axis title

Y axis title. If text is '' no y axis title will be displayed.

X axis

X coordinate axis. The x axis is drawn at the bottom margin of the bar chart graph. The x axis consists of the axis line, ticks and tick labels. Tick labels can be numbers or plain text. If the labels are numbers, they could be displayed at uniform intervals (the numbers are treated as normal text) or depending on its x-coordinate value. You can also set limits (maximum and minimum) for the x axis, but only if the tick labels are numeric.

<sup>1</sup> Limitation: Some printers can have problems if the PostScript file is too complex (i.e. too many points/lines appear in the picture).

**Y axis** Y coordinate axis. You can set limits (maximum and minimum) for the y axis. The y axis is drawn at the right margin of the bar chart graph. The y axis consists of the axis line, ticks and tick labels. The tick labels are numeric values determined from the data and are drawn at uniform intervals.

#### Bar chart graph

This is the plotting area, placed in the center of the window and surrounded by the axes, the axis titles and the legend (if any). The range of the axes controls what region of the data is plotted. By default, the minimum and maximum limits are determined from the data, but you can set them (as mentioned before). Data points outside the minimum and maximum value of the axes are not plotted.

**Legend** The legend displays the name and symbol of each bar. The legend is placed in the right margin of the Bar chart graph.

#### Footer text

Text displayed at the lower part of the window. If text is '' no header text will be displayed.

#### Quit button

Button placed below the footer text. Click it to close the window.

All of them are arranged in a window. However you can, for example, show a bar chart window without legend or header text. Other configuration options will be explained later.

In addition to the window appearance there is another important issue about the bar chart window, namely its behaviour in response to user actions. The association user actions to response is called *bindings*. The main bindings currently specified are the following:

#### Default bindings

Those are well known by most users. They are related to the frame displayed around the window. As you know, you can interactively move, resize, close, iconify, deiconify, send to another desktop etc. a window.

#### Bindings related to bar chart graph and its legend

Clicking the left mouse key over a legend element, the corresponding bar turns out into red. After clicking again, the bar toggles to its original look. In addition, you can do zoom-in by pressing the left mouse key over the bar chart graph and dragging to select an area. To zoom out simply press the right mouse button.

When the pointer passes over the plotting area the cross hairs are drawn. The cross hairs consists of two intersecting lines (one vertical and one horizontal). Besides, if the pointer is over a legend element, its background changes.

#### Bindings related to buttons

There are two buttons in the main widget. Clicking the mouse on the Save button a "Save as" dialog box is popped up. The user can select a file to save the graph. If the user choose a file that already exists, the dialog box prompts the user for confirmation on whether the existing file should be overwritten or not. Furthermore, you can close the widget by clicking on the Quit button.

When the pointer passes over a button the button color changes.

The predicates that belong to this group are those whose names begin with **barchart** and **genmultibar**. If you take a look at the predicate names that pertain to this group, you will notice that they are not self-explanatory. It would have been better to name the predicates in a way that allows the user to identify the predicate features by its name, but it would bring about very long names (i.e `barchart.WithoutLegend_BarsAtUniformIntervals_RandomBarsColors`). For this reason I decided to simply add a number after barchart to name them.

## 173.2 Line graphs

It is frequently the case that several datasets need to be displayed on the same plot. If so, you may wish to distinguish the points in different datasets by joining them by lines of different color, or by plotting with symbols of different types. This set of predicates allows the programmer to represent two-dimensional data (X-Y coordinates). Each dataset contains x and y vectors containing the coordinates of the data. You can configure the appearance of the points and the lines which the points are connected with. The configurable line graph components are:

**line graph** This is the plotting area, placed in the center of the window and surrounded by the axes, the axes titles and the legend (if any). The range of the axes controls what region of the data is plotted. By default, the minimum and maximum limits are determined from the data, but you can set them. Data points outside the minimum and maximum value of the axes are not plotted. You can specify how connecting line segments joining successive datapoints are drawn by setting the `Smooth` argument. `Smooth` can be either linear, step, natural and quadratic. Furthermore, you can select the appearance of the points and lines.

**Legend** The legend displays the name and symbol of each line. The legend is placed in the right margin of the graph.

The elements header, footer, quit and save buttons, the titles and the axes are quite similar to those in `barchart` graphs, except in that the tick labels will be numbers. All of them are arranged in a window by the geometry manager. However you can, as we mentioned in the above paragraphs, show a line graph window without any titles or footer text. Other configuration options will be explained later in this section or in the corresponding modules.

Related to the behaviour of the widgets in response to user actions (bindings) we will remark the following features:

**Bindings related to line graph and its legend**

Clicking the left mouse key over a legend element, the corresponding line turns out into blue. Repeating the action reverts the line to its original color. Moreover, you can do zoom-in by clicking the left mouse key over the bar chart graph and dragging a rectangle defining the area you want to zoom in. To zoom out simply press the right mouse button.

When the pointer passes over the plotting area the cross hairs are drawn. The cross hairs consists of two intersecting lines (one vertical and one horizontal). Besides, if the pointer is over a legend element, its background changes.

**Other bindings**

The default bindings and the bindings related to the save and quit buttons are similar to those in the bar chart graphs.

The predicates that belong to this group are those whose names begin with `graph_`.

## 173.3 Scatter graphs

The challenge of this section is to introduce some general aspects about the scatter graph predicates group. By invoking the scatter graph predicates the user can represent two-dimensional point datasets. Often you need to display one or several point datasets on the same plot. If so, you may wish to distinguish the points that pertain to different datasets by using plotting symbols of different types, or by displaying them in different colors. This set of predicates allows you to represent two-dimensional data (X-Y coordinates). Each dataset contains x and y vectors containing the coordinates of the data. You can configure the appearance of the points. The configurable scatter graph components are:

**scatter graph**

This is the plotting area, placed in the center of the window and surrounded by the axes, the axes titles and the legend (if any). The range of the axes controls what region of the data is plotted. By default, the minimum and maximum limits are determined from the data, but you can set them (as we mentioned before). Data points outside the minimum and maximum value of the axes are not plotted. The user can select the appearance of the points.

**Legend** The legend displays the name and symbol of each point dataset. The legend is drawn in the right margin of the graph.

The elements header, footer, quit and save buttons, the titles and the axes are similar to those in barchart graphs except for that, as in line graphs, the tick labels will be numbers. All of them are arranged in a window by the geometry manager. However you can, for example, show a scatter graph window without titles or footer text, as we mentioned before. Other configuration options will be explained later, in the corresponding modules.

Related to the behaviour of the widgets in response to user actions (bindings) the following features are:

**Bindings related to scatter graph and its legend**

Clicking the left mouse key over a legend element, the points which belong to the corresponding dataset turn out into blue. Repeating the action toggles the point dataset to its original color. Moreover, you can do zoom-in by clicking the left mouse key over the bar chart graph and dragging a rectangle defining the area you want to zoom-in on. To do zoom-out simply press the right mouse button.

When the pointer passes over the plotting area the cross hairs are drawn. The cross hairs consists of two intersecting lines (one vertical and one horizontal). Besides, if the pointer is over a legend element, its background changes.

**Other bindings**

The default bindings and the bindings related to the save and quit buttons are similar to those in the bar chart graphs.

The predicates that belong to this group are those whose names began with **scattergraph...**

## 173.4 Tables

The purpose of this section is to allow the user to display results in a table. A table is a regular structure in which:

- Every row has the same number of columns, or
- Every column has the same number of rows.

The widget configurable components are as follows:

**Title**

Title of the widget, it is displayed centered at the top of the canvas. If text is '' no title will be displayed.

**Header text**

Left centered text displayed bellow the title. If text is '' no header text will be displayed.

**Table**

Is placed in the center of the window. The table is composed by cells ordered in rows and columns. The cell values can be either any kind of text or numbers and they can be empty as well (see the type definition in the corresponding chapter module). A table is a list of lists. Each sublist is a row, so every sublist in the table must contain the same number of elements.

**Footer text**

Left centered text displayed at the lower part of the window. If text is '' no header text will be displayed.

**Quit button**

Button placed below the footer text. You can click it to close the window.

If the arguments are not in a correct format an exception will be thrown. Moreover, these widgets have the default bindings and the binding related to the quit button:

The set of predicates that belongs to this group are those which names begin with **table\_widget**.

## 173.5 Overview of widgets

Although you don't have to worry about how to arrange the widgets, here is an overview of how Tcl-tk, the underlying graphical system currently used by chartlib, performs this task. Quoting from the book *Tcl and Tk toolkit*, John K. Ousterhout.

The X Window System provides many facilities for manipulating windows in displays. The root window may have any number of child windows, each of which is called a top-level window. Top-level windows may have children of their own, which may have also children, and so on. The descendants of top-level windows are called internal windows. Internal windows are used for individual controls such as buttons, text entries, and for grouping controls together. An X-application typically manages several top-level windows. Tk uses X to implement a set of controls with the Motif look and feel. These controls are called widgets. Each widget is implemented using one X window, and the terms "window" and "widget" will be used interchangeably in this document. As with windows, widgets are nested in hierarchical structures. In this library top-level widgets (nonleaf or main) are just containers for organizing and arranging the leaf widgets (components). Thereby, the barchart widget is a top-level window which contains some widget components.

Probably the most painstaking aspect of building a graphical application is getting the placement and size of the widgets just right. It usually takes many iterations to align widgets and adjust their spacing. That's because managing the geometry of widgets is simply not a packing problem, but also graphical design problem. Attributes such as alignment, symmetry, and balance are more important than minimizing the amount of space used for packing. Tk is similar to other X toolkits in that it does not allow widgets to determine their own geometries. A widget will not even appear unless it is managed by a geometry manager. This separation of geometry management from internal widget behaviour allows multiple geometry managers to exist simultaneously and permits any widget to be used with any geometry manager. A geometry manager's job is to arrange one or more *slave* widgets relative to a *master* widget. There are some geometry managers in Tk such as pack, place and canvas widget. We will use another one called table.

The table geometry manager arranges widgets in a table. It's easy to align widgets (horizontally and vertically) or to create empty space to balance the arrangement of the widgets. Widgets (called slaves in the Tk parlance) are arranged inside a containing widget (called the master). Widgets are positioned at row,column locations and may span any number of rows or columns. More than one widget can occupy a single location. The placement of widget windows determines both the size and arrangement of the table. The table queries the requested size of each widget. The requested size of a widget is the natural size of the widget (before the widget is shrunk or expanded). The height of each row and the width of each column is the largest widget spanning that row or column. The size of the table is in turn the sum of the row and column sizes. This is the table's normal size. The total number of rows and columns in a table is determined from the indices specified. The table grows dynamically as windows are added at larger indices.

## 173.6 Usage and interface (chartlib)

- **Library usage:**

```
:- use_module(library(chartlib)).
```

- **Imports:**

- *System library modules:*

```
chartlib/genbar1, chartlib/genbar2, chartlib/genbar3, chartlib/genbar4,
chartlib/genmultibar, chartlib/table_widget1,
chartlib/table_widget2, chartlib/table_widget3, chartlib/table_widget4,
chartlib/gengraph1, chartlib/gengraph2, chartlib/chartlib_errhandle.
```

- *Packages:*

```
prelude, nonpure, assertions, nortchecks, regtypes, isomodes.
```

## 173.7 Documentation on exports (chartlib)

**barchart1/7:** (UNDOC\_REEXPORT)  
Imported from `genbar1` (see the corresponding documentation for details).

**barchart1/9:** (UNDOC\_REEXPORT)  
Imported from `genbar1` (see the corresponding documentation for details).

**percentbarchart1/7:** (UNDOC\_REEXPORT)  
Imported from `genbar1` (see the corresponding documentation for details).

**barchart2/7:** (UNDOC\_REEXPORT)  
Imported from `genbar2` (see the corresponding documentation for details).

**barchart2/11:** (UNDOC\_REEXPORT)  
Imported from `genbar2` (see the corresponding documentation for details).

**percentbarchart2/7:** (UNDOC\_REEXPORT)  
Imported from `genbar2` (see the corresponding documentation for details).

**barchart3/7:** (UNDOC\_REEXPORT)  
Imported from `genbar3` (see the corresponding documentation for details).

**barchart3/9:** (UNDOC\_REEXPORT)  
Imported from `genbar3` (see the corresponding documentation for details).

**percentbarchart3/7:** (UNDOC\_REEXPORT)  
Imported from `genbar3` (see the corresponding documentation for details).

**barchart4/7:** (UNDOC\_REEXPORT)  
Imported from `genbar4` (see the corresponding documentation for details).

**barchart4/11:** (UNDOC\_REEXPORT)  
Imported from `genbar4` (see the corresponding documentation for details).

**percentbarchart4/7:** (UNDOC\_REEXPORT)  
Imported from `genbar4` (see the corresponding documentation for details).

**multibarchart/8:** (UNDOC\_REEXPORT)  
Imported from `genmultibar` (see the corresponding documentation for details).

**multibarchart/10:** (UNDOC\_REEXPORT)  
Imported from `genmultibar` (see the corresponding documentation for details).

**tablewidget1/4:** (UNDOC\_REEXPORT)  
Imported from `table_widget1` (see the corresponding documentation for details).

**tablewidget1/5:** (UNDOC\_REEXPORT)  
Imported from `table_widget1` (see the corresponding documentation for details).

**tablewidget2/4:** (UNDOC\_REEXPORT)  
Imported from `table_widget2` (see the corresponding documentation for details).

**tablewidget2/5:** (UNDOC\_REEXPORT)  
Imported from `table_widget2` (see the corresponding documentation for details).

**tablewidget3/4:** (UNDOC\_REEXPORT)  
Imported from `table_widget3` (see the corresponding documentation for details).



**tablewidget3/5:** (UNDOC\_REEXPORT)  
Imported from `table_widget3` (see the corresponding documentation for details).

**tablewidget4/4:** (UNDOC\_REEXPORT)  
Imported from `table_widget4` (see the corresponding documentation for details).

**tablewidget4/5:** (UNDOC\_REEXPORT)  
Imported from `table_widget4` (see the corresponding documentation for details).

**graph\_b1/9:** (UNDOC\_REEXPORT)  
Imported from `gengraph1` (see the corresponding documentation for details).

**graph\_b1/13:** (UNDOC\_REEXPORT)  
Imported from `gengraph1` (see the corresponding documentation for details).

**graph\_w1/9:** (UNDOC\_REEXPORT)  
Imported from `gengraph1` (see the corresponding documentation for details).

**graph\_w1/13:** (UNDOC\_REEXPORT)  
Imported from `gengraph1` (see the corresponding documentation for details).

**scattergraph\_b1/8:** (UNDOC\_REEXPORT)  
Imported from `gengraph1` (see the corresponding documentation for details).

**scattergraph\_b1/12:** (UNDOC\_REEXPORT)  
Imported from `gengraph1` (see the corresponding documentation for details).

**scattergraph\_w1/8:** (UNDOC\_REEXPORT)  
Imported from `gengraph1` (see the corresponding documentation for details).

**scattergraph\_w1/12:** (UNDOC\_REEXPORT)  
Imported from `gengraph1` (see the corresponding documentation for details).

**graph\_b2/9:** (UNDOC\_REEXPORT)  
Imported from `gengraph2` (see the corresponding documentation for details).

**graph\_b2/13:** (UNDOC\_REEXPORT)  
Imported from `gengraph2` (see the corresponding documentation for details).

**graph\_w2/9:** (UNDOC\_REEXPORT)  
Imported from `gengraph2` (see the corresponding documentation for details).

**graph\_w2/13:** (UNDOC\_REEXPORT)  
Imported from `gengraph2` (see the corresponding documentation for details).

**scattergraph\_b2/8:** (UNDOC\_REEXPORT)  
Imported from `gengraph2` (see the corresponding documentation for details).

**scattergraph\_b2/12:** (UNDOC\_REEXPORT)  
Imported from `gengraph2` (see the corresponding documentation for details).

**scattergraph\_w2/8:** (UNDOC\_REEXPORT)  
Imported from `gengraph2` (see the corresponding documentation for details).

**scattergraph\_w2/12:** (UNDOC\_REEXPORT)  
Imported from `gengraph2` (see the corresponding documentation for details).

**chartlib\_text\_error\_protect/1:** (UNDOC\_REEXPORT)  
Imported from `chartlib_errhandle` (see the corresponding documentation for details).

**chartlib\_visual\_error\_protect/1:** (UNDOC\_REEXPORT)  
Imported from `chartlib_errhandle` (see the corresponding documentation for details).

## 173.8 Known bugs and planned improvements (chartlib)

- Run-time checks have been reported not to work with this code. That means that either the assertions here, or the code that implements the run-time checks are erroneous.



## 174 Low level Interface between Prolog and blt

**Author(s):** Isabel Martín García.

This module exports some predicates to interact with Tcl-tk, particularly with the bltwish program. Bltwish is a windowing shell consisting of the Tcl command language, the Tk toolkit plus the additional commands that comes with the BLT library and a main program that reads commands. It creates a main window and then processes Tcl commands.

### 174.1 Usage and interface (bltclass)

- **Library usage:**  
:- use\_module(library(bltclass)).
- **Exports:**
  - *Predicates:*  
new\_interp/1, tcltk\_raw\_code/2, interp\_file/2.
  - *Regular Types:*  
bltwish\_interp/1.
- **Imports:**
  - *System library modules:*  
strings.
  - *Packages:*  
prelude, nonpure, assertions, regtypes, isomodes.

### 174.2 Documentation on exports (bltclass)

**new\_interp/1:** PREDICATE

new\_interp(Interp)

Creates a bltwish interpreter and returns a socket. The socket allows the communication between Prolog and Tcl-tk. Thus, bltwish receives the commands through the socket.

**Usage:**

- *The following properties should hold at call time:*  
Interp is a free variable. (term\_typing:var/1)
- *The following properties should hold upon exit:*  
bltclass:bltwish\_interp(Interp) (bltclass:bltwish\_interp/1)

**tcltk\_raw\_code/2:** PREDICATE

tcltk\_raw\_code(Command\_Line, Interp)

Sends a command line to the interpreter. Tcl-tk parses and executes it.

**Usage:**

- *The following properties should hold at call time:*  
Command\_Line is a string (a list of character codes). (basic\_props:string/1)  
bltclass:bltwish\_interp(Interp) (bltclass:bltwish\_interp/1)

**bltwish\_interp/1:**

REGTYPE

`bltwish_interp(Interp)`

This type defines a bltwish interpreter. In fact, the bltwish interpreter receives the commands through the socket created.

```
bltwish_interp(Interp) :-
 stream(Interp).
```

**interp\_file/2:**

PREDICATE

`interp_file(File, Interp)`

Sends the script file (File) to the interpreter through the socket. A script file is a file that contains commands that Tcl-tk can execute.

**Usage:**

- *The following properties should hold at call time:*

**File** is a source name.

(streams\_basic:sourcename/1)

bltclass:bltwish\_interp(Interp)

(bltclass:bltwish\_interp/1)

## 175 Error Handler for Chartlib

**Author(s):** Isabel Martín García.

This module is an error handler. If the format of the arguments is not correct in a call to a chartlib predicate an exception will be thrown. You can wrap the chartlib predicates with the predicates exported by this module to handle automatically the errors if any.

### 175.1 Usage and interface (chartlib\_errhandle)

- **Library usage:**  
`:- use_module(library(chartlib_errhandle)).`
- **Exports:**
  - *Predicates:*  
`chartlib_text_error_protect/1, chartlib_visual_error_protect/1.`
- **Imports:**
  - *System library modules:*  
`chartlib/bltclass, chartlib/install_utils.`
  - *Packages:*  
`prelude, nonpure, assertions, regtypes, isomodes.`

### 175.2 Documentation on exports (chartlib\_errhandle)

**chartlib\_text\_error\_protect/1:** PREDICATE

`chartlib_text_error_protect(G)`

This predicate catches the thrown exception and sends it to the appropriate handler. The handler will show the error message in the standard output.

**Usage:**

- *The following properties should hold at call time:*

`G` is a term which represents a goal, i.e., an atom or a structure. (basic\_props:callable/1)

*Meta-predicate* with arguments: `chartlib_text_error_protect(goal).`

**chartlib\_visual\_error\_protect/1:** PREDICATE

`chartlib_visual_error_protect(G)`

This predicate catches the thrown exception and sends it to the appropriate handler. The handler will pop up a message box.

**Usage:**

- *The following properties should hold at call time:*

`G` is a term which represents a goal, i.e., an atom or a structure. (basic\_props:callable/1)

*Meta-predicate* with arguments: `chartlib_visual_error_protect(goal).`

### 175.3 Documentation on internals (chartlib\_errhandle)

**handler\_type/1:** REGTYPE

`handler_type(X)`

The library chartlib includes two error handlers already programmed.

`handler_type(text).`

`handler_type(visual).`

**error\_message/2:** PREDICATE

`error_message(ErrorCode,ErrorMessage)`

Binds the error code with its corresponding text message.

**Usage:**

– *The following properties should hold at call time:*

`ErrorCode` is an atom.

(basic\_props:atm/1)

`ErrorMessage` is an atom.

(basic\_props:atm/1)

**error\_file/2:** PREDICATE

`error_file(ErrorCode,ErrorFile)`

Binds the error code with its corresponding script error file.

**Usage:**

– *The following properties should hold at call time:*

`ErrorCode` is an atom.

(basic\_props:atm/1)

`ErrorFile` is an atom.

(basic\_props:atm/1)

## 176 Color and Pattern Library

**Author(s):** Isabel Martín García.

This module contains predicates to access and check conformance to the available colors and patterns.

### 176.1 Usage and interface (color\_pattern)

- **Library usage:**
  - :- use\_module(library(color\_pattern)).
- **Exports:**
  - *Predicates:*  
color/2, pattern/2, random\_color/1, random\_lightcolor/1, random\_darkcolor/1, random\_pattern/1.
  - *Regular Types:*  
color/1, pattern/1.
- **Imports:**
  - *System library modules:*  
random/random.
  - *Packages:*  
prelude, nonpure, assertions, regtypes, isomodes.

### 176.2 Documentation on exports (color\_pattern)

**color/1:**

REGTYPE

```
color(Color)
 color('GreenYellow').
 color('Yellow').
 color('White').
 color('Wheat').
 color('BlueViolet').
 color('Violet').
 color('MediumTurquoise').
 color('DarkTurquoise').
 color('Turquoise').
 color('Thistle').
 color('Tan').
 color('Sienna').
 color('Salmon').
 color('VioletRed').
 color('OrangeRed').
 color('MediumVioletRed').
 color('IndianRed').
 color('Red').
 color('Plum').
```



```

color('Pink').
color('MediumOrchid').
color('DarkOrchid').
color('Orchid').
color('Orange').
color('Maroon').
color('Magenta').
color('Khaki').
color('Grey').
color('LightGray').
color('DimGray').
color('DarkSlateGray').
color('YellowGreen').
color('SpringGreen').
color('SeaGreen').
color('PaleGreen').
color('MediumSpringGreen').
color('MediumSeaGreen').
color('LimeGreen').
color('ForestGreen').
color('DarkOliveGreen').
color('DarkGreen').
color('Green').
color('Goldenrod').
color('Gold').
color('Brown').
color('Firebrick').
color('Cyan').
color('Coral').
color('SteelBlue').
color('SlateBlue').
color('SkyBlue').
color('Navy').
color('MidnightBlue').
color('MediumSlateBlue').
color('MediumBlue').
color('LightSteelBlue').
color('LightBlue').
color('DarkSlateBlue').
color('CornflowerBlue').
color('CadetBlue').
color('Blue').
color('Black').
color('MediumAquamarine').
color('Aquamarine').

```

Defines available colors for elements such as points, lines or bars.

### **color/2:**

**Usage:** color(C1,C2)

PREDICATE

Test whether the color `C1` is a valid color or not. If `C1` is a variable the predicate will choose a valid color randomly. If `C1` is a ground term that is not a valid color an exception (error9) will be thrown

- *The following properties should hold at call time:*  
`color_pattern:color(C1)` (color\_pattern:color/1)
- *The following properties should hold upon exit:*  
`color_pattern:color(C2)` (color\_pattern:color/1)

**pattern/1:** REGTYPE  
`pattern(Pattern)`

```
pattern(pattern1).
pattern(pattern2).
pattern(pattern3).
pattern(pattern4).
pattern(pattern5).
pattern(pattern6).
pattern(pattern7).
pattern(pattern8).
pattern(pattern9).
```

Defines valid patterns used in the stipple style bar attribute.

**pattern/2:** PREDICATE  
**Usage:** `pattern(P1,P2)`

Test whether the pattern `P1` is a valid pattern or not. If `P1` is a variable the predicate will choose a valid pattern randomly. If `P1` is a ground term that is not a valid pattern an exception (error10) will be thrown.

- *The following properties should hold at call time:*  
`color_pattern:pattern(P1)` (color\_pattern:pattern/1)
- *The following properties should hold upon exit:*  
`color_pattern:pattern(P2)` (color\_pattern:pattern/1)

**random\_color/1:** PREDICATE  
`random_color(Color)`

This predicate choose a valid color among the availables randomly.

**Usage:**

- *The following properties should hold at call time:*  
`color_pattern:color(Color)` (color\_pattern:color/1)

**random\_lightcolor/1:** PREDICATE  
`random_lightcolor(Color)`

This predicate choose a valid light color among the availables randomly.

**Usage:**

- *The following properties should hold at call time:*  
**Color** is a free variable. (term\_typing:var/1)
- *The following properties should hold upon exit:*  
 color\_pattern:color(Color) (color\_pattern:color/1)

**random\_darkcolor/1:** PREDICATE

random\_darkcolor(Color)

This predicate choose a valid dark color among the availables randomly.

**Usage:**

- *The following properties should hold at call time:*  
**Color** is a free variable. (term\_typing:var/1)
- *The following properties should hold upon exit:*  
 color\_pattern:color(Color) (color\_pattern:color/1)

**random\_pattern/1:** PREDICATE

random\_pattern(Pattern)

This predicate choose a valid pattern among the availables randomly.

**Usage:**

- *The following properties should hold at call time:*  
**Pattern** is a free variable. (term\_typing:var/1)
- *The following properties should hold upon exit:*  
 color\_pattern:pattern(Pattern) (color\_pattern:pattern/1)

## 177 Barchart widgets - 1

**Author(s):** Isabel Martín García.

This module defines predicates to show barchart widgets. The three predicates exported by this module plot two-variable data as regular bars in a window. They all share the following features:

- No numeric values for the x axis are needed because they will be interpreted as labels. See `xbarelement1/1` definition type.
- The bars will be displayed at uniform intervals.
- The user can either select the appearance of the bars (background color, foreground color and stipple style) or not. See the `xbarelement1` type definition. Thus, the user can call each predicate in two ways.
- The bar chart has a legend. One entry (symbol and label) per bar.
- If you don't want to display text in the elements header, barchart title, x axis title, y axis title or footer, simply type '' as the value of the argument.
- The predicates test whether the format of the arguments is correct. If one or both vectors are empty, the exception `error2` will be thrown. If the vectors contains elements but are not correct, the exception `error1` or `error3` will be thrown, depending on the error type. `error1` means that `XVector` and `YVector` do not contain the same number of elements and `error3` indicates that not all the `XVector` elements contain a correct number of attributes

Particular features will be pointed out in the corresponding predicate.

### 177.1 Usage and interface (genbar1)

- **Library usage:**  
`:- use_module(library(genbar1)).`
- **Exports:**
  - *Predicates:*  
`barchart1/7, barchart1/9, percentbarchart1/7.`
  - *Regular Types:*  
`yelement/1, axis_limit/1, header/1, title/1, footer/1.`
- **Imports:**
  - *System library modules:*  
`chartlib/bltclass, chartlib/test_format, chartlib/color_pattern,  
chartlib/install_utils, lists, random/random.`
  - *Packages:*  
`prelude, nonpure, assertions, nortchecks, regtypes, isomodes.`

### 177.2 Documentation on exports (genbar1)

**barchart1/7:**

`barchart1(Header, BarchartTitle, XTitle, XVector, YTitle, YVector, Footer)`

PREDICATE

The y axis range is determined from the limits of the data. Two examples are given to demonstrate clearly how to call the predicates. In the first example the user sets the bar appearance, in the second one the appearance features will be chosen by the system and the colors that have been assigned to the variables Color1, Color2 and Pattern will be shown also.

Example 1:

```
barchart1('This is the header text',
 'Barchart title',
 'xaxistitle',
 [['bar1','legend_element1','Blue','Yellow','pattern1'],
 ['bar2','legend_element2','Plum','SeaGreen','pattern2'],
 ['bar3','legend_element3','Turquoise','Yellow',
 'pattern5']],
 'yaxixtitle',
 [20,10,59],
 'footer').
```

Example 2:

```
barchart1('This is the header text',
 'Barchart title',
 'xaxistitle',
 [['element1','legend_element1',Color1,Color2,Pattern],
 ['element2','legend_element2'],
 ['element3','legend_element3']],
 'yaxixtitle',
 [20,10,59],
 'footer').
```

#### Usage:

- *The following properties should hold at call time:*

Header is a text (an atom) describing the header of the graph. (genbar1:header/1)

BarchartTitle is a text (an atom) to be used as label, usually not very long. (genbar1:title/1)

XTitle is a text (an atom) to be used as label, usually not very long. (genbar1:title/1)

XVector is a list of `xbarelement1s`. (basic\_props:list/2)

YTitle is a text (an atom) to be used as label, usually not very long. (genbar1:title/1)

YVector is a list of `yelements`. (basic\_props:list/2)

Footer is a text (an atom) describing the footer of the graph. (genbar1:footer/1)

#### **barchart1/9:**

#### PREDICATE

```
barchart1(Header,BTitle,XTitle,XVector,YTitle,YVector,YMax,YMin,Footer)
```

You can set the minimum and maximum limits of the y axis. Data outside the limits will not be plotted. Each limit, as you can check by looking at the `axis_limit/1` definition, is a number. If the argument is a variable the limit will be calculated from the data (i.e., if YMax value is YValueMax the maximum y axis limit will be calculated using the largest data value).

Example:

```
barchart1('This is the header text',
 'Barchart title',
```

```

'xaxistitle',
[['element1','e1','Blue','Yellow','pattern1'],
 ['element2','e2','Turquoise','Plum','pattern5'],
 ['element3','e3','Turquoise','Green','pattern5']],
'yaxixtitle',
[20,10,59],
70,
-,
'footer').

```

**Usage:**

- *The following properties should hold at call time:*

Header is a text (an atom) describing the header of the graph. (genbar1:header/1)  
 BTitle is a text (an atom) to be used as label, usually not very long. (genbar1:title/1)  
 XTitle is a text (an atom) to be used as label, usually not very long. (genbar1:title/1)  
 XVector is a list of xbarelement1s. (basic\_props:list/2)  
 YTitle is a text (an atom) to be used as label, usually not very long. (genbar1:title/1)  
 YVector is a list of yelements. (basic\_props:list/2)  
 genbar1:axis\_limit(YMax) (genbar1:axis\_limit/1)  
 genbar1:axis\_limit(YMin) (genbar1:axis\_limit/1)  
 Footer is a text (an atom) describing the footer of the graph. (genbar1:footer/1)

**percentbarchart1/7:**

PREDICATE

```
percentbarchart1(Header,BTitle,XTitle,XVector,YTitle,YVector,Footer)
```

The y axis maximum coordinate value is 100. The x axis limits are automatically worked out.

Example:

```

percentbarchart1('This is a special barchart to represent percentages',
 'Barchart with legend',
 'My xaxistitle',
 [[1,'bar1','Blue','Yellow','pattern1'],
 [8,'bar2','MediumTurquoise','Plum','pattern5']],
 'My yaxixtitle',
 [80,10],
 'This is the footer text').

```

**Usage:**

- *The following properties should hold at call time:*

Header is a text (an atom) describing the header of the graph. (genbar1:header/1)  
 BTitle is a text (an atom) to be used as label, usually not very long. (genbar1:title/1)  
 XTitle is a text (an atom) to be used as label, usually not very long. (genbar1:title/1)  
 XVector is a list of xbarelement1s. (basic\_props:list/2)  
 YTitle is a text (an atom) to be used as label, usually not very long. (genbar1:title/1)  
 YVector is a list of yelements. (basic\_props:list/2)  
 Footer is a text (an atom) describing the footer of the graph. (genbar1:footer/1)

**yelement/1:**

REGTYPE

```
yelement(Y) :-
 number(Y).
```

Y is the bar length, so it must be a numeric value.

Both Prolog and Tcl-Tk support integers and floats. Integers are usually specified in decimal, but if the first character is 0 the number is read in octal (base 8), and if the first two characters are 0x, the number is read in hexadecimal (base16). Float numbers may be specified using most of the forms defined for ANSI C, including the following examples:

- 9.56
- 5.88e-2
- 5.1E2

Note: Be careful when using floats. While 8. or 7.e4 is interpreted by Tcl-tk as 8.0 and 7.0e4, Prolog will not read them as float numbers. Example:

```
?- number(8.e+5).
{SYNTAX ERROR: (lns 130-130) , or) expected in arguments
number (8
** here **
. e + 5) .
}
```

```
no
?- number(8.).
{SYNTAX ERROR: (lns 138-138) , or) expected in arguments
number (8
** here **
.) .
}
```

```
no
```

```
?- number(8.0e+5).
```

```
yes
```

```
?- number(8.0).
```

```
yes
```

Precision: Tcl-tk internally represents integers with the C type `int`, which provides at least 32 bits of precision on most machines. Since Prolog integers can (in some implementations) exceed 32 bits but the precision in Tcl-tk depends on the machine, it is up to the programmer to ensure that the values fit into the maximum precision of the machine for integers. Real numbers are represented with the C type `double`, which is usually represented with 64-bit values (about 15 decimal digits of precision) using the IEEE Floating Point Standard.

Conversion: If the list is composed by integers and floats, Tcl-tk will convert integers to floats.

**axis\_limit/1:**

REGTYPE

```
axis_limit(X) :-
 number(X).
axis_limit(_1).
```

This type is defined in order to set the minimum and maximum limits of the axes. Data outside the limits will not be plotted. Each limit, is a number or a variable. If the argument is not a number the limit will be calculated from the data (i.e., if YMax value is Var the maximum y axis limit will be calculated using the largest data value).

**header/1:** REGTYPE  
**Usage:** header(X)  
 X is a text (an atom) describing the header of the graph.

**title/1:** REGTYPE  
**Usage:** title(X)  
 X is a text (an atom) to be used as label, usually not very long.

**footer/1:** REGTYPE  
**Usage:** footer(X)  
 X is a text (an atom) describing the footer of the graph.

### 177.3 Documentation on internals (genbar1)

**xbarelement1/1:** REGTYPE  

```
xbarelement1([XValue,LegendElement]) :-
 atomic(XValue),
 atomic(LegendElement).
xbarelement1([XValue,LegendElement,ForegColor,BackgColor,SPattern]) :-
 atomic(XValue),
 atomic(LegendElement),
 color(ForegColor),
 color(BackgColor),
 pattern(SPattern).
```

Defines the attributes of the bar.

**XValue** bar label. Although XValue values may be numbers, they will be treated as labels. Different elements with the same label will produce different bars.

**LegendElement**  
 Legend element name. It may be a number or an atom and equal or different to the XValue. Every LegendElement value of the list must be unique.

**ForegColor**  
 It sets the Foreground color of the bar. Its value must be a valid color, otherwise the system will throw an exception. If the argument value is a variable, it gets instantiated to a color chosen by the library.



**BackColor**

It sets the Background color of the bar. Its value must be a valid color, otherwise the system will throw an exception. If the argument value is a variable, it gets instantiated to a color chosen by the library.

**SPattern**

It sets the stipple of the bar. Its value must be a valid pattern, otherwise the system will throw an exception. If the argument value is a variable, it gets instantiated to a pattern chosen by the library.

## 177.4 Known bugs and planned improvements (genbar1)

- Run-time checks have been reported not to work with this code. That means that either the assertions here, or the code that implements the run-time checks are erroneous.

## 178 Barchart widgets - 2

**Author(s):** Isabel Martín García.

This module defines predicates which show barchart widgets. The three predicates exported by this module plot two-variable data as regular bars in a window. They all share the following features:

- Numeric values for the x axis are needed, otherwise it does not work properly. See `xbarelement2/1` definition type.
- The bar position is proportional to the x-coordinate value.
- The user can either select the appearance of the bars (background color, foreground color and stipple style) or not. See the `xbarelement2/1` type definition. Thus, the user can call each predicate in two ways.
- The bar chart has a legend and one entry (symbol and label) per bar.
- If you do not want to display text in the elements header, barchart title, x axis title, y axis title or footer, simply type `''` as the value of the argument.
- The predicates test whether the format of the arguments is correct. If one or both vectors are empty, the exception `error2` will be thrown. If the vectors contain elements but are not correct, the exception `error1` or `error3` will be thrown, depending on the error type. `error1` means that `XVector` and `YVector` does not contain the same number of elements and `error3` indicates that not all the `XVector` elements contain a correct number of attributes

Particular features will be pointed out in the corresponding predicate.

### 178.1 Usage and interface (genbar2)

- **Library usage:**  
`:- use_module(library(genbar2)).`
- **Exports:**
  - *Predicates:*  
`barchart2/7`, `barchart2/11`, `percentbarchart2/7`.
  - *Regular Types:*  
`xbarelement2/1`.
- **Imports:**
  - *System library modules:*  
`chartlib/genbar1`, `chartlib/bltclass`, `chartlib/color_pattern`,  
`chartlib/test_format`, `chartlib/install_utils`, `lists`, `random/random`.
  - *Packages:*  
`prelude`, `nonpure`, `assertions`, `regtypes`, `isomodes`.

### 178.2 Documentation on exports (genbar2)

**barchart2/7:**

PREDICATE

`barchart2(Header, BarchartTitle, XTitle, XVector, YTitle, YVector, Footer)`

The maximum and minimum limits for axes are determined from the data.

Example:

```

barchart2('This is the header text',
 'Barchart with legend',
 'My xaxistitle',
 [[1,'bar1','Blue','Yellow','pattern1'],
 [2,'bar2','MediumTurquoise','Plum','pattern5']],
 'My yaxixtitle',
 [20,10],
 'This is the footer text').

```

**Usage:**

- *The following properties should hold at call time:*

Header is a text (an atom) describing the header of the graph. (genbar1:header/1)  
 BarchartTitle is a text (an atom) to be used as label, usually not very long. (genbar1:title/1)  
 XTitle is a text (an atom) to be used as label, usually not very long. (genbar1:title/1)  
 XVector is a list of xbarelement2s. (basic\_props:list/2)  
 YTitle is a text (an atom) to be used as label, usually not very long. (genbar1:title/1)  
 YVector is a list of yelements. (basic\_props:list/2)  
 Footer is a text (an atom) describing the footer of the graph. (genbar1:footer/1)

**barchart2/11:**

PREDICATE

```
barchart2(Header,BT,XT,XVector,XMax,XMin,YT,YVector,YMax,YMin,Footer)
```

You can set the minimum and maximum limits of the axes. Data outside the limits will not be plotted. Each limit, as you can check looking at the `axis_limit/1` definition, is a number. If the argument is a variable the limit will be calculated from the data (i.e., if YMax value is YValueMax the maximum y axis limit will be calculated using the largest data value).

**Example:**

```

barchart2('This is the header text',
 'Barchart with legend',
 'My xaxistitle',
 [[1,'bar1',Color1,Color2,Pattern1],
 [2,'bar2',Color3,Color4,Pattern2]],
 10,
 -10,
 'My yaxixtitle',
 [20,10],
 100,
 -10,
 'The limits for the axes are set by the user').

```

**Usage:**

- *The following properties should hold at call time:*

Header is a text (an atom) describing the header of the graph. (genbar1:header/1)  
 BT is a text (an atom) to be used as label, usually not very long. (genbar1:title/1)  
 XT is a text (an atom) to be used as label, usually not very long. (genbar1:title/1)  
 XVector is a list of xbarelement2s. (basic\_props:list/2)  
 genbar1:axis\_limit(XMax) (genbar1:axis\_limit/1)  
 genbar1:axis\_limit(XMin) (genbar1:axis\_limit/1)

**YT** is a text (an atom) to be used as label, usually not very long. (genbar1:title/1)  
**YVector** is a list of yelements. (basic\_props:list/2)  
**genbar1:axis\_limit(YMax)** (genbar1:axis\_limit/1)  
**genbar1:axis\_limit(YMin)** (genbar1:axis\_limit/1)  
**Footer** is a text (an atom) describing the footer of the graph. (genbar1:footer/1)

**percentbarchart2/7:**

PREDICATE

```
percentbarchart2(Header,BTitle,XTitle,XVector,YTitle,YVector,Footer)
```

The y axis maximum coordinate value is 100. The x axis limits are autoarrange.

Example:

```
percentbarchart2('This is a special barchart to represent percentages',
 'Barchart with legend',
 'My xaxistitle',
 [[1,'bar1','Blue','Yellow','pattern1'],
 [2,'bar2','MediumTurquoise','Plum','pattern5']],
 'My yaxixtitle',
 [80,10],
 'This is the footer text').
```

**Usage:**

- *The following properties should hold at call time:*

**Header** is a text (an atom) describing the header of the graph. (genbar1:header/1)  
**BTitle** is a text (an atom) to be used as label, usually not very long. (genbar1:title/1)  
**XTitle** is a text (an atom) to be used as label, usually not very long. (genbar1:title/1)  
**XVector** is a list of xbarelement2s. (basic\_props:list/2)  
**YTitle** is a text (an atom) to be used as label, usually not very long. (genbar1:title/1)  
**YVector** is a list of yelements. (basic\_props:list/2)  
**Footer** is a text (an atom) describing the footer of the graph. (genbar1:footer/1)

**xbarelement2/1:**

REGTYPE

```
xbarelement2([XValue,LegendElement]) :-
 number(XValue),
 atomic(LegendElement).
xbarelement2([XValue,LegendElement,ForeColor,BackgColor,SPattern]) :-
 number(XValue),
 atomic(LegendElement),
 color(ForegColor),
 color(BackgColor),
 pattern(SPATTERN).
```

Defines the attributes of the bar.

**XValue** x-coordinate position of the bar. Different elements with the same abscissas will produce overlapped bars.

**LegendElement**

Element legend name. It may be a number or an atom and equal or different to the XValue. Every LegendElement value of the list must be unique.

**ForeColor**

Is the Foreground color of the bar. Its value must be a valid color, otherwise the system will throw an exception. If the argument value is a variable, it gets instantiated to a color chosen by the library.

**BackColor**

Is the Background color of the bar. Its value must be a valid color, otherwise the system will throw an exception. If the argument value is a variable, it gets instantiated to a color chosen by the library.

**SPattern**

Is the stipple of the bar. Its value must be a valid pattern, otherwise the system will throw an exception. If the argument value is a variable, it gets instantiated to a pattern chosen by the library.

## 179 Depict barghant widgets - 3

**Author(s):** Isabel Martín García.

This module defines predicates which depict barghant widgets. The three predicates exported by this module plot two-variable data as regular bars in a window and are similar to those exported in the `genbar1` module except in that these defined in this module do not display a legend. Thus, not all the argument types are equal.

The predicates test whether the format of the arguments is correct. If one or both vectors are empty, the exception `error2` will be thrown. If the vectors contain elements but are not correct, the exception `error1` or `error3` will be thrown, depending on the error type. `error1` means that `XVector` and `YVector` do not contain the same number of elements and `error3` indicates that not all the `XVector` elements contain a correct number of attributes .

### 179.1 Usage and interface (`genbar3`)

- **Library usage:**  
`:- use_module(library(genbar3)).`
- **Exports:**
  - *Predicates:*  
`barchart3/7, barchart3/9, percentbarchart3/7.`
- **Imports:**
  - *System library modules:*  
`chartlib/genbar1, chartlib/bltclass, chartlib/color_pattern,`  
`chartlib/test_format, chartlib/install_utils, lists, random/random.`
  - *Packages:*  
`prelude, nonpure, assertions, regtypes, isomodes.`

### 179.2 Documentation on exports (`genbar3`)

**barchart3/7:** PREDICATE

`barchart3(Header, BarchartTitle, XTitle, XVector, YTitle, YVector, Footer)`

As we mentioned in the above paragraph, this predicate is comparable to `barchart1/8` except in the `XVector` argument type.

Example:

```
barchart3('This is the header text',
 'Barchart without legend',
 'My xaxistitle',
 [['bar1'], ['bar2']],
 'My yaxixtitle',
 [20,10],
 'This is the footer text').
```

**Usage:**

- *The following properties should hold at call time:*  
`Header` is a text (an atom) describing the header of the graph. (`genbar1:header/1`)

**BarchartTitle** is a text (an atom) to be used as label, usually not very long. (genbar1:title/1)

**XTitle** is a text (an atom) to be used as label, usually not very long. (genbar1:title/1)

**XVector** is a list of **xbarelement3s**. (basic\_props:list/2)

**YTitle** is a text (an atom) to be used as label, usually not very long. (genbar1:title/1)

**YVector** is a list of **yelements**. (basic\_props:list/2)

**Footer** is a text (an atom) describing the footer of the graph. (genbar1:footer/1)

### **barchart3/9:**

PREDICATE

**barchart3**(Header,BTitle,XTitle,XVector,YTitle,YVector,YMax,YMin,Footer)

As we mentioned, this predicate is quite similar to the **barchart1/10** except in the **XVector** argument type, because the yielded bar chart lacks of legend.

Example:

```
barchart3('This is the header text',
 'Barchart without legend',
 'My xaxistitle',
 [['bar1'],['bar2']],
 'My yaxixtitle',
 30,
 5,
 [20,10],
 'This is the footer text').
```

**Usage:**

- *The following properties should hold at call time:*

**Header** is a text (an atom) describing the header of the graph. (genbar1:header/1)

**BTitle** is a text (an atom) to be used as label, usually not very long. (genbar1:title/1)

**XTitle** is a text (an atom) to be used as label, usually not very long. (genbar1:title/1)

**XVector** is a list of **xbarelement3s**. (basic\_props:list/2)

**YTitle** is a text (an atom) to be used as label, usually not very long. (genbar1:title/1)

**YVector** is a list of **yelements**. (basic\_props:list/2)

**genbar1:axis\_limit(YMax)** (genbar1:axis\_limit/1)

**genbar1:axis\_limit(YMin)** (genbar1:axis\_limit/1)

**Footer** is a text (an atom) describing the footer of the graph. (genbar1:footer/1)

### **percentbarchart3/7:**

PREDICATE

**percentbarchart3**(Header,BTitle,XTitle,XVector,YTitle,YVector,Footer)

The y axis maximum coordinate value is 100. The x axis limits are autoarrange.

Example:

```
percentbarchart3('This is a special barchart to represent percentages',
 'Barchart without legend',
 'My xaxistitle',
 [['pr1','Blue','Yellow','pattern1'],
 ['pr2','MediumTurquoise','Plum','pattern5']],
 'My yaxixtitle',
```

```
[80,10],
'This is the footer text').
```

**Usage:**

- *The following properties should hold at call time:*

**Header** is a text (an atom) describing the header of the graph. (genbar1:header/1)

**BTitle** is a text (an atom) to be used as label, usually not very long. (genbar1:title/1)

**XTitle** is a text (an atom) to be used as label, usually not very long. (genbar1:title/1)

**XVector** is a list of `xbarelement3`s. (basic\_props:list/2)

**YTitle** is a text (an atom) to be used as label, usually not very long. (genbar1:title/1)

**YVector** is a list of `yelements`. (basic\_props:list/2)

**Footer** is a text (an atom) describing the footer of the graph. (genbar1:footer/1)

### 179.3 Documentation on internals (genbar3)

#### `xbarelement3/1:`

REGTYPE

```
xbarelement3([XValue]) :-
 atomic(XValue).
xbarelement3([XValue,ForegColor,BackgColor,StipplePattern]) :-
 atomic(XValue),
 color(ForegColor),
 color(BackgColor),
 pattern(StipplePattern).
```

Defines the attributes of the bar.

**XValue** bar label. Although `XValue` values may be numbers, they will be treated as labels. Different elements with the same label will produce different bars.

#### **ForegColor**

It sets the Foreground color of the bar. Its value must be a valid color, otherwise the system will throw an exception. If the argument value is a variable, it gets instantiated to a color chosen by the library.

#### **BackgColor**

It sets the Background color of the bar. Its value must be a valid color, otherwise the system will throw an exception. If the argument value is a variable, it gets instantiated to a color chosen by the library.

#### **SPattern**

It sets the stipple of the bar. Its value must be a valid pattern, otherwise the system will throw an exception. If the argument value is a variable, it gets instantiated to a pattern chosen by the library.





## 180 Depict barchart widgets - 4

**Author(s):** Isabel Martín García.

This module defines predicates which depict barchart widgets. The three predicates exported by this module plot two-variable data as regular bars in a window and are similar to those exported in `genbar2` module except in that those defined in this module doesn't display a legend. Thus, the user does not have to define legend element names.

The predicates test whether the format of the arguments is correct. If one or both vectors are empty, the exception `error2` will be thrown. If the vectors contains elements but are not correct, the exception `error1` or `error3` will be thrown, depending on the error type. `error1` means that `XVector` and `YVector` do not contain the same number of elements and `error3` indicates that not all the `XVector` elements contain a correct number of attributes .

### 180.1 Usage and interface (genbar4)

- **Library usage:**  
`:- use_module(library(genbar4)).`
- **Exports:**
  - *Predicates:*  
`barchart4/7, barchart4/11, percentbarchart4/7.`
- **Imports:**
  - *System library modules:*  
`chartlib/genbar1, chartlib/bltclass, chartlib/color_pattern,`  
`chartlib/test_format, chartlib/install_utils, lists, random/random.`
  - *Packages:*  
`prelude, nonpure, assertions, regtypes, isomodes.`

### 180.2 Documentation on exports (genbar4)

**barchart4/7:** PREDICATE

`barchart4(Header, BarchartTitle, XTitle, XVector, YTitle, YVector, Footer)`

As we mentioned in the above paragraph, this predicate is comparable to `barchart2/8` except in the `XVector` argument type.

Example:

```
barchart4('This is the header text',
 'Barchart without legend',
 'My xaxistitle',
 [[2],[5],[6]],
 'My yaxixtitle',
 [20,10,59],
 'Numeric values in the xaxis').
```

**Usage:**

- *The following properties should hold at call time:*  
`Header` is a text (an atom) describing the header of the graph. (`genbar1:header/1`)

**BarchartTitle** is a text (an atom) to be used as label, usually not very long. (genbar1:title/1)

**XTitle** is a text (an atom) to be used as label, usually not very long. (genbar1:title/1)

**XVector** is a list of **xbarelement4s**. (basic\_props:list/2)

**YTitle** is a text (an atom) to be used as label, usually not very long. (genbar1:title/1)

**YVector** is a list of **yelements**. (basic\_props:list/2)

**Footer** is a text (an atom) describing the footer of the graph. (genbar1:footer/1)

### **barchart4/11:**

PREDICATE

`barchart4(Hder,BT,XT,XVector,XMax,XMin,YT,YVector,YMax,YMin,Fter)`

As we stated before, this predicate is quite similar to `barchart2/10` except in the following aspects:

- The **XVector** argument type, because the yielded bar chart lacks the legend.
- The user can set limits for both x axis and y axis.

Example:

```
barchart4('This is the header text, you can write a graph description',
 'Barchart without legend',
 'My xaxistitle',
 [[2,'Blue','Yellow','pattern1'],
 [20,'MediumTurquoise','Plum','pattern5'],
 [30,'MediumTurquoise','Green','pattern5']],
 50,
 -10,
 'My yaxixtitle',
 [20,10,59],
 100,
 -10,
 'Numeric values in the xaxis').
```

**Usage:**

- *The following properties should hold at call time:*

**Hder** is a text (an atom) describing the header of the graph. (genbar1:header/1)

**BT** is a text (an atom) to be used as label, usually not very long. (genbar1:title/1)

**XT** is a text (an atom) to be used as label, usually not very long. (genbar1:title/1)

**XVector** is a list of **xbarelement4s**. (basic\_props:list/2)

`genbar1:axis_limit(XMax)` (genbar1:axis\_limit/1)

`genbar1:axis_limit(XMin)` (genbar1:axis\_limit/1)

**YT** is a text (an atom) to be used as label, usually not very long. (genbar1:title/1)

**YVector** is a list of **yelements**. (basic\_props:list/2)

`genbar1:axis_limit(YMax)` (genbar1:axis\_limit/1)

`genbar1:axis_limit(YMin)` (genbar1:axis\_limit/1)

**Fter** is a text (an atom) describing the footer of the graph. (genbar1:footer/1)

**percentbarchart4/7:**

PREDICATE

```
percentbarchart4(Header,BTitle,XTitle,XVector,YTitle,YVector,Footer)
```

The y axis maximum coordinate value is 100. The x axis limits are automatically worked out. This predicate is useful when the bar height represents percentages.

Example:

```
percentbarchart4('This is the header text',
 'Barchart without legend',
 'My xaxistitle',
 [[2,'Blue','Yellow','pattern1'],[5,'Yellow','Plum','pattern5'],
 [6,'MediumTurquoise','Green','pattern5']],
 'My yaxistitle',
 [20,10,59],
 'Numeric values in the xaxis').
```

**Usage:**

- *The following properties should hold at call time:*

Header is a text (an atom) describing the header of the graph. (genbar1:header/1)

BTitle is a text (an atom) to be used as label, usually not very long. (genbar1:title/1)

XTitle is a text (an atom) to be used as label, usually not very long. (genbar1:title/1)

XVector is a list of `xbarelement4s`. (basic\_props:list/2)

YTitle is a text (an atom) to be used as label, usually not very long. (genbar1:title/1)

YVector is a list of `yelements`. (basic\_props:list/2)

Footer is a text (an atom) describing the footer of the graph. (genbar1:footer/1)

**180.3 Documentation on internals (genbar4)****xbarelement4/1:**

REGTYPE

Defines the attributes of the bar.

**XValue** x-coordinate position of the bar. Different elements with the same abscissas will produce overlapped bars.

**ForeColor**

It sets the Foreground color of the bar. Its value must be a valid color, otherwise the system will throw an exception. If the argument value is a variable, it gets instantiated to a color chosen by the library.

**BackgColor**

It sets the Background color of the bar. Its value must be a valid color, otherwise the system will throw an exception. If the argument value is a variable, it gets instantiated to a color chosen by the library.

**SPattern** It sets the stipple of the bar. Its value must be a valid pattern, otherwise the system will throw an exception. If the argument value is a variable, it gets instantiated to a pattern chosen by the library.



## 181 Depic line graph

**Author(s):** Isabel Martín García.

This module defines predicates which depict line graph and scatter graph widgets. All eight predicates exported by this module plot two-variable data. Each point is defined by its X-Y coordinate values. A dataset is defined by two lists `xvector` and `yvector`, which contain the points coordinates. As you might guess, the values placed in the the same position in both lists are the coordinates of a point. They both share the following features:

- Numeric values for vector elements are needed. We'll use two vectors to represent the X-Y coordinates of each set of plotted data, but in this case every dataset shares the X-vector, i.e., x-coordinate of points with the same index<sup>1</sup> in different datasets is the same. Thus, the numbers of points in each `yvector` must be equal to the number of points in the `xvector`.
- The active element color is navyblue, which means that when you select a legend element, the corresponding line or point dataset turns into navyblue.
- The user can either select the appearance of the lines and/or points of each dataset or not. If not, the system will choose the colors for the lines and the points among the available ones in accordance with the plot background color and it will also set the points size and symbol to the default. If the plot background color is black, the system will choose a lighter color, and the system will select a darker color when the plot background color is white. Thus, the user can define the appearance attributes of each dataset in four different ways. Take a look at the `attributes/1` type definition and see the examples to understand it clearly.
- The graph has a legend and one entry (symbol and label) per dataset.
- If you do not want to display text in the element header, `barchart` title, `xaxis` title, `yaxis` title or footer, simply give `' '` as the value of the argument.
- The predicates check whether the format of the arguments is correct as well. The testing process involves some verifications. If one or both vectors are empty, the exception `error2` will be thrown. If the vectors contains elements but are not correct, the exception `error4` will be thrown.

The names of the line graph predicates begin with `graph_` and those corresponding to the scatter graph group begin with `scattergraph_`.

---

<sup>1</sup> It should be pointed out that I am referring to an index as the position of an element in a list.

## 181.1 Usage and interface (gengraph1)

- **Library usage:**  
 :- use\_module(library(gengraph1)).
- **Exports:**
  - *Predicates:*  
 graph\_b1/9, graph\_b1/13, graph\_w1/9, graph\_w1/13, scattergraph\_b1/8,  
 scattergraph\_b1/12, scattergraph\_w1/8, scattergraph\_w1/12.
  - *Regular Types:*  
 vector/1, smooth/1, attributes/1, symbol/1, size/1.
- **Imports:**
  - *System library modules:*  
 chartlib/bltclass, chartlib/genbar1, chartlib/color\_pattern,  
 chartlib/test\_format, chartlib/install\_utils, lists, random/random.
  - *Packages:*  
 prelude, nonpure, assertions, regtypes, isomodes.

## 181.2 Documentation on exports (gengraph1)

### graph\_b1/9: PREDICATE

graph\_b1(Header,GTitle,XTitle,XVector,YTitle,YVectors,LAtts,Footer,Smooth)

Besides the features mentioned at the beginning of the chapter, the displayed graph generated when calling this predicate has the following distinguishing characteristics:

- The plotting area background color is black.
- The cross hairs color is white.
- The axes limits are determined from the data.

Example:

```
graph_b1('This is the header text',
 'Graph_title',
 'xaxistitle',
 [20,10,59],
 'yaxixtitle',
 [[10,35,40],[25,50,60]],
 [['element1','Blue','Yellow','plus',6],['element2',Outline,Color]],
 'footer',
 'linear').
```

**Usage:**

- *The following properties should hold at call time:*  
 Header is a text (an atom) describing the header of the graph. (genbar1:header/1)  
 GTitle is a text (an atom) to be used as label, usually not very long. (genbar1:title/1)  
 XTitle is a text (an atom) to be used as label, usually not very long. (genbar1:title/1)  
 gengraph1:vector(XVector) (gengraph1:vector/1)  
 YTitle is a text (an atom) to be used as label, usually not very long. (genbar1:title/1)

YVectors is a list of vectors. (basic\_props:list/2)  
 LAtts is a list of attributess. (basic\_props:list/2)  
 Footer is a text (an atom) describing the footer of the graph. (genbar1:footer/1)  
 gengraph1:smooth(Smooth) (gengraph1:smooth/1)

**graph\_b1/13:**

PREDICATE

`graph_b1(Header,GT,XT,XV,XMax,XMin,YT,YVs,YMax,YMin,LAtts,Footer,Smooth)`

The particular features related to this predicate are described below:

- The plotting area background color is black.
- The cross hairs color is white.
- You can set the minimum and maximum limits of the axes. Data outside the limits will not be plotted.

Example:

```
graph_b1('This is the header text',
 'Graph_title',
 'xaxistitle',
 [20,10,59],
 50,
 -,
 'yaxixtitle',
 [[10,35,40],[25,50,60]],
 50,
 -,
 [['line1','circle',4],['line2',OutlineColor,Color]],
 'footer',
 'step').
```

**Usage:**

- *The following properties should hold at call time:*

Header is a text (an atom) describing the header of the graph. (genbar1:header/1)  
 GT is a text (an atom) to be used as label, usually not very long. (genbar1:title/1)  
 XT is a text (an atom) to be used as label, usually not very long. (genbar1:title/1)  
 gengraph1:vector(XV) (gengraph1:vector/1)  
 genbar1:axis\_limit(XMax) (genbar1:axis\_limit/1)  
 genbar1:axis\_limit(XMin) (genbar1:axis\_limit/1)  
 YT is a text (an atom) to be used as label, usually not very long. (genbar1:title/1)  
 YVs is a list of vectors. (basic\_props:list/2)  
 genbar1:axis\_limit(YMax) (genbar1:axis\_limit/1)  
 genbar1:axis\_limit(YMin) (genbar1:axis\_limit/1)  
 LAtts is a list of attributess. (basic\_props:list/2)  
 Footer is a text (an atom) describing the footer of the graph. (genbar1:footer/1)  
 gengraph1:smooth(Smooth) (gengraph1:smooth/1)



**graph\_w1/9:**

PREDICATE

```
graph_w1(Header,GTitle,XTitle,XVector,YTitle,YVectors,LAtts,Footer,Smooth)
```

This predicate is quite similar to `graph_b1/9`. The differences lies in the plot background color and in the cross hairs color, which are white and black respectively.

Example:

```
graph_w1('This is the header text',
 'Graph_title',
 'xaxistitle',
 [20,10,40,50],
 'yaxixtitle',
 [[10,35,40,50],[25,20,60,40]],
 [['line1','Blue','DarkOrchid'],['line2','circle',3]],
 'footer',
 'quadratic').
```

**Usage:**

- *The following properties should hold at call time:*

Header is a text (an atom) describing the header of the graph. (genbar1:header/1)

GTitle is a text (an atom) to be used as label, usually not very long. (genbar1:title/1)

XTitle is a text (an atom) to be used as label, usually not very long. (genbar1:title/1)

gengraph1:vector(XVector) (gengraph1:vector/1)

YTitle is a text (an atom) to be used as label, usually not very long. (genbar1:title/1)

YVectors is a list of vectors. (basic\_props:list/2)

LAtts is a list of attributess. (basic\_props:list/2)

Footer is a text (an atom) describing the footer of the graph. (genbar1:footer/1)

gengraph1:smooth(Smooth) (gengraph1:smooth/1)

**graph\_w1/13:**

PREDICATE

```
graph_w1(Header,GT,XT,XV,XMax,XMin,YT,YVs,YMax,YMin,LAtts,Footer,Smooth)
```

This predicate is quite similar to `graph_b1/13`, the differences between them are listed below:

- The plotting area background color is white.
- The cross hairs color is black.

Example:

```
graph_w1('This is the header text',
 'Graph_title',
 'xaxistitle',
 [20,10,59],
 100,
 10,
 'yaxixtitle',
 [[10,35,40],[25,20,60]],
 -,
 -,
 [['element1','Blue','Yellow'],['element2','Turquoise','Plum']],
 'footer',
 'quadratic').
```

**Usage:**

- *The following properties should hold at call time:*
  - Header** is a text (an atom) describing the header of the graph. (genbar1:header/1)
  - GT** is a text (an atom) to be used as label, usually not very long. (genbar1:title/1)
  - XT** is a text (an atom) to be used as label, usually not very long. (genbar1:title/1)
  - gengraph1:vector(XV) (gengraph1:vector/1)
  - genbar1:axis\_limit(XMax) (genbar1:axis\_limit/1)
  - genbar1:axis\_limit(XMin) (genbar1:axis\_limit/1)
  - YT** is a text (an atom) to be used as label, usually not very long. (genbar1:title/1)
  - YVs** is a list of **vectors**. (basic\_props:list/2)
  - genbar1:axis\_limit(YMax) (genbar1:axis\_limit/1)
  - genbar1:axis\_limit(YMin) (genbar1:axis\_limit/1)
  - LAtts** is a list of **attributess**. (basic\_props:list/2)
  - Footer** is a text (an atom) describing the footer of the graph. (genbar1:footer/1)
  - gengraph1:smooth(Smooth) (gengraph1:smooth/1)

**scattergraph\_b1/8:**

PREDICATE

```
scattergraph_b1(Header,GTtitle,XTtitle,XVector,YTtitle,YVectors,PAtts,Footer)
```

Apart from the features brought up at the beginning of the chapter, the scatter graph displayed invoking this predicate has the following characteristics:

- The plotting area background color is black.
- The cross hairs color is white.
- The axes limits are determined from the data.

Example:

```
scattergraph_b1('This is the header text',
 'Graph_title',
 'xaxistitle',
 [10,15,20],
 'yaxistitle',
 [[10,35,20],[15,11,21]],
 [['element1','Blue','Yellow'],['element2','Turquoise','Plum']],
 'footer').
```

**Usage:**

- *The following properties should hold at call time:*
  - Header** is a text (an atom) describing the header of the graph. (genbar1:header/1)
  - GTtitle** is a text (an atom) to be used as label, usually not very long. (genbar1:title/1)
  - XTtitle** is a text (an atom) to be used as label, usually not very long. (genbar1:title/1)
  - gengraph1:vector(XVector) (gengraph1:vector/1)
  - YTtitle** is a text (an atom) to be used as label, usually not very long. (genbar1:title/1)
  - YVectors** is a list of **vectors**. (basic\_props:list/2)
  - PAtts** is a list of **attributess**. (basic\_props:list/2)
  - Footer** is a text (an atom) describing the footer of the graph. (genbar1:footer/1)

**scattergraph\_b1/12:**

PREDICATE

```
scattergraph_b1(Header,GT,XT,XV,XMax,XMin,YT,YVs,YMax,YMin,PAtts,Footer)
```

The particular features related to this predicate are described below:

- The plotting area background color is black.
- The cross hairs color is white.
- You can set the minimum and maximum limits of the axes. Data outside the limits will not be plotted.

Example:

```
scattergraph_b1('This is the header text',
 'Graph_title',
 'xaxistitle',
 [20,10,59],
 50,
 -,
 'yaxistitle',
 [[10,35,40],[25,50,60]],
 50,
 -,
 [['point dataset1','Blue','Yellow'],['point dataset2']],
 'footer').
```

**Usage:**

- *The following properties should hold at call time:*

Header is a text (an atom) describing the header of the graph. (genbar1:header/1)  
 GT is a text (an atom) to be used as label, usually not very long. (genbar1:title/1)  
 XT is a text (an atom) to be used as label, usually not very long. (genbar1:title/1)  
 gengraph1:vector(XV) (gengraph1:vector/1)  
 genbar1:axis\_limit(XMax) (genbar1:axis\_limit/1)  
 genbar1:axis\_limit(XMin) (genbar1:axis\_limit/1)  
 YT is a text (an atom) to be used as label, usually not very long. (genbar1:title/1)  
 YVs is a list of vectors. (basic\_props:list/2)  
 genbar1:axis\_limit(YMax) (genbar1:axis\_limit/1)  
 genbar1:axis\_limit(YMin) (genbar1:axis\_limit/1)  
 PAtts is a list of **attributess**. (basic\_props:list/2)  
 Footer is a text (an atom) describing the footer of the graph. (genbar1:footer/1)

**scattergraph\_w1/8:**

PREDICATE

```
scattergraph_w1(Header,GT,XT,XVector,YT,YVectors,PAtts,Footer)
```

This predicate is quite similar to `scattergraph_b1/8` except in the following:

- The plotting area background color is black.
- The cross hairs color is white.
- If the user does not fix the points colors, they will be chosen among the lighter ones.

Example:

```
scattergraph_w1('This is the header text',
 'Graph_title',
 'xaxistitle',
```

```
[20,10,59],
'yaxixtitle',
[[10,35,40],[25,20,60]],
[['e1','Blue','Green'],['e2','MediumVioletRed','Plum']],
'footer').
```

**Usage:**

- *The following properties should hold at call time:*

Header is a text (an atom) describing the header of the graph. (genbar1:header/1)  
 GT is a text (an atom) to be used as label, usually not very long. (genbar1:title/1)  
 XT is a text (an atom) to be used as label, usually not very long. (genbar1:title/1)  
 gengraph1:vector(XVector) (gengraph1:vector/1)  
 YT is a text (an atom) to be used as label, usually not very long. (genbar1:title/1)  
 YVectors is a list of vectors. (basic\_props:list/2)  
 PAtts is a list of **attributess**. (basic\_props:list/2)  
 Footer is a text (an atom) describing the footer of the graph. (genbar1:footer/1)

**scattergraph\_w1/12:**

PREDICATE

```
scattergraph_w1(Header,GT,XT,XV,XMax,XMin,YT,YVs,YMax,YMin,PAtts,Footer)
```

This predicate is quite similar to `scattergraph1_b1/13`, the differences between them are listed below:

- The plotting area background color is white.
- The cross hairs color is black.

**Example:**

```
scattergraph_w1('This is the header text',
'Graph_title',
'xaxistitle',
[20,10,59],
150,
5,
'yaxixtitle',
[[10,35,40],[25,20,60]],
-,
-10,
[['e1','Blue','Yellow'],['e2','MediumTurquoise','Plum']],
'footer').
```

**Usage:**

- *The following properties should hold at call time:*

Header is a text (an atom) describing the header of the graph. (genbar1:header/1)  
 GT is a text (an atom) to be used as label, usually not very long. (genbar1:title/1)  
 XT is a text (an atom) to be used as label, usually not very long. (genbar1:title/1)  
 gengraph1:vector(XV) (gengraph1:vector/1)  
 genbar1:axis\_limit(XMax) (genbar1:axis\_limit/1)  
 genbar1:axis\_limit(XMin) (genbar1:axis\_limit/1)  
 YT is a text (an atom) to be used as label, usually not very long. (genbar1:title/1)  
 YVs is a list of vectors. (basic\_props:list/2)

```

genbar1:axis_limit(YMax) (genbar1:axis_limit/1)
genbar1:axis_limit(YMin) (genbar1:axis_limit/1)
PAtts is a list of attributess. (basic_props:list/2)
Footer is a text (an atom) describing the footer of the graph. (genbar1:footer/1)

```

**vector/1:** REGTYPE

```

vector(X) :-
 list(X,number).

```

The type vector defines a list of numbers (integers or floats).

**smooth/1:** REGTYPE

```

smooth(Smooth)
 smooth(linear).
 smooth(cubic).
 smooth(quadratic).
 smooth(step).

```

Specifies how connecting segments are drawn between data points. If **Smooth** is **linear**, a single line segment is drawn, connecting both data points. When **Smooth** is **step**, two line segments will be drawn, the first line is a horizontal line segment that steps the next X-coordinate and the second one is a vertical line, moving to the next Y-coordinate. Both **cubic** and **quadratic** generate multiple segments between data points. If **cubic** is used, the segments are generated using a cubic spline. If **quadratic**, a quadratic spline is used. The default is linear.

**attributes/1:** REGTYPE

```

attributes([ElementName]) :-
 atomic(ElementName).
attributes([ElementName,OutLine,Color]) :-
 atomic(ElementName),
 color(OutLine),
 color(Color).
attributes([ElementName,Symbol,Size]) :-
 atomic(ElementName),
 symbol(Symbol),
 size(Size).
attributes([ElementName,OutLine,Color,Symbol,Size]) :-
 atomic(ElementName),
 color(OutLine),
 color(Color),
 symbol(Symbol),
 size(Size).

```

Each line or point dataset in the graph has its own attributes, which are defined by this type. The name of the dataset, specified in the **ElementName** argument, may be either a number or an atom. The second argument is the color of a thin line around each point in the dataset and the **Color** argument is the points and lines color. Both **OutLine** and **Color** must be a valid color (see available values in **color/1**), otherwise a random color

according to the plot background color will be selected. The `Symbol` must be a valid symbol and the `Size` must be a number. Be careful if you want to specify the `Symbol` and the `Size`, otherwise the predicate will not work as you expect. If you don't select a symbol and a size for a dataset the default values will be square and 1 pixel.

**symbol/1:** REGTYPE

```
symbol(Symbol)
 symbol(square).
 symbol(circle).
 symbol(diamond).
 symbol(plus).
 symbol(cross).
 symbol(splus).
 symbol(scross).
 symbol(triangle).
```

`Symbol` stands for the shape of the points whether in scatter graphs or in line graphs.

**size/1:** REGTYPE

```
size(Size)
 size(Size) :-
 number(Size).
```

`Size` stands for the size in pixels of the points whether in scatter graphs or in line graphs.



## 182 Line graph widgets

**Author(s):** Isabel Martín García.

This module defines predicates which show line graph widgets. All eight predicates exported by this module plot two-variable data. Each point is defined by its X-Y coordinate values. Every predicate share the following features:

- A dataset is defined by three lists `xvector`, `yvector` and `attributes`. The arguments named `XVectors` (or `XVs`), `YVectors` (or `YVs`) and `LAtts`<sup>1</sup> contain this information. Those arguments must be lists whose elements are also lists. The first dataset is defined by the first element of the three lists, the second dataset is defined by the second element of the three lists and so on.
- Numeric values for the vector elements are needed. We will use two vectors to represent the X-Y coordinates of each set of data plotted. In these predicates the vectors can have different number of points. However, the number of elements in `xvector` and `yvector` that pertain to a certain dataset must be, obviously, equal.
- The active line color is blue, which means that when you select a legend element, the corresponding line turns into navyblue.
- The user can either select the appearance for the lines and the points or not. See the `attributes/1` type definition. Thus, the user can call each predicate in different ways.
- The graph has a legend and one entry (symbol and label) per dataset.
- If you do not want to display text in the elements header, `barchart` title, `xaxis` title, `yaxis` title or footer, simply give `' '` as the value of the argument.
- The predicates check whether the format of the arguments is correct as well. The testing process involves some verifications. If one or both vectors are empty, the exception `error2` will be thrown. If the vectors contains elements but are not correct, the exception `error4` will be thrown.

### 182.1 Usage and interface (`gengraph2`)

- **Library usage:**  

```
:- use_module(library(gengraph2)).
```
- **Exports:**
  - *Predicates:*  
`graph_b2/9`, `graph_b2/13`, `graph_w2/9`, `graph_w2/13`, `scattergraph_b2/8`,  
`scattergraph_b2/12`, `scattergraph_w2/8`, `scattergraph_w2/12`.
- **Imports:**
  - *System library modules:*  
`chartlib/gengraph1`, `chartlib/genbar1`, `chartlib/bltclass`, `chartlib/color_pattern`,  
`chartlib/test_format`, `chartlib/install_utils`, `lists`, `random/random`.
  - *Packages:*  
`prelude`, `nonpure`, `assertions`, `regtypes`, `isomodes`.

<sup>1</sup> In scatter graphs the attribute that contains the features of a point dataset is `PAtts`.



## 182.2 Documentation on exports (gengraph2)

### graph\_b2/9:

PREDICATE

`graph_b2(Header, GTitle, XTitle, XVectors, YTitle, YVectors, LAtts, Footer, Sm)`

Besides the features mentioned at the beginning of the module chapter, the displayed graph generated calling this predicate has the following distinguish characteristics:

- The plotting area background color is black.
- The cross hairs color is white.
- The axis limits are determined from the data.

Example:

```
graph_b2('This is the header text',
 'Graph_title',
 'xaxistitle',
 [[20,30,59],[25,50]],
 'yaxixtitle',
 [[10,35,40],[25,50]],
 [['line1','Blue','Yellow'],['line2']],
 'footer',
 'natural').
```

Usage:

- *The following properties should hold at call time:*

Header is a text (an atom) describing the header of the graph. (genbar1:header/1)

GTitle is a text (an atom) to be used as label, usually not very long. (genbar1:title/1)

XTitle is a text (an atom) to be used as label, usually not very long. (genbar1:title/1)

XVectors is a list of vectors. (basic\_props:list/2)

YTitle is a text (an atom) to be used as label, usually not very long. (genbar1:title/1)

YVectors is a list of vectors. (basic\_props:list/2)

LAtts is a list of attributess. (basic\_props:list/2)

Footer is a text (an atom) describing the footer of the graph. (genbar1:footer/1)

gengraph1:smooth(Sm) (gengraph1:smooth/1)

### graph\_b2/13:

PREDICATE

`graph_b2(Header, GT, XT, XVs, XMax, XMin, YT, YVs, YMax, YMin, LAtts, Footer, Smooth)`

In addition to the features brought up at the beginning of the module chapter, this graph has the following:

- The plotting area background color is black.
- The cross hairs color is white.
- You can set the maximum and minimum values for the graph axes.

Example:

```
graph_b2('This is the header text',
 'Graph_title',
 'xaxistitle',
 [[20,10,59],[15,30,35]],
 50,
```

```

-,
'yaxixtitle',
[[10,35,40],[25,50,60]],
50.5,

-,
[['line1','Blue','Yellow'],['line','MediumTurquoise','Plum']],
'footer',
'step').

```

**Usage:**

- *The following properties should hold at call time:*

Header is a text (an atom) describing the header of the graph. (genbar1:header/1)  
 GT is a text (an atom) to be used as label, usually not very long. (genbar1:title/1)  
 XT is a text (an atom) to be used as label, usually not very long. (genbar1:title/1)  
 XVs is a list of vectors. (basic\_props:list/2)  
 genbar1:axis\_limit(XMax) (genbar1:axis\_limit/1)  
 genbar1:axis\_limit(XMin) (genbar1:axis\_limit/1)  
 YT is a text (an atom) to be used as label, usually not very long. (genbar1:title/1)  
 YVs is a list of vectors. (basic\_props:list/2)  
 genbar1:axis\_limit(YMax) (genbar1:axis\_limit/1)  
 genbar1:axis\_limit(YMin) (genbar1:axis\_limit/1)  
 LAtts is a list of attributess. (basic\_props:list/2)  
 Footer is a text (an atom) describing the footer of the graph. (genbar1:footer/1)  
 gengraph1:smooth(Smooth) (gengraph1:smooth/1)

**graph\_w2/9:**

PREDICATE

```
graph_w2(Header,GT,XT,XVectors,YTitle,YVectors,LAtts,Footer,Smooth)
```

This predicate is quite similar to graph\_b2/9. The difference lies in the graph appearance, as you can see below.

- The plotting area background color is white.
- The cross hairs color is black.

Example:

```

graph_w2('This is the header text',
'Graph_title',
'xaxistitle',
[[10,30,59],[25,50]],
'yaxixtitle',
[[10,35,40],[25,40]],
[['element1','Blue','DarkOrchid'],['element2','DarkOliveGreen',
'Firebrick']],
'footer',
'natural').

```

**Usage:**

- *The following properties should hold at call time:*

Header is a text (an atom) describing the header of the graph. (genbar1:header/1)  
 GT is a text (an atom) to be used as label, usually not very long. (genbar1:title/1)

**XT** is a text (an atom) to be used as label, usually not very long. (genbar1:title/1)  
**XVectors** is a list of vectors. (basic\_props:list/2)  
**YTitle** is a text (an atom) to be used as label, usually not very long. (genbar1:title/1)  
**YVectors** is a list of vectors. (basic\_props:list/2)  
**LAtts** is a list of **attributess**. (basic\_props:list/2)  
**Footer** is a text (an atom) describing the footer of the graph. (genbar1:footer/1)  
**gengraph1:smooth(Smooth)** (gengraph1:smooth/1)

**graph\_w2/13:**

PREDICATE

**graph\_w2(Header,GT,XT,XV,XMax,XMin,YT,YVs,YMax,YMin,LAtts,Footer,Smooth)**

This predicate is comparable to **graph\_b2/13**. The differences lie in the plot background color and in the cross hairs color, wich are white and black respectively.

Example:

```

graph_w2('This is the header text',
 'Graph_title',
 'xaxistitle',
 [[10,30,59],[10,35,40]],
 80,
 -,
 'yaxixtitle',
 [[10,35,40],[25,50,60]],
 50,
 -,
 [['element1','Blue','Green'],['element2','Turquoise','Black']],
 'footer',
 'linear').

```

**Usage:**

- *The following properties should hold at call time:*

**Header** is a text (an atom) describing the header of the graph. (genbar1:header/1)  
**GT** is a text (an atom) to be used as label, usually not very long. (genbar1:title/1)  
**XT** is a text (an atom) to be used as label, usually not very long. (genbar1:title/1)  
**XV** is a list of vectors. (basic\_props:list/2)  
**genbar1:axis\_limit(XMax)** (genbar1:axis\_limit/1)  
**genbar1:axis\_limit(XMin)** (genbar1:axis\_limit/1)  
**YT** is a text (an atom) to be used as label, usually not very long. (genbar1:title/1)  
**YVs** is a list of vectors. (basic\_props:list/2)  
**genbar1:axis\_limit(YMax)** (genbar1:axis\_limit/1)  
**genbar1:axis\_limit(YMin)** (genbar1:axis\_limit/1)  
**LAtts** is a list of **attributess**. (basic\_props:list/2)  
**Footer** is a text (an atom) describing the footer of the graph. (genbar1:footer/1)  
**gengraph1:smooth(Smooth)** (gengraph1:smooth/1)

**scattergraph\_b2/8:**

PREDICATE

```
scattergraph_b2(Header,GT,XT,XVectors,YT,YVectors,PAtts,Footer)
```

Apart from the features brought up at the beginning of the chapter, the scatter graph displayed when invoking this predicate has the following features:

- The plotting area background color is black.
- The cross hairs color is white.
- The axis limits are determined from the data.

Example:

```
scattergraph_b2('This is the header text',
 'Graph_title',
 'xaxistitle',
 [[10,15,20],[8,30,40]],
 'yaxixtitle',
 [[10,35,20],[15,11,21]],
 [['element1','Blue','Yellow'],['element2','MediumTurquoise','Plum']],
 'footer').
```

Usage:

- *The following properties should hold at call time:*

Header is a text (an atom) describing the header of the graph. (genbar1:header/1)  
 GT is a text (an atom) to be used as label, usually not very long. (genbar1:title/1)  
 XT is a text (an atom) to be used as label, usually not very long. (genbar1:title/1)  
 XVectors is a list of vectors. (basic\_props:list/2)  
 YT is a text (an atom) to be used as label, usually not very long. (genbar1:title/1)  
 YVectors is a list of vectors. (basic\_props:list/2)  
 PAtts is a list of attributess. (basic\_props:list/2)  
 Footer is a text (an atom) describing the footer of the graph. (genbar1:footer/1)

**scattergraph\_b2/12:**

PREDICATE

```
scattergraph_b2(Header,GT,XT,XVs,XMax,XMin,YT,YVs,YMax,YMin,PAtts,Footer)
```

The particular features related to this predicate are described below:

- The plotting area background color is black.
- The cross hairs color is white.
- You can set the minimum and maximum limits of the axes. Data outside the limits will not be plotted.

Example:

```
scattergraph_b2('This is the header text',
 'Graph_title',
 'xaxistitle',
 [[20,30,50],[18,40,59]],
 50,
 -,
 'yaxixtitle',
 [[10,35,40],[25,50,60]],
 50,
 -,
```

```
[['point dataset1'], ['point dataset2']],
'footer').
```

**Usage:**

- *The following properties should hold at call time:*

**Header** is a text (an atom) describing the header of the graph. (genbar1:header/1)  
**GT** is a text (an atom) to be used as label, usually not very long. (genbar1:title/1)  
**XT** is a text (an atom) to be used as label, usually not very long. (genbar1:title/1)  
**XVs** is a list of **vectors**. (basic\_props:list/2)  
genbar1:axis\_limit(XMax) (genbar1:axis\_limit/1)  
genbar1:axis\_limit(XMin) (genbar1:axis\_limit/1)  
**YT** is a text (an atom) to be used as label, usually not very long. (genbar1:title/1)  
**YVs** is a list of **vectors**. (basic\_props:list/2)  
genbar1:axis\_limit(YMax) (genbar1:axis\_limit/1)  
genbar1:axis\_limit(YMin) (genbar1:axis\_limit/1)  
**PAtts** is a list of **attributess**. (basic\_props:list/2)  
**Footer** is a text (an atom) describing the footer of the graph. (genbar1:footer/1)

**scattergraph\_w2/8:**

PREDICATE

```
scattergraph_w2(Header, GTitle, XTitle, XVs, YTitle, YVs, PAtts, Footer)
```

This predicate is quite similar to `scattergraph_w1/8` except in the following:

- The plotting area background color is black.
- The cross hairs color is white.
- If the user do not provide the colors of the points, they will be chosen among the lighter ones.

**Example:**

```
scattergraph_w2('This is the header text',
'Graph_title',
'xaxistitle',
[[20,30,40,15,30,35,20,30]],
'yaxistitle',
[[10,30,40,25,20,25,20,25]],
[['set1', 'cross', 4]],
'footer').
```

**Usage:**

- *The following properties should hold at call time:*

**Header** is a text (an atom) describing the header of the graph. (genbar1:header/1)  
**GTitle** is a text (an atom) to be used as label, usually not very long. (genbar1:title/1)  
**XTitle** is a text (an atom) to be used as label, usually not very long. (genbar1:title/1)  
gengraph1:vector(XVs) (gengraph1:vector/1)  
**YTitle** is a text (an atom) to be used as label, usually not very long. (genbar1:title/1)  
**YVs** is a list of **vectors**. (basic\_props:list/2)  
**PAtts** is a list of **attributess**. (basic\_props:list/2)  
**Footer** is a text (an atom) describing the footer of the graph. (genbar1:footer/1)

**scattergraph\_w2/12:**

PREDICATE

```
scattergraph_w2(Header,GT,XT,XVs,XMax,XMin,YT,YVs,YMax,YMin,PAtts,Footer)
```

This predicate is comparable to `scattergraph_w2/13`, the differences between them are listed below:

- The plotting area background color is white.
- The cross hairs color is black.

Example:

```
scattergraph_w2('This is the header text',
 'Graph_title',
 'xaxistitle',
 [[20,10,59],[15,30,50]],
 150,
 5,
 'yaxixtitle',
 [[10,35,40],[25,20,60]],
 -,
 -10,
 [['e1','Blue','Yellow'],['e2','MediumTurquoise','Plum']],
 'footer').
```

**Usage:**

- *The following properties should hold at call time:*

**Header** is a text (an atom) describing the header of the graph. (genbar1:header/1)  
**GT** is a text (an atom) to be used as label, usually not very long. (genbar1:title/1)  
**XT** is a text (an atom) to be used as label, usually not very long. (genbar1:title/1)  
**XVs** is a list of vectors. (basic\_props:list/2)  
**genbar1:axis\_limit(XMax)** (genbar1:axis\_limit/1)  
**genbar1:axis\_limit(XMin)** (genbar1:axis\_limit/1)  
**YT** is a text (an atom) to be used as label, usually not very long. (genbar1:title/1)  
**YVs** is a list of vectors. (basic\_props:list/2)  
**genbar1:axis\_limit(YMax)** (genbar1:axis\_limit/1)  
**genbar1:axis\_limit(YMin)** (genbar1:axis\_limit/1)  
**PAtts** is a list of **attributess**. (basic\_props:list/2)  
**Footer** is a text (an atom) describing the footer of the graph. (genbar1:footer/1)



## 183 Multi barchart widgets

**Author(s):** Isabel Martín García.

This module defines predicates which show barchart widgets. These bar charts are somewhat different from the bar charts generated by the predicates in modules `genbar1`, `genbar2`, `genbar3` and `genbar4`. Predicates in the present module show different features of each dataset element in one chart at the same time. Each bar chart element is a group of bars, and the element features involve three vectors defined as follows:

- `xvector` is a list containing the names (atoms) of the bars (`n` elements). Each bar group will be displayed at uniform intervals.
- `yvector` is a list that contains `m` sublists, each one is composed of `n` elements. The `i`-sublist contains the `y`-values of the `i`-`BarAttribute` element for all of the `XVector` elements.
- `bar_attributes` is a list containing the appearance features of the bars (`m` elements). Each element of the list can be partial or complete, which means that you can define as bar attributes only the element name or by setting the element name, its background and foreground color and its stipple pattern.

Other relevant aspects about this widgets are:

- If you don't want to display text in the elements header, barchart title, xaxis title, yaxis title or footer, simply type `''` as the value of the argument.
- The bar chart has a legend, and one entry (symbol and label) per feature group bar.
- The user can either select the appearance of the bars (background color, foreground color and stipple style) or not. See the `multibar_attribute` type definition.
- Data points can have their bar segments displayed in one of the following modes: stacked, aligned, overlapped or overlaid. They user can change the mode clicking in the checkboxes associated to each mode.
- The predicates test whether the format of the arguments is correct. If one or both vectors are empty, the exception `error2` will be thrown. If the vectors contains elements but are not correct, the exception `error5` or `error6` will be thrown, depending on what is incorrect. `error5` means that `XVector` and each element of `YVector` do not contain the same number of elements or that `YVector` and `BarsAtt` do not contain the same number of elements, while `error6` indicates that not all the `BarsAtt` elements contain a correct number of attributes.

The examples will help you to understand how these predicates should be called.

### 183.1 Usage and interface (`genmultibar`)

- **Library usage:**  
`:- use_module(library(genmultibar)).`
- **Exports:**
  - *Predicates:*  
`multibarchart/8, multibarchart/10.`
- **Imports:**
  - *System library modules:*  
`chartlib/genbar1, chartlib/bltclass, chartlib/color_pattern,`  
`chartlib/test_format, chartlib/install_utils, lists, random/random.`
  - *Packages:*  
`prelude, nonpure, assertions, regtypes, isomodes.`



## 183.2 Documentation on exports (genmultibar)

### multibarchart/8:

PREDICATE

`multibarchart(Header,BTitle,XTitle,XVector,YTitle,BarsAtts,YVector,Footer)`

The x axis limits are autoarrange. The user can call the predicate in two ways. In the first example the user sets the appearance of the bars, in the second one the appearance features will be chosen by the library.

Example1:

```
multibarchart('This is the Header text',
 'My BarchartTitle',
 'Processors',
 ['processor1','processor2','processor3','processor4'],
 'Time (seconds)',
 [['setup time','MediumTurquoise','Plum','pattern2'],
 ['sleep time','Blue','Green','pattern5'],
 ['running time','Yellow','Plum','pattern1']],
 [[20,30,40,50],[10,8,5,35],[60,100,20,50]],
 'This is the Footer text').
```

Example2:

```
multibarchart('This is the Header text',
 'My BarchartTitle',
 'Processors',
 ['processor1','processor2','processor3','processor4'],
 'Time (seconds)',
 [['setup time'],['sleep time'],['running time']],
 [[20,30,40,50],[10,8,5,35],[60,100,20,50]],
 'This is the Footer text').
```

Usage:

- *The following properties should hold at call time:*

Header is a text (an atom) describing the header of the graph. (genbar1:header/1)  
 BTitle is a text (an atom) to be used as label, usually not very long. (genbar1:title/1)  
 XTitle is a text (an atom) to be used as label, usually not very long. (genbar1:title/1)  
 XVector is a list of xelements. (basic\_props:list/2)  
 YTitle is a text (an atom) to be used as label, usually not very long. (genbar1:title/1)  
 BarsAtts is a list of multibar\_attributes. (basic\_props:list/2)  
 YVector is a list of yelements. (basic\_props:list/2)  
 Footer is a text (an atom) describing the footer of the graph. (genbar1:footer/1)

### multibarchart/10:

PREDICATE

`multibarchart(Header,BT,XT,XVector,YT,BAtts,YVector,YMax,YMin,Footer)`

This predicate is quite similar to `multibarchart/8`, except in that you can choose limits in the y axis. The part of the bars placed outside the limits will not be plotted.

Example2:

```
multibarchart('This is the Header text',
 'My BarchartTitle',
 'Processors',
```

```

['processor1', 'processor2', 'processor3', 'processor4'],
'Time (seconds)',
[['setup time'], ['sleep time'], ['running time']],
[[20,30,40,50], [10,8,5,35], [60,100,20,50]],
[80],
[0],
'This is the Footer text').

```

**Usage:**

- *The following properties should hold at call time:*

Header is a text (an atom) describing the header of the graph. (genbar1:header/1)  
 BT is a text (an atom) to be used as label, usually not very long. (genbar1:title/1)  
 XT is a text (an atom) to be used as label, usually not very long. (genbar1:title/1)  
 XVector is a list of xelements. (basic\_props:list/2)  
 YT is a text (an atom) to be used as label, usually not very long. (genbar1:title/1)  
 BAtts is a list of multibar\_attributes. (basic\_props:list/2)  
 YVector is a list of yelements. (basic\_props:list/2)  
 genbar1:axis\_limit(YMax) (genbar1:axis\_limit/1)  
 genbar1:axis\_limit(YMin) (genbar1:axis\_limit/1)  
 Footer is a text (an atom) describing the footer of the graph. (genbar1:footer/1)

### 183.3 Documentation on internals (genmultibar)

#### multibar\_attribute/1:

REGTYPE

```

multibar_attribute([LegendElement]) :-
 atomic(LegendElement).
multibar_attribute([LegendElement,ForegroundColor,BackgroundColor,StipplePattern])
 atom(LegendElement),
 color(ForegroundColor),
 color(BackgroundColor),
 pattern(StipplePattern).

```

Defines the attributes of each feature bar along the different datasets.

#### LegendElement

Legend element name. It may be a number or an atom. Every LegendElement value of the list must be unique.

#### ForegroundColor

It sets the Foreground color of the bar. Its value must be a valid color, otherwise the system will throw an exception. If the argument value is a variable, it gets instantiated to a color chosen by the library.

#### BackgroundColor

It sets the Background color of the bar. Its value must be a valid color, otherwise the system will throw an exception. If the argument value is a variable, it gets instantiated to a color chosen by the library.

#### StipplePattern

It sets the stipple of the bar. Its value must be a valid pattern, otherwise the system will throw an exception. If the argument value is a variable, it gets instantiated to a pattern chosen by the library.

**xelement/1:**

REGTYPE

```
xelement(Label) :-
 atomic(Label).
```

This type defines a dataset label. Although `Label` values may be numbers, they will be treated as atoms. So it will be displayed at uniform intervals along the x axis.

## 184 table\_widget1 (library)

**Author(s):** Isabel Martín García.

In addition to the features explained in the introduction, the predicates exported by this module depict tables in which the font weight for the table elements is bold.

If the arguments are not in a correct format the exception `error8` will be thrown.

### 184.1 Usage and interface (table\_widget1)

- **Library usage:**  
`:- use_module(library(table_widget1)).`
- **Exports:**
  - *Predicates:*  
`tablewidget1/4, tablewidget1/5.`
  - *Regular Types:*  
`table/1, image/1.`
- **Imports:**
  - *System library modules:*  
`chartlib/genbar1, chartlib/bltclass, chartlib/test_format,`  
`chartlib/install_utils, lists.`
  - *Packages:*  
`prelude, nonpure, assertions, regtypes, isomodes.`

### 184.2 Documentation on exports (table\_widget1)

#### tablewidget1/4:

PREDICATE

`tablewidget1(Title,Header,ElementTable,Footer)`

Shows a regular table in a window. The user does not choose a background image.

Example:

```
tablewidget1('This is the title',
 'Header text',
 [['Number of processors','8'], ['Average processors','95'],
 ['Average Tasks per fork','7.5']],
 'Footer text').
```

#### Usage:

- *The following properties should hold at call time:*

`Title` is a text (an atom) to be used as label, usually not very long. (genbar1:title/1)

`Header` is a text (an atom) describing the header of the graph. (genbar1:header/1)

`table_widget1:table(ElementTable)` (table\_widget1:table/1)

`Footer` is a text (an atom) describing the footer of the graph. (genbar1:footer/1)

**tablewidget1/5:** PREDICATE

```
tablewidget1(Title,Header,ElementTable,Footer,BackgroundImage)
```

Shows a regular table in a window. The user must set a background image. See the `image/1` type definition.

Example:

```
tablewidget1('This is the title',
 'Header text',
 [['Number of processors','8'],['Average processors','95'],
 ['Average Tasks per fork','7.5']],
 'Footer text',
 './images/rain.gif')
```

**Usage:**

- *The following properties should hold at call time:*

**Title** is a text (an atom) to be used as label, usually not very long. (genbar1:title/1)

**Header** is a text (an atom) describing the header of the graph. (genbar1:header/1)

`table_widget1:table(ElementTable)` (table\_widget1:table/1)

**Footer** is a text (an atom) describing the footer of the graph. (genbar1:footer/1)

`table_widget1:image(BackgroundImage)` (table\_widget1:image/1)

**table/1:** REGTYPE

A table is a list of rows, each row must contain the same number of elements, otherwise the table wouldn't be regular and an exception will be thrown by the library. The rows list may not be empty.

```
table([X]) :-
 row(X).
table([X|Xs]) :-
 row(X),
 table(Xs).
```

**image/1:** REGTYPE

Some predicates allow the user to set the widget background image, whose is what this type is intended for. The user has to take into account the following restrictions:

- The image must be in gif format.
- The file path must be absolute.

### 184.3 Documentation on internals (table\_widget1)

**row/1:** REGTYPE

```
row([X]) :-
 cell_value(X).
row([X|Xs]) :-
 cell_value(X),
 row(Xs).
```

Each row is a list of elements whose type is `cell_value/1`. A row cannot be an empty list, as you can see in the definition type.

**row/1:** REGTYPE

```
row([X]) :-
 cell_value(X).
row([X|Xs]) :-
 cell_value(X),
 row(Xs).
```

Each row is a list of elements whose type is `cell_value/1`. A row cannot be an empty list, as you can see in the definition type.

**cell\_value/1:** REGTYPE

This type defines the possible values that a table element have. If any cell value is `''`, the cell will be displayed empty.

```
cell_value(X) :-
 atomic(X).
```



## 185 table\_widget2 (library)

**Author(s):** Isabel Martín García.

In addition to the features explained in the introduction, predicates exported by this module display tables in which the font weight for the elements placed in the first row is bold. The remaining elements are in medium weight font.

If the arguments are not in a correct format the exception `error8` will be thrown.

### 185.1 Usage and interface (table\_widget2)

- **Library usage:**  
`:- use_module(library(table_widget2)).`
- **Exports:**
  - *Predicates:*  
`tablewidget2/4, tablewidget2/5.`
- **Imports:**
  - *System library modules:*  
`chartlib/genbar1, chartlib/bltclass, chartlib/table_widget1,  
chartlib/test_format, chartlib/install_utils, lists.`
  - *Packages:*  
`prelude, nonpure, assertions, regtypes, isomodes.`

### 185.2 Documentation on exports (table\_widget2)

#### tablewidget2/4:

PREDICATE

`tablewidget2(Title,Header,ElementTable,Footer)`

Shows a regular table in a window. The system sets a default background image for the widget.

Example:

```
tablewidget2('COM Features',
 'Extracted from "Inside COM" book ',
 [['Feature', 'Rich people', 'Bean Plants', 'C++', 'COM'],
 ['Edible', 'Yes', 'Yes', 'No', 'No'],
 ['Supports inheritance', 'Yes', 'Yes', 'Yes', 'Yes and No'],
 ['Can run for President', 'Yes', 'No', 'No', 'No']],
 'What do you think about COM?')
```

**Usage:**

- *The following properties should hold at call time:*

`Title` is a text (an atom) to be used as label, usually not very long. (genbar1:title/1)

`Header` is a text (an atom) describing the header of the graph. (genbar1:header/1)

`table_widget1:table(ElementTable)` (table\_widget1:table/1)

`Footer` is a text (an atom) describing the footer of the graph. (genbar1:footer/1)



**tablewidget2/5:**

PREDICATE

```
tablewidget2(Title,Header,ElementTable,Footer,BackgroundImage)
```

This predicate and `tablewidget2/4` are quite similar, except that in the already one defined you must set the background image.

Example:

```
tablewidget2('COM Features',
 'Extracted from "Inside COM" book ',
 [['Feature','Rich people','Bean Plants','C++','COM'],
 ['Edible','Yes','Yes','No','No'],
 ['Supports inheritance','Yes','Yes','Yes','Yes and No'],
 ['Can run for President','Yes','No','No','No']],
 'What do you think about COM?',
 './images/rain.gif').
```

**Usage:**

- *The following properties should hold at call time:*

**Title** is a text (an atom) to be used as label, usually not very long. (genbar1:title/1)

**Header** is a text (an atom) describing the header of the graph. (genbar1:header/1)

**table\_widget1:table**(ElementTable) (table\_widget1:table/1)

**Footer** is a text (an atom) describing the footer of the graph. (genbar1:footer/1)

**table\_widget1:image**(BackgroundImage) (table\_widget1:image/1)

## 186 table\_widget3 (library)

**Author(s):** Isabel Martín García.

The predicates exported by this module display data in a regular table, as we brought up in the introduction. Both predicates have in common that the font weight for the elements placed in the first column is bold and the remaining elements are in medium font weight.

If the arguments are not in a correct format the exception `error8` will be thrown.

### 186.1 Usage and interface (table\_widget3)

- **Library usage:**  
`:- use_module(library(table_widget3)).`
- **Exports:**
  - *Predicates:*  
`tablewidget3/4, tablewidget3/5.`
- **Imports:**
  - *System library modules:*  
`chartlib/genbar1, chartlib/bltclass, chartlib/table_widget1,  
chartlib/test_format, chartlib/install_utils, lists.`
  - *Packages:*  
`prelude, nonpure, assertions, regtypes, isomodes.`

### 186.2 Documentation on exports (table\_widget3)

#### tablewidget3/4:

PREDICATE

`tablewidget3(Title,Header,ElementTable,Footer)`

Shows a regular table in a window. The user does not choose a background image.

Example:

```
tablewidget3('This is the title',
 'Header text',
 [['Number of processors','8'], ['Average processors','95'],
 ['Tasks per fork','7.5']],
 'Footer text').
```

**Usage:**

- *The following properties should hold at call time:*

`Title` is a text (an atom) to be used as label, usually not very long. (genbar1:title/1)

`Header` is a text (an atom) describing the header of the graph. (genbar1:header/1)

`table_widget1:table(ElementTable)` (table\_widget1:table/1)

`Footer` is a text (an atom) describing the footer of the graph. (genbar1:footer/1)

**tablewidget3/5:**

PREDICATE

```
tablewidget3(Title,Header,ElementTable,Footer,BackgroundImage)
```

Shows a regular table in a window. The user must set a background image.

Example:

```
tablewidget3('This is the title',
 'Header text',
 [['Number of processors','8'],['Average processors','95'],
 ['Average Tasks per fork','7.5']],
 'Footer text',
 './images/rain.gif')
```

**Usage:**

- *The following properties should hold at call time:*

Title is a text (an atom) to be used as label, usually not very long. (genbar1:title/1)

Header is a text (an atom) describing the header of the graph. (genbar1:header/1)

table\_widget1:table(ElementTable) (table\_widget1:table/1)

Footer is a text (an atom) describing the footer of the graph. (genbar1:footer/1)

table\_widget1:image(BackgroundImage) (table\_widget1:image/1)

## 187 table\_widget4 (library)

**Author(s):** Isabel Martín García.

In addition to the features explained in the introduction, predicates exported by this module display tables in which the font weight for the elements placed in the first row and column is bold. The remaining elements are in medium weight font.

If the arguments are not in a correct format the exception `error8` will be thrown.

### 187.1 Usage and interface (table\_widget4)

- **Library usage:**  
`:- use_module(library(table_widget4)).`
- **Exports:**
  - *Predicates:*  
`tablewidget4/4, tablewidget4/5.`
- **Imports:**
  - *System library modules:*  
`chartlib/genbar1, chartlib/bltclass, chartlib/table_widget1,  
chartlib/test_format, chartlib/install_utils, lists.`
  - *Packages:*  
`prelude, nonpure, assertions, regtypes, isomodes.`

### 187.2 Documentation on exports (table\_widget4)

#### tablewidget4/4:

PREDICATE

`tablewidget4(Title,Header,ElementTable,Footer)`

Shows a regular table in a window. The system sets a default background image for the widget.

Example:

```
tablewidget4('Some sterEUTypes',
 'Source: Eurostat yearbook, 1999',
 [['Country','Adult alcohol intake per year (litres)',
 'Cigarettes smoked per day per adult',
 'Suicides per 100000 people'],
 ['Finland','8.4','2.2','26.3'], ['Spain','11.4','5.3','7.5'],
 ['Austria','11.9','4.6','20.7'], ['Britain','9.4','4.2','7.1'],
 ['USA','4.7','4.9','13'], ['European Union','11.1','4.5','11.9']],
 'This is part of the published table').
```

**Usage:**

- *The following properties should hold at call time:*  
**Title** is a text (an atom) to be used as label, usually not very long. (genbar1:title/1)  
**Header** is a text (an atom) describing the header of the graph. (genbar1:header/1)  
**table\_widget1:table**(ElementTable) (table\_widget1:table/1)  
**Footer** is a text (an atom) describing the footer of the graph. (genbar1:footer/1)

**tablewidget4/5:**

PREDICATE

```
tablewidget4(Title,Header,ElementTable,Footer,BackgroundImage)
```

This predicate and `tablewidget4/4` are comparable, except that in the already defined you must set the background image.

Example:

```
tablewidget4('Some sterEUtypes',
 'Source: Eurostat yearbook, 1999',
 [['Country','Adult alcohol intake per year (litres)',
 'Cigarettes smoked per day per adult',
 'Suicides per 100000 people'],
 ['Finland','8.4','2.2','26.3'], ['Spain','11.4','5.3','7.5'],
 ['Austria','11.9','4.6','20.7'], ['Britain','9.4','4.2','7.1'],
 ['USA','4.7','4.9','13'], ['European Union','11.1','4.5','11.9']],
 'This is part of the published table',
 './images/rain.gif').
```

**Usage:**

– *The following properties should hold at call time:*

**Title** is a text (an atom) to be used as label, usually not very long. (genbar1:title/1)

**Header** is a text (an atom) describing the header of the graph. (genbar1:header/1)

**table\_widget1:table**(ElementTable) (table\_widget1:table/1)

**Footer** is a text (an atom) describing the footer of the graph. (genbar1:footer/1)

**table\_widget1:image**(BackgroundImage) (table\_widget1:image/1)

## 188 test\_format (library)

**Author(s):** Isabel Martín García.

Most of the predicates exported by this module perform some checks to determine whether the arguments attain some conditions or not. In the second case an exception will be thrown. To catch the exceptions you can use the following metapredicates when invoking chartlib exported predicates:

- `chartlib_text_error_protect/1`
- `chartlib_text_error_protect/1`

Both metapredicates are defined in the `chartlib_errhandle` module that comes with this library. Some of the predicates have a `Predicate` argument which will be used in case of error to show which chartlib predicate causes the error.

### 188.1 Usage and interface (test\_format)

- **Library usage:**  
`:- use_module(library(test_format)).`
- **Exports:**
  - *Predicates:*  
`equalnumber/3, not_empty/4, not_empty/3, check_sublist/4, valid_format/4, vectors_format/4, valid_vectors/4, valid_attributes/2, valid_table/2.`
- **Imports:**
  - *System library modules:*  
`lists.`
  - *Packages:*  
`prelude, nonpure, assertions, regtypes, isomodes.`

### 188.2 Documentation on exports (test\_format)

**equalnumber/3:** PREDICATE

`equalnumber(X,Y,Predicate)`

Test whether the list `X` and the list `Y` contain the same number of elements.

**Usage:**

- *The following properties should hold at call time:*

`X` is a list. (basic\_props:list/1)

`Y` is a list. (basic\_props:list/1)

`Predicate` is a term which represents a goal, i.e., an atom or a structure. (basic\_props:callable/1)

**not\_empty/4:** PREDICATE

`not_empty(X,Y,Z,Predicate)`

Tests whether at least one the lists `X`, `Y` or `Z` are empty.

**Usage:**

- *The following properties should hold at call time:*
  - X is a list. (basic\_props:list/1)
  - Y is a list. (basic\_props:list/1)
  - Z is a list. (basic\_props:list/1)
  - Predicate** is a term which represents a goal, i.e., an atom or a structure. (basic\_props:callable/1)

**not\_empty/3:** PREDICATE

`not_empty(X,Y,Predicate)`

Tests whether the lists X or Y are empty.

**Usage:**

- *The following properties should hold at call time:*
  - X is a list. (basic\_props:list/1)
  - Y is a list. (basic\_props:list/1)
  - Predicate** is a term which represents a goal, i.e., an atom or a structure. (basic\_props:callable/1)

**check\_sublist/4:** PREDICATE

`check_sublist(List,Number,Number,Predicate)`

Tests if the number of elements in each sublist of List is Number1 or Number2.

**Usage:**

- *The following properties should hold at call time:*
  - List is a list. (basic\_props:list/1)
  - Number is currently instantiated to an integer. (term\_typing:integer/1)
  - Number is currently instantiated to an integer. (term\_typing:integer/1)
  - Predicate** is an atom. (basic\_props:atom/1)

**valid\_format/4:** PREDICATE

`valid_format(XVector,YVector,BarsAttributes,Predicate)`

Tests the following restrictions:

- The XVector number of elements is the same as each YVector sublist number of elements.
- The YVector length is equal to BarsAttributes length.

**Usage:**

- *The following properties should hold at call time:*
  - XVector is a list. (basic\_props:list/1)
  - YVector is a list. (basic\_props:list/1)
  - BarsAttributes is a list. (basic\_props:list/1)
  - Predicate** is a term which represents a goal, i.e., an atom or a structure. (basic\_props:callable/1)

**vectors\_format/4:**

PREDICATE

`vectors_format(XVector, YVectors, LinesAttributes, Predicate)`

Tests the following conditions:

- `YVectors` list and `LinesAttributes` list have the same number of elements.
- `XVector` list and each `YVectors` element have the same number of elements.
- Each sublist of `LinesAttributes` is composed of 5, 3 or 1 elements.

**Usage:**– *The following properties should hold at call time:*`XVector` is a list. (basic\_props:list/1)`YVectors` is a list. (basic\_props:list/1)`LinesAttributes` is a list. (basic\_props:list/1)`Predicate` is a term which represents a goal, i.e., an atom or a structure. (basic\_props:callable/1)**valid\_vectors/4:**

PREDICATE

`valid_vectors(XVector, YVectors, LinesAttributes, Predicate)`

Tests the following conditions:

- `XVector` list, `YVectors` list and `LinesAttributes` list have the same number of elements.
- Each sublist of `LinesAttributes` is composed of 5, 3 or 1 element.

**Usage:**– *The following properties should hold at call time:*`XVector` is a list. (basic\_props:list/1)`YVectors` is a list. (basic\_props:list/1)`LinesAttributes` is a list. (basic\_props:list/1)`Predicate` is a term which represents a goal, i.e., an atom or a structure. (basic\_props:callable/1)**valid\_attributes/2:**

PREDICATE

`valid_attributes(BarsAttributes, Predicate)`Check if each `BarsAttributes` element is a list composed of one or four elements.**Usage:**– *The following properties should hold at call time:*`BarsAttributes` is a list. (basic\_props:list/1)`Predicate` is a term which represents a goal, i.e., an atom or a structure. (basic\_props:callable/1)**valid\_table/2:**

PREDICATE

`valid_table(ElementTable, Predicate)`All of the `ElementTable` sublists have the same number of elements and are not empty.**Usage:**



- *The following properties should hold at call time:*

**ElementTable** is a list.

(basic\_props:list/1)

**Predicate** is a term which represents a goal, i.e., an atom or a structure.

(basic\_props:callable/1)

## 189 Doubly linked lists

**Author(s):** David Trallero Mena.

This library implements "doubly linked" lists, in the sense that they can be traversed in both directions with good complexity. An index is used for referencing the current element in the list. This index can be modified by the *next* and *prev* predicates. The value of the current index can be obtained via the *top* predicate

### 189.1 Usage and interface (ddlist)

- **Library usage:**
  - `:- use_module(library(ddlist)).`
- **Exports:**
  - *Predicates:*
    - `null_ddlist/1, create_from_list/2, to_list/2, next/2, prev/2, insert/3,`
    - `insert_top/3, insert_after/3, insert_begin/3, insert_end/3, delete/2,`
    - `delete_top/2, delete_after/2, remove_all_elements/3, top/2, rewind/2,`
    - `forward/2, length/2, length_next/2, length_prev/2, ddlist_member/2.`
  - *Regular Types:*
    - `ddlist/1.`
- **Imports:**
  - *System library modules:*
    - `lists.`
  - *Packages:*
    - `prelude, nonpure, assertions, regtypes, isomodes.`

### 189.2 Documentation on exports (ddlist)

**null\_ddlist/1:** PREDICATE

**Usage:** `null_ddlist(A)`

`NullList` is an empty `ddlist`.

- *The following properties should hold at call time:*

`A` is a free variable.

(term\_typing:var/1)

- *The following properties should hold upon exit:*

`A` is a "doubly linked" list.

(ddlist:ddlist/1)

**create\_from\_list/2:** PREDICATE

**Usage:** `create_from_list(List,DDList)`

Creates a doubly linked list from normal list `List`.

- *The following properties should hold at call time:*

`List` is a list.

(basic\_props:list/1)

`DDList` is a free variable.

(term\_typing:var/1)

- *The following properties should hold upon exit:*  
DDList is a "doubly linked" list. (ddlist:ddlist/1)

**to\_list/2:** PREDICATE

**Usage:** to\_list(DDList,List)

Converts from doubly linked list to list.

- *The following properties should hold at call time:*  
DDList is a "doubly linked" list. (ddlist:ddlist/1)  
List is a free variable. (term\_typing:var/1)
- *The following properties should hold upon exit:*  
List is a list. (basic\_props:list/1)

**next/2:** PREDICATE

**Usage:** next(OldList,NewList)

NewList is OldList but index is set to the element following the current element of OldList. It satisfies next(A,B), prev(B,A).

- *The following properties should hold at call time:*  
OldList is a "doubly linked" list. (ddlist:ddlist/1)  
NewList is a "doubly linked" list. (ddlist:ddlist/1)

**prev/2:** PREDICATE

**Usage:** prev(OldList,NewList)

NewList is OldList but index is set to the element before the current element of OldList.

- *The following properties should hold at call time:*  
OldList is a "doubly linked" list. (ddlist:ddlist/1)  
NewList is a "doubly linked" list. (ddlist:ddlist/1)

**insert/3:** PREDICATE

**Usage:** insert(List,Element,NewList)

NewList is like List but with Element inserted **before** the current index. It satisfies insert(X , A , Xp) , delete(Xp , X).

- *The following properties should hold at call time:*  
List is a "doubly linked" list. (ddlist:ddlist/1)  
Element is any term. (basic\_props:term/1)  
NewList is a "doubly linked" list. (ddlist:ddlist/1)

**insert\_top/3:** PREDICATE

**Usage:** insert\_top(List,Element,NewList)

Put Element as new top of NewList and push the rest of elements after it. It satisfies top(NewList , element)

– *The following properties should hold at call time:*

`List` is a "doubly linked" list. (ddlist:ddlist/1)

`Element` is any term. (basic\_props:term/1)

`NewList` is a "doubly linked" list. (ddlist:ddlist/1)

### **insert\_after/3:**

PREDICATE

**Usage:** `insert_after(List,Element,NewList)`

`NewList` is like `List` but with `Element` inserted **after** the current index. It satisfies `insert_after(X, A, Xp)`, `delete_after(Xp, X)`.

– *The following properties should hold at call time:*

`List` is a "doubly linked" list. (ddlist:ddlist/1)

`Element` is any term. (basic\_props:term/1)

`NewList` is a "doubly linked" list. (ddlist:ddlist/1)

### **insert\_begin/3:**

PREDICATE

**Usage:** `insert_begin(List,Element,NewList)`

`NewList` is like `List` with `Element` as first element.

– *The following properties should hold at call time:*

`List` is a "doubly linked" list. (ddlist:ddlist/1)

`Element` is any term. (basic\_props:term/1)

`NewList` is a "doubly linked" list. (ddlist:ddlist/1)

### **insert\_end/3:**

PREDICATE

**Usage:** `insert_end(List,Element,NewList)`

`NewList` is like `List` with `Element` as last element.

– *The following properties should hold at call time:*

`List` is a "doubly linked" list. (ddlist:ddlist/1)

`Element` is any term. (basic\_props:term/1)

`NewList` is a "doubly linked" list. (ddlist:ddlist/1)

### **delete/2:**

PREDICATE

**Usage:** `delete(OldList,NewList)`

`NewList` does not have the previous element (`top(prev)`) of `OldList`.

– *The following properties should hold at call time:*

`OldList` is a "doubly linked" list. (ddlist:ddlist/1)

`NewList` is a "doubly linked" list. (ddlist:ddlist/1)

- delete\_top/2:** PREDICATE  
**Usage:** delete\_top(OldList,NewList)  
 NewList does not have the current element (top) of OldList.  
 – *The following properties should hold at call time:*  
   OldList is a "doubly linked" list. (ddlist:ddlist/1)  
   NewList is a "doubly linked" list. (ddlist:ddlist/1)
- delete\_after/2:** PREDICATE  
**Usage:** delete\_after(OldList,NewList)  
 NewList does not have next element to current element (top) of OldList.  
 – *The following properties should hold at call time:*  
   OldList is a "doubly linked" list. (ddlist:ddlist/1)  
   NewList is a "doubly linked" list. (ddlist:ddlist/1)
- remove\_all\_elements/3:** PREDICATE  
**Usage:** remove\_all\_elements(OldList,E,NewList)  
 Remove all elements that unify with E from OldList. NewList is the result of this operation. The pointer is not modified unless there it is pointing at element that unifies with E.  
 – *The following properties should hold at call time:*  
   OldList is a "doubly linked" list. (ddlist:ddlist/1)  
   E is currently a term which is not a free variable. (term\_typing:nonvar/1)  
 – *The following properties should hold upon exit:*  
   NewList is a "doubly linked" list. (ddlist:ddlist/1)
- top/2:** PREDICATE  
**Usage:** top(List,Element)  
 Element is the element pointed by index.  
 – *The following properties should hold at call time:*  
   List is a "doubly linked" list. (ddlist:ddlist/1)  
   Element is any term. (basic\_props:term/1)
- rewind/2:** PREDICATE  
**Usage:** rewind(OldList,NewList)  
 NewList is the OldList but index is set to 0.  
 – *The following properties should hold at call time:*  
   OldList is a "doubly linked" list. (ddlist:ddlist/1)  
   NewList is a "doubly linked" list. (ddlist:ddlist/1)

- forward/2:** PREDICATE  
**Usage:** `forward(OldList,NewList)`  
`NewList` is the `OldList` but index is set to length of `NewList`.  
 – *The following properties should hold at call time:*  
   `OldList` is a "doubly linked" list. (ddlist:ddlist/1)  
   `NewList` is a "doubly linked" list. (ddlist:ddlist/1)
- length/2:** PREDICATE  
**Usage:** `length(List,Len)`  
`Len` is the length of the `List`  
 – *The following properties should hold at call time:*  
   `List` is a "doubly linked" list. (ddlist:ddlist/1)  
   `Len` is an integer. (basic\_props:int/1)
- length\_next/2:** PREDICATE  
**Usage:** `length_next(List,Len)`  
`Len` is the length from the current index till the end.  
 – *The following properties should hold at call time:*  
   `List` is a "doubly linked" list. (ddlist:ddlist/1)  
   `Len` is an integer. (basic\_props:int/1)
- length\_prev/2:** PREDICATE  
**Usage:** `length_prev(List,Len)`  
`Len` is the length from the beginning till the current index.  
 – *The following properties should hold at call time:*  
   `List` is a "doubly linked" list. (ddlist:ddlist/1)  
   `Len` is an integer. (basic\_props:int/1)
- ddlist/1:** REGTYPE  
**Usage:** `ddlist(X)`  
`X` is a "doubly linked" list.
- ddlist\_member/2:** PREDICATE  
**Usage:** `ddlist_member(X,DDLlist)`  
 Success if `X` is member of `DDLlist`. `X` first unifies with elements of the forward list, i.e. from the top till the end, and later with elements from the top to the beginning.  
 – *The following properties should hold at call time:*  
   `X` is any term. (basic\_props:term/1)  
   `DDLlist` is a "doubly linked" list. (ddlist:ddlist/1)

### 189.3 Other information (ddlist)

Two simple examples of the use of the ddlist library package follow.

#### 189.3.1 Using insert\_after

```
:- module(dd11 , _ , []).

:- use_module(library(ddlist)).

main(A,B):-
 % L = []
 null_ddlist(L),
 % L = [1]
 insert_after(L , 1 , L1),
 % L = [1,2]
 insert_after(L1 , 2 , L2),
 % L = [1,3,2]
 insert_after(L2 , 3 , L3),
 % L = [1,3,2] => A = [1]
 top(L3 , A),
 % L = [3,2]
 next(L3 , PL3),
 % L = [3,2] => A = [3]
 top(PL3 , B).
```

#### 189.3.2 More Complex example

```
:- module(dd12 , _ , []).

:- use_module(library(ddlist)).

main(A,B):-
 % L = []
 null_ddlist(L),
 % L = [1]
 insert_after(L , 1 , L1),
 % L = [1,2]
 insert_after(L1 , 2 , L2),
 % L = [1,2]
 insert(L2 , 3 , L3),
 % L = [3,1,2]
 prev(L3 , PL3),
 % L = [],
 forward(PL3 , FOR),
 % L = [2]
 prev(FOR , FOR1),
 % L = [2] => A = 2
 top(FOR1 , A),
 % L = [1,2]
 prev(FOR1 , FOR2),
```

```
% L = [2]
delete_after(FOR2 , FOR3),
% L = [3,2]
prev(FOR3, FOR4),
% L = [3,2] => B = 3
top(FOR4 , B).
```





## 190 Ciao bindings for ZeroMQ messaging library

**Author(s):** Dragan Ivanovic (idragan@clip.dia.fi.upm.es).

Access to the basic ZMQ (<http://www.zeromq.org/>) functionality from Ciao Prolog

### 190.1 Usage and interface (zeromq)

- **Library usage:**
  - `:- use_module(library(zeromq)).`
- **Exports:**
  - *Predicates:*
    - `zmq_init/0, zmq_term/0, zmq_socket/2, zmq_close/1, zmq_bind/2, zmq_connect/2,`
    - `zmq_subscribe/3, zmq_unsubscribe/3, zmq_send/4, zmq_recv/5, zmq_multipart_`
    - `pending/2, zmq_poll/3, zmq_device/3, zmq_error_check/1, zmq_errors/1, zmq_`
    - `send_multipart/3, zmq_recv_multipart/4, zmq_send_terms/3, zmq_recv_terms/4,`
    - `demo_responder/0, demo_requester/1, demo_requester/2.`
- **Imports:**
  - *System library modules:*
    - `foreign_interface/foreign_interface_properties, lists, write, zeromq/term_`
    - `ser.`
  - *Packages:*
    - `prelude, nonpure, assertions, foreign_`
    - `interface, basicmodes, regtypes, foreign_interface(foreign_interface_ttrs),`
    - `foreign_interface(foreign_interface_ops).`

### 190.2 Documentation on exports (zeromq)

**zmq\_init/0:** PREDICATE

**(True) Usage:**

Initializes the ZMQ context for the current thread. This is done automatically on any call to ZMQ routines that require the context.

- *The following properties hold globally:*

The Prolog predicate `PrologName` is implemented using the foreign function `ForeignName`.  
(foreign\_interface\_properties:foreign/2)

**zmq\_term/0:** PREDICATE

**(True) Usage:**

Terminates the ZMQ context for the current thread. Previously attempts to close all open sockets.

- *The following property hold globally:*

The Prolog predicate `PrologName` is implemented using the foreign function `ForeignName`.  
(foreign\_interface\_properties:foreign/2)

**zmq\_socket/2:** PREDICATE**(True) Usage:** `zmq_socket(SocketAtom,TypeAtom)`

Creates a new socket named by atom `SocketAtom`. `TypeAtom` corresponds to a ZMQ socket type. It can be one of: `req`, `rep`, `pub`, `sub`, `push`, `pull`, `pair`, `router`, `dealer`. No other socket must be associated with `SocketAtom` at the time of calling.

– *Calls should, and exit will be compatible with:*

`SocketAtom` is an atom. (basic\_props:atm/1)

`TypeAtom` is an atom. (basic\_props:atm/1)

– *The following properties should hold at call time:*

`SocketAtom` is currently ground (it contains no variables). (term\_typing:ground/1)

`TypeAtom` is currently ground (it contains no variables). (term\_typing:ground/1)

– *The following properties hold upon exit:*

`SocketAtom` is currently ground (it contains no variables). (term\_typing:ground/1)

`TypeAtom` is currently ground (it contains no variables). (term\_typing:ground/1)

– *The following properties hold globally:*

The Prolog predicate `PrologName` is implemented using the foreign function `ForeignName`. (foreign\_interface\_properties:foreign/2)

**zmq\_close/1:** PREDICATE**(True) Usage:** `zmq_close(SocketAtom)`

Closes socket identified with the atom `SocketAtom`.

– *Calls should, and exit will be compatible with:*

`SocketAtom` is an atom. (basic\_props:atm/1)

– *The following properties should hold at call time:*

`SocketAtom` is currently ground (it contains no variables). (term\_typing:ground/1)

– *The following properties hold upon exit:*

`SocketAtom` is currently ground (it contains no variables). (term\_typing:ground/1)

– *The following properties hold globally:*

The Prolog predicate `PrologName` is implemented using the foreign function `ForeignName`. (foreign\_interface\_properties:foreign/2)

**zmq\_bind/2:** PREDICATE**(True) Usage:** `zmq_bind(SocketAtom,Endpoint)`

Binds socket `SocketAtom` to the given `Endpoint` address. Addresses are strings of the form “tcp://HOST:PORT”, or “ipc://ENDPOINT”, or “inproc://IDENTIFIER”. See ZMQ documentation for more details. A socket can be simultaneously bound to several endpoints.

– *Calls should, and exit will be compatible with:*

`SocketAtom` is an atom. (basic\_props:atm/1)

`Endpoint` is a string (a list of character codes). (basic\_props:string/1)

– *The following properties should hold at call time:*

`SocketAtom` is currently ground (it contains no variables). (term\_typing:ground/1)

`Endpoint` is currently ground (it contains no variables). (term\_typing:ground/1)

- *The following properties hold upon exit:*  
**SocketAtom** is currently ground (it contains no variables). (term\_typing:ground/1)  
**Endpoint** is currently ground (it contains no variables). (term\_typing:ground/1)
- *The following properties hold globally:*  
 The Prolog predicate **PrologName** is implemented using the foreign function **ForeignName**. (foreign\_interface\_properties:foreign/2)

**zmq\_connect/2:**

PREDICATE

**(True) Usage:** `zmq_connect(SocketAtom,Endpoint)`

Connects socket to the given endpoint. See `zmq_bind/2` for more details. A socket can be simultaneously connected to several endpoints.

- *Calls should, and exit will be compatible with:*  
**SocketAtom** is an atom. (basic\_props:atm/1)  
**Endpoint** is a string (a list of character codes). (basic\_props:string/1)
- *The following properties should hold at call time:*  
**SocketAtom** is currently ground (it contains no variables). (term\_typing:ground/1)  
**Endpoint** is currently ground (it contains no variables). (term\_typing:ground/1)
- *The following properties hold upon exit:*  
**SocketAtom** is currently ground (it contains no variables). (term\_typing:ground/1)  
**Endpoint** is currently ground (it contains no variables). (term\_typing:ground/1)
- *The following properties hold globally:*  
 The Prolog predicate **PrologName** is implemented using the foreign function **ForeignName**. (foreign\_interface\_properties:foreign/2)

**zmq\_subscribe/3:**

PREDICATE

**(True) Usage:** `zmq_subscribe(SocketAtom,Len,Prefix)`

Subscribes socket **SocketAtom** of type **sub** to listen for messages that start with the given **Prefix** byte list of size **Len**. A **sub** socket *must* be subscribed to receive messages, even if the prefix is an empty list. If **Size**<0, the actual size will be the length of **Prefix**, otherwise at most **Size** bytes from **Prefix** will be used. If **Size**>**length(Prefix)**, the remaining bytes will be zeroes.

- *Calls should, and exit will be compatible with:*  
**SocketAtom** is an atom. (basic\_props:atm/1)  
**Len** is an integer. (basic\_props:int/1)  
**Prefix** is any term. The foreign interface passes it to C functions as a general term. (foreign\_interface\_properties:any\_term/1)
- *The following properties should hold at call time:*  
**SocketAtom** is currently ground (it contains no variables). (term\_typing:ground/1)  
**Len** is currently ground (it contains no variables). (term\_typing:ground/1)  
**Prefix** is currently ground (it contains no variables). (term\_typing:ground/1)
- *The following properties hold upon exit:*  
**SocketAtom** is currently ground (it contains no variables). (term\_typing:ground/1)  
**Len** is currently ground (it contains no variables). (term\_typing:ground/1)  
**Prefix** is currently ground (it contains no variables). (term\_typing:ground/1)

- *The following properties hold globally:*  
The Prolog predicate `PrologName` is implemented using the foreign function `ForeignName`.  
(foreign\_interface\_properties:foreign/2)

**zmq\_unsubscribe/3:**

PREDICATE

**(True) Usage:** `zmq_unsubscribe(SocketAtom,Len,Prefix)`

Removes subscription previously established with `zmq_subscribe/3`. If `Size<0`, the actual size will be the length of `Prefix`, otherwise at most `Size` bytes from `Prefix` will be used. If `Size>length(Prefix)`, the remaining bytes will be zeroes.

- *Calls should, and exit will be compatible with:*  
  - `SocketAtom` is an atom. (basic\_props:atm/1)
  - `Len` is an integer. (basic\_props:int/1)
  - `Prefix` is any term. The foreign interface passes it to C functions as a general term. (foreign\_interface\_properties:any\_term/1)
- *The following properties should hold at call time:*  
  - `SocketAtom` is currently ground (it contains no variables). (term\_typing:ground/1)
  - `Len` is currently ground (it contains no variables). (term\_typing:ground/1)
  - `Prefix` is currently ground (it contains no variables). (term\_typing:ground/1)
- *The following properties hold upon exit:*  
  - `SocketAtom` is currently ground (it contains no variables). (term\_typing:ground/1)
  - `Len` is currently ground (it contains no variables). (term\_typing:ground/1)
  - `Prefix` is currently ground (it contains no variables). (term\_typing:ground/1)
- *The following properties hold globally:*  
The Prolog predicate `PrologName` is implemented using the foreign function `ForeignName`.  
(foreign\_interface\_properties:foreign/2)

**zmq\_send/4:**

PREDICATE

**(True) Usage:** `zmq_send(SocketAtom,Size,ByteList,Options)`

Sends a list of bytes `ByteList` of size `Size` over socket `SocketAtom` using the list of options `Options`. Possible options are: `noblock` to send in background, and `sndmore` to signify that more message parts will follow. If `Size<0`, the actual size will be the length of `ByteList`, otherwise at most `Size` bytes from `ByteList` will be used. If `Size>length(ByteList)`, the remaining bytes will be zeroes.

- *Calls should, and exit will be compatible with:*  
  - `SocketAtom` is an atom. (basic\_props:atm/1)
  - `Size` is an integer. (basic\_props:int/1)
  - `ByteList` is any term. The foreign interface passes it to C functions as a general term. (foreign\_interface\_properties:any\_term/1)
  - `Options` is any term. The foreign interface passes it to C functions as a general term. (foreign\_interface\_properties:any\_term/1)
- *The following properties should hold at call time:*  
  - `SocketAtom` is currently ground (it contains no variables). (term\_typing:ground/1)
  - `Size` is currently ground (it contains no variables). (term\_typing:ground/1)
  - `ByteList` is currently ground (it contains no variables). (term\_typing:ground/1)
  - `Options` is currently ground (it contains no variables). (term\_typing:ground/1)

- *The following properties hold upon exit:*
  - `SocketAtom` is currently ground (it contains no variables). (term\_typing:ground/1)
  - `Size` is currently ground (it contains no variables). (term\_typing:ground/1)
  - `ByteList` is currently ground (it contains no variables). (term\_typing:ground/1)
  - `Options` is currently ground (it contains no variables). (term\_typing:ground/1)
- *The following properties hold globally:*
  - The Prolog predicate `PrologName` is implemented using the foreign function `ForeignName`. (foreign\_interface\_properties:foreign/2)

**zmq\_rcv/5:**

PREDICATE

**(True) Usage:** `zmq_rcv(SocketAtom,Maybe,Size,ByteList,Options)`

Reads a message (or a message part) from socket `SocketAtom` using list of options `Options`. The only valid option is currently `noblock`, which returns without waiting for a message to arrive. On exit, `Maybe` is set to either `none` (if no message was read), or to `some` if some message (part) was read. `Size` tells the number of bytes read, and `ByteList` is the list of bytes read.

- *Calls should, and exit will be compatible with:*
  - `SocketAtom` is an atom. (basic\_props:atom/1)
  - `Maybe` is any term. The foreign interface passes it to C functions as a general term. (foreign\_interface\_properties:any\_term/1)
  - `Size` is an integer. (basic\_props:int/1)
  - `ByteList` is a list of bytes. (foreign\_interface\_properties:byte\_list/1)
  - `Options` is any term. The foreign interface passes it to C functions as a general term. (foreign\_interface\_properties:any\_term/1)
- *The following properties should hold at call time:*
  - `SocketAtom` is currently ground (it contains no variables). (term\_typing:ground/1)
  - `Options` is currently ground (it contains no variables). (term\_typing:ground/1)
- *The following properties hold upon exit:*
  - `SocketAtom` is currently ground (it contains no variables). (term\_typing:ground/1)
  - `Maybe` is currently ground (it contains no variables). (term\_typing:ground/1)
  - `Size` is currently ground (it contains no variables). (term\_typing:ground/1)
  - `ByteList` is currently ground (it contains no variables). (term\_typing:ground/1)
  - `Options` is currently ground (it contains no variables). (term\_typing:ground/1)
- *The following properties hold globally:*
  - The Prolog predicate `PrologName` is implemented using the foreign function `ForeignName`. (foreign\_interface\_properties:foreign/2)
  - The result of the foreign function that implements the Prolog predicate `Name` is unified with the Prolog variable `Maybe`. Cannot be used without `foreign/1` or `foreign/2`. (foreign\_interface\_properties:returns/2)
  - For predicate `zmq_rcv(SocketAtom,Maybe,Size,ByteList,Options)`, the size of the argument of type `byte_list/1`, `ByteList`, is given by the argument of type integer `Size`. (foreign\_interface\_properties:size\_of/3)

**zmq\_multipart\_pending/2:** PREDICATE**(True) Usage:** `zmq_multipart_pending(SocketName,Result)`

Checks whether there are more parts from the same multipart message waiting to be read on the socket `SocketAtom`. `Result` is set to either `some` or `none`.

- *Calls should, and exit will be compatible with:*

`SocketName` is an atom. (basic\_props:atom/1)

`Result` is any term. The foreign interface passes it to C functions as a general term. (foreign\_interface\_properties:any\_term/1)

- *The following properties should hold at call time:*

`SocketName` is currently ground (it contains no variables). (term\_typing:ground/1)

- *The following properties hold upon exit:*

`SocketName` is currently ground (it contains no variables). (term\_typing:ground/1)

`Result` is currently ground (it contains no variables). (term\_typing:ground/1)

- *The following properties hold globally:*

The Prolog predicate `PrologName` is implemented using the foreign function `ForeignName`. (foreign\_interface\_properties:foreign/2)

The result of the foreign function that implements the Prolog predicate `Name` is unified with the Prolog variable `Result`. Cannot be used without `foreign/1` or `foreign/2`. (foreign\_interface\_properties:returns/2)

**zmq\_poll/3:** PREDICATE**(True) Usage:** `zmq_poll(SocketList,Timeout,Result)`

Polls sockets from the list `SocketList` for incoming messages. `Timeout` defines how long to wait in microseconds: 0 means immediate return, and -1 means indefinite waiting. `Result` is a sublist of sockets from `SocketList` that have pending messages.

- *Calls should, and exit will be compatible with:*

`SocketList` is any term. The foreign interface passes it to C functions as a general term. (foreign\_interface\_properties:any\_term/1)

`Timeout` is an integer. (basic\_props:int/1)

`Result` is any term. The foreign interface passes it to C functions as a general term. (foreign\_interface\_properties:any\_term/1)

- *The following properties should hold at call time:*

`SocketList` is currently ground (it contains no variables). (term\_typing:ground/1)

`Timeout` is currently ground (it contains no variables). (term\_typing:ground/1)

- *The following properties hold upon exit:*

`SocketList` is currently ground (it contains no variables). (term\_typing:ground/1)

`Timeout` is currently ground (it contains no variables). (term\_typing:ground/1)

`Result` is currently ground (it contains no variables). (term\_typing:ground/1)

- *The following properties hold globally:*

The Prolog predicate `PrologName` is implemented using the foreign function `ForeignName`. (foreign\_interface\_properties:foreign/2)

The result of the foreign function that implements the Prolog predicate `Name` is unified with the Prolog variable `Result`. Cannot be used without `foreign/1` or `foreign/2`. (foreign\_interface\_properties:returns/2)

**zmq\_device/3:**

PREDICATE

**(True) Usage:** `zmq_device(DevType,Frontend,Backend)`

Starts a ZMQ “device” of type `DevType` with front-end socket `Frontend` and back-end socket `Backend`. `DevType` must be `queue`, `forwarder` or `streamer`. The front-end and the back-end sockets must be previously set up with correct socket types and bound/connected to their respective endpoints.

- *Calls should, and exit will be compatible with:*

`DevType` is an atom. (basic\_props:atm/1)

`Frontend` is an atom. (basic\_props:atm/1)

`Backend` is an atom. (basic\_props:atm/1)

- *The following properties should hold at call time:*

`DevType` is currently ground (it contains no variables). (term\_typing:ground/1)

`Frontend` is currently ground (it contains no variables). (term\_typing:ground/1)

`Backend` is currently ground (it contains no variables). (term\_typing:ground/1)

- *The following properties hold upon exit:*

`DevType` is currently ground (it contains no variables). (term\_typing:ground/1)

`Frontend` is currently ground (it contains no variables). (term\_typing:ground/1)

`Backend` is currently ground (it contains no variables). (term\_typing:ground/1)

- *The following properties hold globally:*

The Prolog predicate `PrologName` is implemented using the foreign function `ForeignName`. (foreign\_interface\_properties:foreign/2)

**zmq\_error\_check/1:**

PREDICATE

**(True) Usage:** `zmq_error_check(Maybe)`

Checks whether errors occurred in the previous `zmq_XXX` operations. `Maybe` is set either to `none` or to `some`

- *Calls should, and exit will be compatible with:*

`Maybe` is any term. The foreign interface passes it to C functions as a general term. (foreign\_interface\_properties:any\_term/1)

- *The following properties hold upon exit:*

`Maybe` is currently ground (it contains no variables). (term\_typing:ground/1)

- *The following properties hold globally:*

The Prolog predicate `PrologName` is implemented using the foreign function `ForeignName`. (foreign\_interface\_properties:foreign/2)

The result of the foreign function that implements the Prolog predicate `Name` is unified with the Prolog variable `Maybe`. Cannot be used without `foreign/1` or `foreign/2`. (foreign\_interface\_properties:returns/2)

**zmq\_errors/1:**

PREDICATE

**(True) Usage:** `zmq_errors(ErrorList)`

Retrieves and clears the list of errors (latest first) that have accumulated as the result of the previous `zmq_XXX` calls. Each list element has the form `error(Errno, Reason, Socket)`, where `Errno` is a numeric error code, `Reason` is an atom describing the context of the error, and `Socket` is the name of socket in relation to which the error has occurred. For an error that has occurred in `zmq_poll/3` `Socket` is `''`.



- *Calls should, and exit will be compatible with:*  
**ErrorList** is any term. The foreign interface passes it to C functions as a general term. (foreign\_interface\_properties:any\_term/1)
- *The following properties hold upon exit:*  
**ErrorList** is currently ground (it contains no variables). (term\_typing:ground/1)
- *The following properties hold globally:*  
 The Prolog predicate **PrologName** is implemented using the foreign function **ForeignName**. (foreign\_interface\_properties:foreign/2)  
 The result of the foreign function that implements the Prolog predicate **Name** is unified with the Prolog variable **ErrorList**. Cannot be used without **foreign/1** or **foreign/2**. (foreign\_interface\_properties:returns/2)

**zmq\_send\_multipart/3:**

PREDICATE

**Usage:** `zmq_send_multipart(SocketAtom,Parts,Options)`

Sends a multipart message over socket **SocketAtom** using option list **Options** (the only usable option is currently **noblock**). **Parts** is a (ground, proper) list of elements of the form **Size:ByteList** or **ByteList**. In the latter case, the size is calculated using **length/2**.

- *Call and exit should be compatible with:*  
**SocketAtom** is an atom. (basic\_props:atm/1)  
**Parts** is a list. (basic\_props:list/1)  
**Options** is a list of atms. (basic\_props:list/2)

**zmq\_rcv\_multipart/4:**

PREDICATE

**Usage:** `zmq_rcv_multipart(SocketAtom,Maybe,Parts,Options)`

Receives a multipart message over socket **SocketAtom** using option list **Option** (the only usable option is currently **noblock**). **Maybe** is set either to **none** (no message parts read) or to **some** (some message parts read). **Parts** contains the message parts in the format **Size:ByteList**

- *Call and exit should be compatible with:*  
**SocketAtom** is an atom. (basic\_props:atm/1)  
**Maybe** is an atom. (basic\_props:atm/1)  
**Parts** is a list. (basic\_props:list/1)  
**Options** is a list. (basic\_props:list/1)

**zmq\_send\_terms/3:**

PREDICATE

Sends a list of terms over the given sockets. The terms are serialized before sending.

**Usage:** `zmq_send_terms(SocketAtom,Terms,Options)`

Send list of terms **Terms** over socket **SocketAtom** using options **Options**. The meaning of **Options** is the same as in `zmq_send_multipart/3`.

- *Call and exit should be compatible with:*  
**SocketAtom** is an atom. (basic\_props:atm/1)  
**Terms** is a list. (basic\_props:list/1)  
**Options** is a list of atms. (basic\_props:list/2)

**zmq\_recv\_terms/4:** PREDICATE

Receives a list of terms from the given socket sent using `zmq_send_terms/3`

**Usage:** `zmq_recv_terms(SocketAtom,Maybe,Terms,Options)`

Receive list of terms `Terms` over socket `SocketAtom`. The meaning of `Maybe` and `Options` is the same as in `zmq_send_multipart/3`. Each list item of `Terms` is constructed using a disjoint set of free variables.

– *Call and exit should be compatible with:*

`SocketAtom` is an atom. (basic\_props:atom/1)

`Maybe` is an atom. (basic\_props:atom/1)

`Terms` is a list. (basic\_props:list/1)

`Options` is a list. (basic\_props:list/1)

**demo\_responder/0:** PREDICATE

**Usage:**

Starts a responder (`resp` type) socket that reads messages from TCP port 64321 on the local machine. While waiting for inbound messages, every five seconds prints a reminder on the screen. Replies with “Ok” to each received message. Stops and closes the socket after receiving a message of length zero.

**demo\_requester/1:** PREDICATE

**Usage:** `demo_requester(ByteList)`

Same as `demo_requester/2`, except that it connects specifically to `tcp://localhost:64321`.

**demo\_requester/2:** PREDICATE

**Usage:** `demo_requester(Endpoint,ByteList)`

Sends a message `ByteList` to a responder socket listening on `Endpoint`, then waits for the response, prints it and finishes.



## Ciao DHT Implementation

**Author(s):** Arsen Kostenko.

General documentation pending



## 191 Top-level user interface to DHT

**Author(s):** Arsen Kostenko.

This module contains just a top-level interface to the utilities provided by the DHT system in Ciao. The 'philosophy' of the current approach is that most details are hidden behind simple read/write primitives and that the handler is exposed to the client for a concrete DHT. By doing things this way we expect to preserve the simplicity of DHT usage while providing the freedom of being able to switch between various instances of the Ciao DHT system

### 191.1 Usage and interface (dht\_client)

- **Library usage:**  
`:- use_module(library(dht_client)).`
- **Exports:**
  - *Predicates:*  
`dht_connect/2, dht_connect/3, dht_disconnect/1, dht_consult_b/4, dht_consult_nb/4, dht_extract_b/4, dht_extract_nb/4, dht_store/4, dht_hash/3.`
- **Imports:**
  - *System library modules:*  
`sockets/sockets, dht/dht_misc.`
  - *Packages:*  
`prelude, nonpure, assertions, regtypes, isomodes.`

### 191.2 Documentation on exports (dht\_client)

**dht\_connect/2:** PREDICATE

Connect to the DHT specified by **Server** (IP address).

**Usage:** `dht_connect(Server,Connection)`

Perform a straightforward connection from the client-side of a DHT node. The information about DHT node to connect to is supplied as **Server**. It could equally be a DNS name or an IP address.

- *The following properties should hold at call time:*
  - Server** is an atom. (basic\_props:atm/1)
  - Connection** is a free variable. (term\_typing:var/1)
- *The following properties should hold upon exit:*
  - Server** is ground. (basic\_props:gnd/1)
  - Connection** is a predicate of type `dht_connection/2`, where first argument is of type `atm/1` and second of type `streams_basic:stream/1` (`dht_client:dht_connection_type/1`)

**dht\_connect/3:** PREDICATE

Connect to the DHT specified by **Server** (IP address).

**Usage:** `dht_connect(Server,Port,Connection)`

Perform a straightforward connection from the client-side of a DHT node. The information about DHT node to connect to is supplied as combination of **Server** and **Port**, if a non standart port is used for server-to-client communication. It could equally be a DNS name or an IP address.

- *The following properties should hold at call time:*
  - Server** is an atom. (basic\_props:atm/1)
  - Port** is an integer. (basic\_props:int/1)
  - Connection** is a free variable. (term\_typing:var/1)
- *The following properties should hold upon exit:*
  - Server** is an atom. (basic\_props:atm/1)
  - Port** is an integer. (basic\_props:int/1)
  - Connection** is a predicate of type `dht_connection/2`, where first argument is of type `atm/1` and second of type `streams_basic:stream/1` (`dht_client:dht_connection_type/1`)

#### **dht\_disconnect/1:**

PREDICATE

Disconnect from DHT, identified by special supplied connection.

**Usage:** `dht_disconnect(Connection)`

Issues 'end\_of\_file' token to the stream supplied as **Connection** and closes it without delay.

- *The following properties should hold at call time:*
  - Connection** is a predicate of type `dht_connection/2`, where first argument is of type `atm/1` and second of type `streams_basic:stream/1` (`dht_client:dht_connection_type/1`)

#### **dht\_consult\_b/4:**

PREDICATE

Look either for exact predicate or predicate matching the pattern in DHT.

**Usage:** `dht_consult_b(Conn,Key,Value,Resp)`

`dht_consult/4` performs a lookup in the DHT represented by **Conn** (see `dht_connect/2`) and searches for **Value** previously associated with the **Key**. **Value** may be partially instantiated in which case matching against the tuples stored in DHT is performed.

- *The following properties should hold at call time:*
  - Conn** is a predicate of type `dht_connection/2`, where first argument is of type `atm/1` and second of type `streams_basic:stream/1` (`dht_client:dht_connection_type/1`)
  - Key** is an atom. (basic\_props:atm/1)
  - Value** is any term. (basic\_props:term/1)
  - Resp** is a free variable. (term\_typing:var/1)
- *The following properties should hold upon exit:*
  - Conn** is a predicate of type `dht_connection/2`, where first argument is of type `atm/1` and second of type `streams_basic:stream/1` (`dht_client:dht_connection_type/1`)
  - Key** is an atom. (basic\_props:atm/1)
  - Value** is any term. (basic\_props:term/1)
  - Resp** is ground. (basic\_props:gnd/1)

**dht\_consult\_nb/4:**

PREDICATE

**Usage:** `dht_consult_nb(Connection,Key,Value,Response)`

`dht_consult/4` performs a lookup in the DHT represented by `Conn` (see `dht_connect/2`) and searches for `Value` previously associated with the `Key`. `Value` may be partially instantiated in which case matching against the tuples stored in DHT is performed.

- *The following properties should hold at call time:*

`Connection` is a predicate of type `dht_connection/2`, where first argument is of type `atm/1` and second of type `streams_basic:stream/1` (`dht_client:dht_connection_type/1`)

`Key` is an atom. (basic\_props:atm/1)

`Value` is any term. (basic\_props:term/1)

`Response` is a free variable. (term\_typing:var/1)

- *The following properties should hold upon exit:*

`Connection` is a predicate of type `dht_connection/2`, where first argument is of type `atm/1` and second of type `streams_basic:stream/1` (`dht_client:dht_connection_type/1`)

`Key` is an atom. (basic\_props:atm/1)

`Value` is any term. (basic\_props:term/1)

`Response` is ground. (basic\_props:gnd/1)

**dht\_extract\_b/4:**

PREDICATE

Extract from DHT an exact predicate of type `Key(Value)` or one that matches given pattern.

**Usage:** `dht_extract_b(Connection,Key,Value,Response)`

This predicate extracts information from the DHT connected to by `Connection`, that is stored under key `Key` if it matches the pattern supplied as `Value`

- *The following properties should hold at call time:*

`Connection` is a predicate of type `dht_connection/2`, where first argument is of type `atm/1` and second of type `streams_basic:stream/1` (`dht_client:dht_connection_type/1`)

`Key` is an atom. (basic\_props:atm/1)

`Value` is any term. (basic\_props:term/1)

`Response` is a free variable. (term\_typing:var/1)

- *The following properties should hold upon exit:*

`Connection` is a predicate of type `dht_connection/2`, where first argument is of type `atm/1` and second of type `streams_basic:stream/1` (`dht_client:dht_connection_type/1`)

`Key` is an atom. (basic\_props:atm/1)

`Value` is any term. (basic\_props:term/1)

`Response` is ground. (basic\_props:gnd/1)

**dht\_extract\_nb/4:**

PREDICATE

Extract from DHT an exact predicate of type `Key(Value)` or one that matches given pattern.

**Usage:** `dht_extract_nb(Connection,Key,Value,Response)`



This predicate extracts information from the DHT connected to by `Connection`, that is stored under key `Key` if it matches the pattern supplied as `Value`

– *The following properties should hold at call time:*

`Connection` is a predicate of type `dht_connection/2`, where first argument is of type `atm/1` and second of type `streams_basic:stream/1` (`dht_client:dht_connection_type/1`)

`Key` is an atom. (basic\_props:atm/1)

`Value` is any term. (basic\_props:term/1)

`Response` is ground. (basic\_props:gnd/1)

### **dht\_store/4:** PREDICATE

Store data to DHT in form of `Key(Value)` predicate. No free variables are allowed in predicate.

**Usage:** `dht_store(Connection,Key,Value,Response)`

The value provided in `Value` is stored under a key given as `Key` inside the DHT mentioned as `Connection`

– *The following properties should hold at call time:*

`Connection` is a predicate of type `dht_connection/2`, where first argument is of type `atm/1` and second of type `streams_basic:stream/1` (`dht_client:dht_connection_type/1`)

`Key` is an atom. (basic\_props:atm/1)

`Value` is any term. (basic\_props:term/1)

`Response` is a free variable. (term\_typing:var/1)

– *The following properties should hold upon exit:*

`Connection` is a predicate of type `dht_connection/2`, where first argument is of type `atm/1` and second of type `streams_basic:stream/1` (`dht_client:dht_connection_type/1`)

`Key` is an atom. (basic\_props:atm/1)

`Value` is any term. (basic\_props:term/1)

`Response` is ground. (basic\_props:gnd/1)

### **dht\_hash/3:** PREDICATE

Get value of hash function for a given term.

**Usage 1:** `dht_hash(Connection,Value,Hash)`

Get (in `Hash`) the hash of `Value` as determined by the DHT pointed to by `Connection`. Implemented mostly for testing purposes.

– *The following properties should hold at call time:*

`Connection` is a predicate of type `dht_connection/2`, where first argument is of type `atm/1` and second of type `streams_basic:stream/1` (`dht_client:dht_connection_type/1`)

`Value` is any term. (basic\_props:term/1)

`Hash` is a free variable. (term\_typing:var/1)

- *The following properties should hold upon exit:*

`Connection` is a predicate of type `dht_connection/2`, where first argument is of type `atm/1` and second of type `streams_basic:stream/1` (`dht_client:dht_connection.type/1`)

`Value` is any term. (basic\_props:term/1)

`Hash` is an integer. (basic\_props:int/1)

**Usage 2:** `dht_hash(Connection, Value, Hash)`

Check whether `Hash` is equal to the hash of `Value` as determined by the DHT pointed to by `Connection`. Implemented mostly for testing purposes.

- *The following properties should hold at call time:*

`Connection` is a predicate of type `dht_connection/2`, where first argument is of type `atm/1` and second of type `streams_basic:stream/1` (`dht_client:dht_connection.type/1`)

`Value` is any term. (basic\_props:term/1)

`Hash` is an integer. (basic\_props:int/1)

- *The following properties should hold upon exit:*

`Connection` is a predicate of type `dht_connection/2`, where first argument is of type `atm/1` and second of type `streams_basic:stream/1` (`dht_client:dht_connection.type/1`)

`Value` is any term. (basic\_props:term/1)

`Hash` is an integer. (basic\_props:int/1)



## 192 Top-level interface to a DHT server

**Author(s):** Arsen Kostenko.

### 192.1 Usage and interface (dht\_server)

- **Library usage:**  
:- use\_module(library(dht\_server)).
- **Exports:**
  - *Predicates:*  
dht\_server/1, dht\_prolog/1.
- **Imports:**
  - *System library modules:*  
sockets/sockets, system, format, dht/dht\_config, dht/dht\_logic\_misc,  
dht/dht\_s2s, dht/dht\_s2c.
  - *Packages:*  
prelude, nonpure, assertions, regtypes, isomodes.

### 192.2 Documentation on exports (dht\_server)

#### dht\_server/1:

PREDICATE

main/1: start the DHT server. Here is a step-by-step behavior:

1. set all values of `dht_config.pl` module to default.
2. modify those, for which command-line arguments were supplied.
3. modify server number separately, since it depends on two command-line arguments :  
`--server-id` and `--hash-power`.
4. output resulting values to terminal.
5. start client side communication by executing `dht_s2c:dht_s2c_mian/0`.
6. start server side communication by executing `dht_s2s:dht_s2s_mian/0`.

**Usage:** `dht_server(Arguments)`

- *The following properties should hold at call time:*

`Arguments` is associated with simple list, that represents pairs of command line arguments (argument and its value). Possible values are: `--join-host`, `--hash-power`, `--server-id`, `--s2c-port`, `--s2c-threads`, `--s2s-port`, `--s2s-threads`. All of the arguments (except `--join-host`) accept integer values. In case of `--join-host` value of argument should be equal to IP/DNS address of host running a copy of DHT. (`dht_server:dht_arguments_list/1`)

#### dht\_prolog/1:

PREDICATE

Another style to launch the DHT server. All the parameters are passed in the list. Members of the list are of type `parameter_name(parameter_value)`, where `parameter_name` corresponds to name of the command line argument without two leading dashes (`--`) and with internal dash replaced by the underscore (`_`). All the values are of integer type, except the value of `join_host`, which should be an atom.



## 193 Server to client communication module

**Author(s):** Arsen Kostenko.

This module describes the server-2-client side behavior of any node. Since the behavior is not very different this module shares a number of features with `dht_s2c.pl`:

- extensive usage of the Ciao threading mechanism;
- interface made as simple as possible;
- `dht_server.pl` module is the only usage point;
- parameters are passed through the `dht_config.pl` module.

### 193.1 Usage and interface (`dht_s2c`)

- **Library usage:**  
`:- use_module(library(dht_s2c)).`
- **Exports:**
  - *Predicates:*  
`dht_s2c_main/0.`
- **Imports:**
  - *System library modules:*  
`sockets/sockets, concurrency/concurrency, dht/dht_config, dht/dht_misc,`  
`dht/dht_logic, dht/dht_logic_misc.`
  - *Packages:*  
`prelude, nonpure, assertions, regtypes, isomodes.`

### 193.2 Documentation on exports (`dht_s2c`)

#### `dht_s2c_main/0:`

PREDICATE

Generally speaking, this predicate must perform some common tasks like:

- listen to a port for incoming connections from clients,
- and process requests from clients.

All the parameters needed are received from initial configuration, which is stored in `dht_config.pl` module.



## 194 Server to server communication module

**Author(s):** Arsen Kostenko.

This module describes server-2-server side behavior of any node. Since this includes various communication and inspection tasks that should be performed in parallel, this module makes extensive usage of Ciao threading mechanism. On the other hand, module must be as simple as possible in terms of usage. Therefore, only a single predicate `dht_s2s_main/0` is exposed to outer world and rest of complexity is hidden inside. This predicate is used from `dht_server.pl` module. All the parameters are passed through `dht_config.pl` module.

### 194.1 Usage and interface (dht\_s2s)

- **Library usage:**  
   `:- use_module(library(dht_s2s)).`
- **Exports:**
  - *Predicates:*  
   `dht_s2s_main/0.`
- **Imports:**
  - *System library modules:*  
   `sockets/sockets, system, concurrency/concurrency, dht/dht_config, dht/dht_misc, dht/dht_logic.`
  - *Packages:*  
   `prelude, nonpure, assertions, regtypes, isomodes.`

### 194.2 Documentation on exports (dht\_s2s)

**dht\_s2s\_main/0:** PREDICATE

Generally speaking, this predicate must perform some conventional tasks like:

- set local part of DHT to initial state,
- contact a successor node if there is any,
- and finally launch several threads that listen to streams, process incoming requests and inspect state of local finger-table.

All parameters (like listen port, number of threads, host to join, etc) are received from `dht_config.pl` module





## 195 DHT-related logics

**Author(s):** Arsen Kostenko.

This module implements a core DHT functionality, like finger-table manipulation and lookup search. Keep in mind that remote calls (known as remote predicate calls in Prolog) are extracted to a separate module as well as low-lever database handling. In turn, the logic module is utilized by higher-lever modules, like the server-2-server and server-2-client communication modules.

Id is treated as the value of the hash function used all over the DHT.

### 195.1 Usage and interface (dht\_logic)

- **Library usage:**

```
:- use_module(library(dht_logic)).
```

- **Exports:**

- *Predicates:*

```
dht_init/1, dht_finger/2, dht_successor/1, dht_check_predecessor/1, dht_
closest_preceding_finger/2, dht_find_predecessor/2, dht_find_successor/2,
dht_join/1, dht_notify/1, dht_stabilize/0, dht_fix_fingers/0,
dht_id_by_node/2, dht_find_and_consult_b/2, dht_consult_server_b/3, dht_
find_and_consult_nb/2, dht_consult_server_nb/3, dht_find_and_extract_b/2,
dht_extract_from_server_b/3, dht_find_and_extract_nb/2, dht_extract_from_
server_nb/3, dht_find_and_store/2, dht_store_to_server/4.
```

- **Imports:**

- *System library modules:*

```
dht/dht_rpr, dht/dht_config, dht/dht_logic_misc, dht/dht_storage, dht/dht_
routing.
```

- *Packages:*

```
prelude, nonpure, assertions, regtypes, isomodes, fsyntax.
```

### 195.2 Documentation on exports (dht\_logic)

#### **dht\_init/1:**

PREDICATE

Predicated performs the initialization of a single-node DHT.

**Usage:** `dht_init(OwnId)`

The predicate is intended to perform various initialization functions like finger\_table creation, hostname and IP address retrieval. The value supplied in `OwnId` is treated as value of the hash function used all over the DHT.

- *The following properties should hold at call time:*

`OwnId` is an integer.

(basic\_props:int/1)

#### **dht\_finger/2:**

PREDICATE

Get the node identifier (composition of identifier and IP-address) by using index in the finger table. Prolog synonym for `finger[k].node`.

**Usage:** `dht_finger(Idx,Finger)`

`dht_finger/2` implements the array looking up necessary to retrieve information from the finger table, where first argument `Idx` is acting as array index and `Finger` as corresponding array value.

- *The following properties should hold at call time:*
  - `Idx` is an integer. (basic\_props:int/1)
  - `Finger` is a free variable. (term\_typing:var/1)
- *The following properties should hold upon exit:*
  - `Idx` is an integer. (basic\_props:int/1)
  - `Finger` is ground. (basic\_props:gnd/1)

### **dht\_successor/1:** PREDICATE

Wrapper around `dht_finger/1`, where first argument is defaulted to '1'

**Usage:** `dht_successor(Successor)`

`dht_successor/1` a simple wrapper around `dht_finger/2`, that looks up the first row of so-called finger-table

- *The following properties should hold at call time:*
  - `Successor` is a free variable. (term\_typing:var/1)
- *The following properties should hold upon exit:*
  - `Successor` is ground. (basic\_props:gnd/1)

### **dht\_check\_predecessor/1:** PREDICATE

`dht_check_predecessor/1` predicate is called by external nodes when they run `dht_stabilize/0`. Since there is no other way to learn about a predecessor's failure, but checking explicitly once predecessor is required. that is why behavior of `dht_check_predecessor` is following:

1. give 'nil' as predecessor if it is stored in database that way, which happens if node is unaware of any other nodes on the ring,
2. otherwise, get current value of predecessor,
3. try calling predecessor with any arbitrary predicate in our case `dht_successor/1`,
4. if an exception is issued by remote call - reset predecessor to 'nil',
5. get value of predecessor once again and bind this value to the answer. We also check that in case of finger-nodes failure, but this would work out only in poorly populated Chord-ring

**Usage 1:** `dht_check_predecessor(PredecessorId)`

Get value of predecessor for current node.

- *The following properties should hold at call time:*
  - `PredecessorId` is a free variable. (term\_typing:var/1)
- *The following properties should hold upon exit:*
  - `PredecessorId` is ground. (basic\_props:gnd/1)

**Usage 2:** `dht_check_predecessor(PredecessorId)`

Check whether value supplied is equal to id of predecessor.

- *The following properties should hold at call time:*
  - `PredecessorId` is ground. (basic\_props:gnd/1)
- *The following properties should hold upon exit:*
  - `PredecessorId` is ground. (basic\_props:gnd/1)

**dht\_closest\_preceding\_finger/2:**

PREDICATE

Perform search over current finger table, in order to find entry pointing to node that is more closely located to value supplied via `Id`. Here is original part of code from Chord paper.

```
n.closest_preceding_finger(id){
 for i = m downto 1 {
 if (finger[i].node in (n, id)){
 return finger[i].node;
 }
 }
 return n;
}
```

**Usage:** `dht_closest_preceding_finger(Id,Finger)`

`dht_closest_preceding_finger/2` is searching local finger-table for the entry which points to a node, that is 'closer' (in terms of DHT distance) to the identifier specified at `Id`. It should hold that identifier of the node found is greater than identifier of current node and lesser than the identifier supplied in `Id`. No estimations concerning other nodes in between them are made. Furthermore, a cyclic structure of identifiers is preserved: identifier '0' is lesser then identifier '1' but greater then the highest identifier in DHT.

– *The following properties should hold at call time:*

`Id` is an integer. (basic\_props:int/1)

`Finger` is a free variable. (term\_typing:var/1)

– *The following properties should hold upon exit:*

`Id` is an integer. (basic\_props:int/1)

`Finger` is ground. (basic\_props:gnd/1)

**dht\_find\_predecessor/2:**

PREDICATE

Perform search over existing DHT structure. The resulting node is expected to precede the one identified by `Id`. Again, a small quote from Chord-paper source code.

```
n.find_predecessor(id){
 n' is n,
 while(id not_in (n', n'.successor]){
 n' = n'.closest_preceding_finger(id);
 }
 return n';
}
```

**Usage:** `dht_find_predecessor(Id,Predecessor)`

`dht_find_predecessor/2` searches all over DHT for a node, which is 'the closest' (in terms of DHT distance) to the index specified as `Id`. In other words, the searched node must have the index lesser than the identifier specified in `Id` and there must not be any other nodes between identifier specified in `Id` and the node found.

– *The following properties should hold at call time:*

`Id` is an integer. (basic\_props:int/1)

`Predecessor` is a free variable. (term\_typing:var/1)

- *The following properties should hold upon exit:*

Id is an integer. (basic\_props:int/1)  
 Predecessor is ground. (basic\_props:gnd/1)

**dht\_find\_successor/2:**

PREDICATE

**Usage:** dht\_find\_successor(Id,Successor)

dht\_find\_successor/2 has behavior similar to dht\_find\_predecessor/2 except that it gives a node that directly succeeds the identifier specifies. In other words, the identifier of the node found is greater than the identifier specified in Id and there are no other nodes between the node found and the node specified in Id

- *The following properties should hold at call time:*

Id is an integer. (basic\_props:int/1)  
 Successor is a free variable. (term\_typing:var/1)

- *The following properties should hold upon exit:*

Id is an integer. (basic\_props:int/1)  
 Successor is ground. (basic\_props:gnd/1)

**dht\_join/1:**

PREDICATE

It performs the join procedure on the node pointed by the argument. Here is the corresponding quote:

```
n.join(Next){
 predecessor = nil;
 successor = Next.find_successor(n);
}
```

**Usage:** dht\_join(NodeIP)

dht\_join/2 is executed every time some node decides to join some DHT. The only information needed for execution of join is a valid ID / IP combination of any existing node, which must be supplied with NodeId

- *The following properties should hold at call time:*

NodeIP is an atom. (basic\_props:atm/1)

**dht\_notify/1:**

PREDICATE

This predicate performs 'notification'. Notification is part of adaptation process launched by dht\_stabilize/0. A quote from Chord paper that refers to this section is given below:

```
n.notify(NewNodeId){
 if (predecessor is nil ||
 NewNodeId in (predecessor, n)){
 predecessor = NewNodeId;
 }
}
```

**Usage:** dht\_notify(NewNode)

dht\_notify/1 is called on current node, once any other DHT node specified by NewNode regards current node at it's successor.

- *The following properties should hold at call time:*

NewNode is ground.

(basic\_props:gnd/1)

### **dht\_stabilize/0:**

PREDICATE

`dht_stabilize`

Perform stabilization on the successor node by asking successor's predecessor value. If the value returned is equal to current node, just stay calm, otherwise try to adopt the newly returned result as new successor. Most of the 'dirty' work is performed by `stabilize_successor/2` predicate. The corresponding Chord-paper quote is given below:

```
n.stabilize(){
 x = successor.predecessor;
 if (x in (n, successor)){
 successor = x;
 }
 successor.notify(n);
}
```

There is also a small simplification scheme, since before calling `dht_join/1` each node assumes itself as the only member of the circle, the very first case of `dht_stabilize/0` does nothing if successor is actually equal to current node.

#### **Usage:**

`dht_stabilize/0` is a eternally repeated predicate, which aims at stabilizing first-level references of the finger-table, while multiple concurrent joins and failures can happen. Its main goal is to ask its own successor to report its predecessor. If the reported node is different from the one that is calling `dht_stabilize/0`, there should be someone in between current node and its the successor. So a newly reported node should be registered as the successor instead of an old one. Technically, once an inconsistency between actual state of DHT and finger-table is found a newly found node is asked to perform `dht_notify/1`, with current node as an argument.

### **dht\_fix\_fingers/0:**

PREDICATE

`dht_fix_fingers`

This predicate takes care of maintaining the finger table entries (except the first one) up to date. The first entry is taken care of by a specialized predicate `dht_stabilize/0`, since there is much more responsibility on first entry (a direct successor). Rest of the same task is performed here, by `dht_fix_fingers/0`. In the Chord paper notation this part look like:

```
n.fix_fingers(){
 i = random index > 1 into finger[];
 finger[i].node = find_successor(finger[i].start);
}
```

#### **Usage:**

`dht_fix_fingers/0` is yet another randomly repeated predicate, which aims at stabilizing high-level references of finger-table, while multiple concurrent joins and failures happen. Once started, `dht_fix_fingers/0` picks a random (but not first) entry of finger table,

and searches for a node responsible for the identifiers specified in the entry. In case, node that was found is different from the one currently specified, current node is replaced by a new one.

### **dht\_id\_by\_node/2:** PREDICATE

This predicate is entirely used by remote calls. Since there is `dht_rpr_id_by_node/2` for current module. This is an effort to avoid module-re-exportation (`dht_routing.pl` and `dht_rpr.pl`).

**Usage:** `dht_id_by_node(Node,NodeID)`

Get node identity by node number.

- *The following properties should hold at call time:*

Node is an integer. (basic\_props:int/1)

NodeID is a free variable. (term\_typing:var/1)

- *The following properties should hold upon exit:*

Node is an integer. (basic\_props:int/1)

NodeID is ground. (basic\_props:gnd/1)

### **dht\_find\_and\_consult\_b/2:** PREDICATE

`dht_find_and_consult_b/2` is meant to perform two actions:

- search for the node responsible for value supplied as a **Key**;
- perform `dht_consult_server_b/3` on a node found.

This is the first predicate of the whole `dht_find_and_*/2` family of predicates. Name of each member of the family gives a hint on implementation. And as it is presented by the name of the family, they share some part of implementation - all the members of the family perform search for particular DHT-node, which is achieved by `find_server/3` predicate.

**Usage 1:** `dht_find_and_consult_b(Key,Value)`

An invocation of this type would bind all free variables in **Value** to the values present in the local database of the node responsible for **Key**.

- *The following properties should hold at call time:*

Key is an integer. (basic\_props:int/1)

Value is a free variable. (term\_typing:var/1)

- *The following properties should hold upon exit:*

Key is an integer. (basic\_props:int/1)

Value is ground. (basic\_props:gnd/1)

**Usage 2:** `dht_find_and_consult_b(Key,Value)`

Invocation with two ground arguments is equal to checking the presence of the term specified by **Value** inside the DHT.

- *The following properties should hold at call time:*

Key is an integer. (basic\_props:int/1)

Value is ground. (basic\_props:gnd/1)

**dht\_consult\_server\_b/3:**

PREDICATE

Basically forms the second half of `dht_find_and_consult/2` predicate. This predicate takes no care about search of corresponding server. The only thing it does - given a server try to locate a predicate under given `Key` there. Of course there two possible variants of application:

**Usage 1:** `dht_consult_server_b(NodeId,Key,Value)`

First variant deals with real consulting, when the value is unknown. Therefore, after predicate is successfully executed, a real value, that is stored under `Key` is associated with third argument (`Value`)

- *The following properties should hold at call time:*
  - `NodeId` is ground. (basic\_props:gnd/1)
  - `Key` is ground. (basic\_props:gnd/1)
  - `Value` is a free variable. (term\_typing:var/1)
- *The following properties should hold upon exit:*
  - `NodeId` is ground. (basic\_props:gnd/1)
  - `Key` is ground. (basic\_props:gnd/1)
  - `Value` is ground. (basic\_props:gnd/1)

**Usage 2:** `dht_consult_server_b(NodeId,Key,Value)`

Second variant is more similar to check for existence, All arguments are ground by the time predicate is called, so the only use is success/failure of predicate itself.

- *The following properties should hold at call time:*
  - `NodeId` is ground. (basic\_props:gnd/1)
  - `Key` is ground. (basic\_props:gnd/1)
  - `Value` is ground. (basic\_props:gnd/1)
- *The following properties should hold upon exit:*
  - `NodeId` is ground. (basic\_props:gnd/1)
  - `Key` is ground. (basic\_props:gnd/1)
  - `Value` is ground. (basic\_props:gnd/1)

**dht\_find\_and\_consult\_nb/2:**

PREDICATE

`dht_find_and_consult_nb/2` is meant to perform two actions:

- search for the node responsible for value supplied as a `Key`;
- perform `dht_consult_server_nb/3` on a node found.

This is the first predicate of the whole `dht_find_and_*/2` family of predicates. Name of each member of the family gives a hint on implementation. And as it is presented by the name of the family, they share some part of implementation - all the members of the family perform search for particular DHT-node, which is achieved by `find_server/3` predicate.

**Usage 1:** `dht_find_and_consult_nb(Key,Value)`

An invocation of this type would bind all free variables in `Value` to the values present in the local database of the node responsible for `Key`.

- *The following properties should hold at call time:*
  - `Key` is an integer. (basic\_props:int/1)
  - `Value` is a free variable. (term\_typing:var/1)



- *The following properties should hold upon exit:*

Key is an integer. (basic\_props:int/1)  
 Value is ground. (basic\_props:gnd/1)

**Usage 2:** `dht_find_and_consult_nb(Key,Value)`

Invocation with two ground arguments is equal to checking the presence of the term specified by `Value` inside the DHT.

- *The following properties should hold at call time:*

Key is an integer. (basic\_props:int/1)  
 Value is ground. (basic\_props:gnd/1)

### **dht\_consult\_server\_nb/3:**

PREDICATE

Basically forms the second half of `dht_find_and_consult/2` predicate. This predicate takes no care about search of corresponding server. The only thing it does - given a server try to locate a predicate under given `Key` there. Of course there two possible variants of application:

**Usage 1:** `dht_consult_server_nb(NodeId,Key,Value)`

First variant deals with real consulting, when the value is unknown. Therefore, after predicate is successfully executed, a real value, that is stored under `Key` is associated with third argument (`Value`)

- *The following properties should hold at call time:*

NodeId is ground. (basic\_props:gnd/1)  
 Key is ground. (basic\_props:gnd/1)  
 Value is a free variable. (term\_typing:var/1)

- *The following properties should hold upon exit:*

NodeId is ground. (basic\_props:gnd/1)  
 Key is ground. (basic\_props:gnd/1)  
 Value is ground. (basic\_props:gnd/1)

**Usage 2:** `dht_consult_server_nb(NodeId,Key,Value)`

Second variant is more similar to check for existence, All arguments are ground by the time predicate is called, so the only use is success/failure of predicate itself.

- *The following properties should hold at call time:*

NodeId is ground. (basic\_props:gnd/1)  
 Key is ground. (basic\_props:gnd/1)  
 Value is ground. (basic\_props:gnd/1)

- *The following properties should hold upon exit:*

NodeId is ground. (basic\_props:gnd/1)  
 Key is ground. (basic\_props:gnd/1)  
 Value is ground. (basic\_props:gnd/1)

### **dht\_find\_and\_extract\_b/2:**

PREDICATE

`dht_find_and_extract_b/2` is meant to perform two actions:

- search for node responsible for value supplied as a `Key`;
- perform `dht_extract_from_server_b/3` on a node found.

Unlike `dht_find_and_consult/2`, this predicate removes matching records from the local databases of the corresponding nodes.

**Usage 1:** `dht_find_and_extract_b(Key, Value)`

An invocation of this type would bind all free variables in `Value` to values present in the local database of the corresponding node, and the values against which the matching was performed are erased.

- *The following properties should hold at call time:*
  - `Key` is an integer. (basic\_props:int/1)
  - `Value` is a free variable. (term\_typing:var/1)
- *The following properties should hold upon exit:*
  - `Key` is an integer. (basic\_props:int/1)
  - `Value` is ground. (basic\_props:gnd/1)

**Usage 2:** `dht_find_and_extract_b(Key, Value)`

Invocation with two ground arguments is equal to checking presence of term specified by `Value` inside the DHT, and removing it in case of successful search.

- *The following properties should hold at call time:*
  - `Key` is an integer. (basic\_props:int/1)
  - `Value` is ground. (basic\_props:gnd/1)

**`dht_extract_from_server_b/3`:**

PREDICATE

This predicate is also used entirely as a second part of `dht_find_and_extract/2` predicate. It's behavior differs from similar `dht_consult_server_b/3` predicate, only in action that is performed over DHT. In this case 'extraction' of predicates, instead of simple 'consultation'

**Usage 1:** `dht_extract_from_server_b(NodeId, Key, Value)`

First variant deals with blind 'extraction', when the value is unknown. Therefore, after predicate is successfully executed, a real value, that is stored under `Key` is associated with third argument (`Value`)

- *The following properties should hold at call time:*
  - `NodeId` is ground. (basic\_props:gnd/1)
  - `Key` is ground. (basic\_props:gnd/1)
  - `Value` is a free variable. (term\_typing:var/1)
- *The following properties should hold upon exit:*
  - `NodeId` is ground. (basic\_props:gnd/1)
  - `Key` is ground. (basic\_props:gnd/1)
  - `Value` is ground. (basic\_props:gnd/1)

**Usage 2:** `dht_extract_from_server_b(NodeId, Key, Value)`

Second variant is more similar to pointed elimination. All arguments are ground by the time predicate is called, so the only use is success and elimination of predicate itself or general failure on contrary.

- *The following properties should hold at call time:*
  - `NodeId` is ground. (basic\_props:gnd/1)
  - `Key` is ground. (basic\_props:gnd/1)
  - `Value` is ground. (basic\_props:gnd/1)

- *The following properties should hold upon exit:*

NodeId is ground. (basic\_props:gnd/1)  
 Key is ground. (basic\_props:gnd/1)  
 Value is ground. (basic\_props:gnd/1)

### **dht\_find\_and\_extract\_nb/2:**

PREDICATE

dht\_find\_and\_extract\_nb/2 is meant to perform two actions:

- search for node responsible for value supplied as a Key;
- perform dht\_extract\_from\_server\_nb/3 on a node found.

Unlike dht\_find\_and\_consult/2, this predicate removes matching records from the local databases of the corresponding nodes.

**Usage 1:** dht\_find\_and\_extract\_nb(Key,Value)

An invocation of this type would bind all free variables in Value to values present in the local database of the corresponding node, and the values against which the matching was performed are erased.

- *The following properties should hold at call time:*

Key is an integer. (basic\_props:int/1)  
 Value is a free variable. (term\_typing:var/1)

- *The following properties should hold upon exit:*

Key is an integer. (basic\_props:int/1)  
 Value is ground. (basic\_props:gnd/1)

**Usage 2:** dht\_find\_and\_extract\_nb(Key,Value)

Invocation with two ground arguments is equal to checking presence of term specified by Value inside the DHT, and removing it in case of successful search.

- *The following properties should hold at call time:*

Key is an integer. (basic\_props:int/1)  
 Value is ground. (basic\_props:gnd/1)

### **dht\_extract\_from\_server\_nb/3:**

PREDICATE

This predicate is also used entirely as a second part of dht\_find\_and\_extract/2 predicate. It's behavior differs from similar dht\_consult\_server\_b/3 predicate, only in action that is performed over DHT. In this case 'extraction' of predicates, instead of simple 'consultation'

**Usage 1:** dht\_extract\_from\_server\_nb(NodeId,Key,Value)

First variant deals with blind 'extraction', when the value is unknown. Therefore, after predicate is successfully executed, a real value, that is stored under Key is associated with third argument (Value)

- *The following properties should hold at call time:*

NodeId is ground. (basic\_props:gnd/1)  
 Key is ground. (basic\_props:gnd/1)  
 Value is a free variable. (term\_typing:var/1)

- *The following properties should hold upon exit:*

NodeId is ground. (basic\_props:gnd/1)  
 Key is ground. (basic\_props:gnd/1)  
 Value is ground. (basic\_props:gnd/1)

**Usage 2:** `dht_extract_from_server_nb(NodeId,Key,Value)`

Second variant is more similar to pointed elimination. All arguments are ground by the time predicate is called, so the only use is success and elimination of predicate itself or general failure on contrary.

- *The following properties should hold at call time:*
  - NodeId is ground. (basic\_props:gnd/1)
  - Key is ground. (basic\_props:gnd/1)
  - Value is ground. (basic\_props:gnd/1)
- *The following properties should hold upon exit:*
  - NodeId is ground. (basic\_props:gnd/1)
  - Key is ground. (basic\_props:gnd/1)
  - Value is ground. (basic\_props:gnd/1)

**dht\_find\_and\_store/2:**

PREDICATE

First part of this predicate is similar to rest of `dht_find_and_*/2` family - perform search over existing DHT structure. After search - storage operation is performed.

**Usage:** `dht_find_and_store(Key,Value)`

`dht_find_and_store/2` is meant to perform two actions:

- search for a node responsible for the value supplied as `Key`;
- perform `dht_store_to_server/4` on node found.

Since the arguments of `dht_store_to_server/4` must be ground both arguments of `dht_find_and_store` are ground too.

- *The following properties should hold at call time:*
  - Key is an integer. (basic\_props:int/1)
  - Value is ground. (basic\_props:gnd/1)

**dht\_store\_to\_server/4:**

PREDICATE

Second part of `dht_find_and_store/2` predicate.

**Usage:** `dht_store_to_server(NodeId,Key,KeyHash,Value)`

Store `Value` under given `Key` and also record relation between `Key` and `KeyHash`.

- *The following properties should hold at call time:*
  - NodeId is ground. (basic\_props:gnd/1)
  - Key is ground. (basic\_props:gnd/1)
  - KeyHash is ground. (basic\_props:gnd/1)
  - Value is ground. (basic\_props:gnd/1)



## 196 Finger table and routing information

**Author(s):** Arsen Kostenko.

This module holds the basic operations over the finger table and other routing information. Developed for the sake of simplicity, it should be used only within the `dht_logic.pl` file. Probably the most important and abstract part of the routing is the finger table. Here is a finger table copy of the node representing identifier 0 (from the Chord paper):

```
finger_table(1, 1, finger_interval(1,2), 1).
finger_table(2, 2, finger_interval(2,4), 3).
finger_table(3, 4, finger_interval(4,0), 0).
```

This table reflects the case where there are 8 identifiers in total in the identifier circle and three running nodes with identifiers 0, 1, and 3. In general each entry can be represented as `finger_table(idx, start, interval, succ)`. Here is a brief description of each argument:

- `idx` - Since arrays are not native for Prolog, I put the index as the first argument to the `finger_table` predicate to achieve indexing.
- `start` - ID that starts the corresponding section of the table.
- `interval` - IDs that fit into the corresponding section of table, represented in the form: `finger_interval(interval_start, interval_end)`., where:
  - `interval_start` - ID that starts this interval.
  - `interval_end` - first ID of the next interval.
- `succ` - ID of node responsible for the corresponding section of table, represented in `node_id(id, ip)` form, where:
  - `id` - ID of a node.
  - `ip` - IP address of a node.

### 196.1 Usage and interface (`dht_routing`)

- **Library usage:**

```
:- use_module(library(dht_routing)).
```
- **Exports:**
  - *Predicates:*

```
dht_finger_table/2, dht_finger_start/2, dht_update_finger/2, dht_set_finger/4,
dht_predecessor/1, dht_set_predecessor/1, dht_reset_predecessor/0.
```
- **Imports:**
  - *Packages:*

```
prelude, nonpure, assertions, regtypes, isomodes.
```

### 196.2 Documentation on exports (`dht_routing`)

#### `dht_finger_table/2:`

PREDICATE

It serves as a read-only interface to the finger table information as follows: `Idx` stands for an index in an array, and `Node` is the number of the node which is recorded in the entry with that index.

**Usage 1:** `dht_finger_table(Idx,Node)`

This case is equal to getting any (possibly random) entry from the finger table.

- *The following properties should hold at call time:*
  - Idx is a free variable. (term\_typing:var/1)
  - Node is a free variable. (term\_typing:var/1)
- *The following properties should hold upon exit:*
  - Idx is an integer. (basic\_props:int/1)
  - Node is an integer. (basic\_props:int/1)

**Usage 2:** `dht_finger_table(Idx,Node)`

Get some (one or several if backtracking is exploited) indexes that mention particular node number, supplied as `Node`.

- *The following properties should hold at call time:*
  - Idx is a free variable. (term\_typing:var/1)
  - Node is an integer. (basic\_props:int/1)
- *The following properties should hold upon exit:*
  - Idx is an integer. (basic\_props:int/1)
  - Node is an integer. (basic\_props:int/1)

**Usage 3:** `dht_finger_table(Idx,Node)`

Get the identifier of the node, indexed by `Idx`. Theoretically, there should be no more than one entry for each value of index.

- *The following properties should hold at call time:*
  - Idx is an integer. (basic\_props:int/1)
  - Node is a free variable. (term\_typing:var/1)
- *The following properties should hold upon exit:*
  - Idx is an integer. (basic\_props:int/1)
  - Node is an integer. (basic\_props:int/1)

**Usage 4:** `dht_finger_table(Idx,Node)`

Check whether a particular combination (index and node number) is present in finger table.

- *The following properties should hold at call time:*
  - Idx is an integer. (basic\_props:int/1)
  - Node is an integer. (basic\_props:int/1)

**dht\_finger\_start/2:**

PREDICATE

This predicate may be regarded as a read-only interface to map between the index in a finger table and the beginning of the section of the DHT circle.

**Usage 1:** `dht_finger_start(Idx,NextId)`

Get any entry, in other words and entry that has any index and points to any segment in the circle. Common constraints on finger tables, do hold anyway:

- result unifies with the content of finger table;
- predicate enumerates possible results on backtracking.
- *The following properties should hold at call time:*
  - Idx is a free variable. (term\_typing:var/1)
  - NextId is a free variable. (term\_typing:var/1)

- *The following properties should hold upon exit:*
  - Idx is an integer. (basic\_props:int/1)
  - NextId is an integer. (basic\_props:int/1)

**Usage 2:** `dht_finger_start(Idx,NextId)`

Ask for the index of entry that mentions a particular node as the starting one.

- *The following properties should hold at call time:*
  - Idx is a free variable. (term\_typing:var/1)
  - NextId is an integer. (basic\_props:int/1)
- *The following properties should hold upon exit:*
  - Idx is an integer. (basic\_props:int/1)
  - NextId is an integer. (basic\_props:int/1)

**Usage 3:** `dht_finger_start(Idx,NextId)`

Get the starting node for a certain entry of finger table.

- *The following properties should hold at call time:*
  - Idx is an integer. (basic\_props:int/1)
  - NextId is a free variable. (term\_typing:var/1)
- *The following properties should hold upon exit:*
  - Idx is an integer. (basic\_props:int/1)
  - NextId is an integer. (basic\_props:int/1)

**Usage 4:** `dht_finger_start(Idx,NextId)`

Check for the presence of a correspondence between a certain entry and its starting node.

- *The following properties should hold at call time:*
  - Idx is an integer. (basic\_props:int/1)
  - NextId is an integer. (basic\_props:int/1)

**dht\_update\_finger/2:**

PREDICATE

`dht_update_finger/2` takes care of changing node value to `NodeId` for entry with index number equal to `Idx`. This predicate has entirely imperative behavior. Both arguments are to be ground at the moment of call.

**Usage:** `dht_update_finger(Idx,NodeId)`

Stores supplied information, previously erasing all old information.

- *The following properties should hold at call time:*
  - Idx is an integer. (basic\_props:int/1)
  - NodeId is an integer. (basic\_props:int/1)

**dht\_set\_finger/4:**

PREDICATE

This predicate sets the value of finger table entries. If any entry with the same index (`Idx`) exists, it is erased before new value is asserted.

**Usage:** `dht_set_finger(Idx,Start,End,Node)`

All the arguments are to be ground and of type integer.



- *The following properties should hold at call time:*
- Idx is an integer. (basic\_props:int/1)
- Start is an integer. (basic\_props:int/1)
- End is an integer. (basic\_props:int/1)
- Node is an integer. (basic\_props:int/1)

**dht\_predecessor/1:** PREDICATE

A common read-only interface to get or check the ID of the predecessor node.

**Usage 1:** dht\_predecessor(PredId)

Get number of predecessor node.

- *The following properties should hold at call time:*
- PredId is a free variable. (term\_typing:var/1)
- *The following properties should hold upon exit:*
- PredId is an integer. (basic\_props:int/1)

**Usage 2:** dht\_predecessor(PredId)

Check whether particular number is associated with current predecessor.

- *The following properties should hold at call time:*
- PredId is an integer. (basic\_props:int/1)

**dht\_set\_predecessor/1:** PREDICATE

Write interface for predecessor ID. It checks the type of its argument and saves argument locally.

**Usage:** dht\_set\_predecessor(PredId)

Save PredId as the ID of predecessor for current node.

- *The following properties should hold at call time:*
- PredId is an integer. (basic\_props:int/1)

**dht\_reset\_predecessor/0:** PREDICATE

Set value of preceding node index to 'nil' whatever it's prior value is.

## 197 Various wrappers for DHT logics module

**Author(s):** Arsen Kostenko.

This module contains miscellaneous predicates related to the `dht_logic.pl` module. Mostly various calculation-wrappers.

### 197.1 Usage and interface (`dht_logic_misc`)

- **Library usage:**  
:- `use_module(library(dht_logic_misc)).`
- **Exports:**
  - *Predicates:*  
`hash_size/1`, `highest_hash_number/1`, `consistent_hash/2`, `next_on_circle/2`,  
`not_in_circle_oc/3`, `in_circle_oc/3`, `in_circle_oc/3`.
- **Imports:**
  - *System library modules:*  
`indexer/hash`, `dht/dht_config`.
  - *Packages:*  
`prelude`, `nonpure`, `assertions`, `regtypes`, `isomodes`.

### 197.2 Documentation on exports (`dht_logic_misc`)

**hash\_size/1:** PREDICATE

This predicate calculates  $(2^{**m})$ , where 'm' is equal to `hash_power/1` received from system wide configurations stored in `dht_config.pl`.

**Usage:** `hash_size(Size)`

The only purpose of `hash_size/1` predicate is to get corresponding value from system wide configurations stored in `dht_config.pl` file and convert it into the number of nodes virtually available in the current DHT installation.

- *The following properties should hold at call time:*  
`Size` is a free variable. (term\_typing:var/1)
- *The following properties should hold upon exit:*  
`Size` is ground. (basic\_props:gnd/1)  
`Size` is an integer. (basic\_props:int/1)

**highest\_hash\_number/1:** PREDICATE

This predicate calculates  $(2^{**m})-1$ , where 'm' is equal to `hash_power/1` received from system wide configurations stored in `dht_config.pl`.

**Usage 1:** `highest_hash_number(N)`

If used with a ground argument `highest_hash_number/1` simply checks whether the value supplied corresponds to the biggest hash number possible in the DHT.

- *The following properties should hold at call time:*  
`N` is an integer. (basic\_props:int/1)

**Usage 2: highest\_hash\_number(N)**

Otherwise (if argument happens to be a free variable) the value of **N** is bound to the highest hash number possible in the DHT.

- *The following properties should hold at call time:*
  - N** is a free variable. (term\_typing:var/1)
- *The following properties should hold upon exit:*
  - N** is an integer. (basic\_props:int/1)

**consistent\_hash/2:**

PREDICATE

This kind of computation is usually performed every time, when one needs to get value of hash-function.

**Usage: consistent\_hash(Term,DHTHash)**

Straightforward computation of hash (DHTHash) on the basis of **Term** supplied.

- *The following properties should hold at call time:*
  - Term** is any term. (basic\_props:term/1)
  - DHTHash** is a free variable. (term\_typing:var/1)
- *The following properties should hold upon exit:*
  - Term** is any term. (basic\_props:term/1)
  - DHTHash** is an integer. (basic\_props:int/1)

**next\_on\_circle/2:**

PREDICATE

Performs the calculation of  $(id+1) \bmod ((2**m)-1)$ , where **id** is the first argument supplied, and **m** is equal to **hash\_power/1**.

**Usage: next\_on\_circle(Id,Num)**

**next\_on\_circle/2** is a calculation wrapping. One can only use it with first argument ground and equal to integer value. What is more, that value **MUST** be kept within certain bounds: value of **Id** **MUST** meet the constraints  $0 \leq Id \leq HighNum$ , where **HighNum** is retrieved via **highest\_hash\_number/1** predicate.

- *The following properties should hold at call time:*
  - Id** is an integer. (basic\_props:int/1)
  - Num** is a free variable. (term\_typing:var/1)
- *The following properties should hold upon exit:*
  - Id** is an integer. (basic\_props:int/1)
  - Num** is an integer. (basic\_props:int/1)

**not\_in\_circle\_oc/3:**

PREDICATE

**not\_in\_circle\_oc/3**: the 'oc' suffix stands for "open-closed" interval. The predicate implements the behavior of the expression: **Id not\_in (a,b]**. where both 'a' and 'b' are numbers/identifiers on the DHT-ring.

**Usage: not\_in\_circle\_oc(Id,Start,End)**

Yet another wrapper around simple calculations. All arguments are expected to be ground, by the time the predicate is called. The predicate checks whether the value supplied as **Id** fits into circle sector defined by values of **Start** and **End**. If the condition is not true - the whole predicate fails.

– *The following properties should hold at call time:*

`Id` is an integer. (basic\_props:int/1)  
`Start` is an integer. (basic\_props:int/1)  
`End` is an integer. (basic\_props:int/1)

### **in\_circle\_oo/3:**

PREDICATE

`in_circle_oo/3`: the 'oo' suffix stands for "open-open" circle interval. The predicate implements the behavior of following expression: `Id in (a,b)`.

**Usage:** `in_circle_oo(Id,Start,End)`

Check whether value of `Id` fits into sector defined by `Start` and `End` excluding both, fail otherwise.

– *The following properties should hold at call time:*

`Id` is an integer. (basic\_props:int/1)  
`Start` is an integer. (basic\_props:int/1)  
`End` is an integer. (basic\_props:int/1)

### **in\_circle\_oc/3:**

PREDICATE

`in_circle_oc/3`: the 'oc' suffix stands for "open-closed" interval. The predicate is based on `in_circle_oo/3` and considers the interval to be closed on the right. This predicate implements the behavior of the expression: `Id in (a,b]`

**Usage:** `in_circle_oc(Id,Start,End)`

Check whether value of `Id` fits into sector defined by `Start` and `End` excluding first and including second. Fail if the condition does not hold.

– *The following properties should hold at call time:*

`Id` is an integer. (basic\_props:int/1)  
`Start` is an integer. (basic\_props:int/1)  
`End` is an integer. (basic\_props:int/1)



## 198 Remote predicate calling utilities

**Author(s):** Arsen Kostenko.

RPR stands for Remote PRedicate calling. The basic functionality of a remote procedure (or predicate, in Prolog terms of Prolog) call is gathered here. Thus module contains predicates for the execution of remote calls and manipulation routines of the module-specific database.

### 198.1 Usage and interface (dht\_rpr)

- **Library usage:**

```
:- use_module(library(dht_rpr)).
```

- **Exports:**

- *Predicates:*

```
dht_rpr_register_node/1, dht_rpr_register_node/2, dht_rpr_node_by_id/2,
dht_rpr_id_by_node/2, dht_rpr_compose_id/3, dht_rpr_clear_by_node/1, dht_
rpr_node/1, dht_rpr_call/2, dht_rpr_call/3, node_id/2.
```

- *Regular Types:*

```
dht_rpr_node_id/1.
```

- **Imports:**

- *System library modules:*

```
format, sockets/sockets, dht/dht_config, dht/dht_misc.
```

- *Packages:*

```
prelude, nonpure, assertions, regtypes, isomodes.
```

### 198.2 Documentation on exports (dht\_rpr)

#### **dht\_rpr\_register\_node/1:**

PREDICATE

Sometimes information from remote nodes is received in the form of a `node_id/2`. In these cases a single argument predicate might be useful.

**Usage:** `dht_rpr_register_node(NodeID)`

Save node identity to module-specific DB.

- *The following properties should hold at call time:*

`NodeID` is a term of type `node_id/2` with first argument as integer value and second as IP/DNS address. (`dht_rpr:dht_rpr_node_id/1`)

#### **dht\_rpr\_register\_node/2:**

PREDICATE

General write interface to DB of physical nodes (those that have IP addresses). Information is re-written every time, so no old entries are expected to remain.

**Usage:** `dht_rpr_register_node(Node,NodeIP)`

`dht_rpr_register_node/2` is responsible for the management of a module-specific database that stores information on node identifiers and IP addresses corresponding to them. Despite there is only one usage mode the behavior may differ depending on the

state of module-specific database. For instance, if the database already contains information about a node, whose identifier is equal to the one supplied in `Node`, a newly supplied entry would be written over the old one. A new entry is added to the module-specific database otherwise.

- *The following properties should hold at call time:*
  - `Node` is an integer. (basic\_props:int/1)
  - `NodeIP` is ground. (basic\_props:gnd/1)

### **dht\_rpr\_node\_by\_id/2:**

PREDICATE

Just a convenient wrapper around module-specific data structures, which is used in combination with Ciao functional syntax.

**Usage 1:** `dht_rpr_node_by_id(NodeID,Node)`

Extract value of node from the node identifier `NodeID`.

- *The following properties should hold at call time:*
  - `NodeID` is a term of type `node_id/2` with first argument as integer value and second as IP/DNS address. (dht\_rpr:dht\_rpr\_node\_id/1)
  - `Node` is a free variable. (term\_typing:var/1)
- *The following properties should hold upon exit:*
  - `NodeID` is a term of type `node_id/2` with first argument as integer value and second as IP/DNS address. (dht\_rpr:dht\_rpr\_node\_id/1)
  - `Node` is ground. (basic\_props:gnd/1)

**Usage 2:** `dht_rpr_node_by_id(NodeID,Node)`

Check whether the value of the `NodeID` node identifier corresponds to the `Node` value.

- *The following properties should hold at call time:*
  - `NodeID` is a term of type `node_id/2` with first argument as integer value and second as IP/DNS address. (dht\_rpr:dht\_rpr\_node\_id/1)
  - `Node` is ground. (basic\_props:gnd/1)
- *The following properties should hold upon exit:*
  - `NodeID` is a term of type `node_id/2` with first argument as integer value and second as IP/DNS address. (dht\_rpr:dht\_rpr\_node\_id/1)
  - `Node` is ground. (basic\_props:gnd/1)

**Usage 3:** `dht_rpr_node_by_id(NodeID,Node)`

Return the node identifier associated to the exact node number.

- *The following properties should hold at call time:*
  - `NodeID` is a free variable. (term\_typing:var/1)
  - `Node` is ground. (basic\_props:gnd/1)
- *The following properties should hold upon exit:*
  - `NodeID` is a term of type `node_id/2` with first argument as integer and second as free variable or IP/DNS address (dht\_rpr:dht\_rpr\_comp\_node\_addr/1)
  - `Node` is ground. (basic\_props:gnd/1)

**Usage 4:** `dht_rpr_node_by_id(NodeID,Node)`

This case is merely useless, however perfectly possible.

- *The following properties should hold at call time:*
  - `NodeID` is a free variable. (term\_typing:var/1)
  - `Node` is a free variable. (term\_typing:var/1)

**dht\_rpr\_id\_by\_node/2:** PREDICATE

Convenient wrapper around internal data structures, as well as `dht_rpr_node_by_id/2`, this predicate is usually used in combination with Ciao functional syntax.

**Usage 1:** `dht_rpr_id_by_node(Node,NodeID)`

Get node identity by it's number.

- *The following properties should hold at call time:*

Node is an integer. (basic\_props:int/1)

NodeID is a free variable. (term\_typing:var/1)

- *The following properties should hold upon exit:*

Node is an integer. (basic\_props:int/1)

NodeID is a term of type `node_id/2` with first argument as integer value and second as IP/DNS address. (dht\_rpr:dht\_rpr\_node\_id/1)

**Usage 2:** `dht_rpr_id_by_node(Node,NodeID)`

Lookup and fill remaining id field.

- *The following properties should hold at call time:*

Node is an integer. (basic\_props:int/1)

NodeID is a term of type `node_id/2` with first argument as free variable or integer and second an IP/DNS address (dht\_rpr:dht\_rpr\_comp\_node\_id/1)

- *The following properties should hold upon exit:*

Node is an integer. (basic\_props:int/1)

NodeID is a term of type `node_id/2` with first argument as integer value and second as IP/DNS address. (dht\_rpr:dht\_rpr\_node\_id/1)

**Usage 3:** `dht_rpr_id_by_node(Node,NodeID)`

Lookup and fill remaining address field.

- *The following properties should hold at call time:*

Node is an integer. (basic\_props:int/1)

NodeID is a term of type `node_id/2` with first argument as integer and second as free variable or IP/DNS address (dht\_rpr:dht\_rpr\_comp\_node\_addr/1)

- *The following properties should hold upon exit:*

Node is an integer. (basic\_props:int/1)

NodeID is a term of type `node_id/2` with first argument as integer value and second as IP/DNS address. (dht\_rpr:dht\_rpr\_node\_id/1)

**Usage 4:** `dht_rpr_id_by_node(Node,NodeID)`

Check whether local database really has record about NodeID with Node as its node number.

- *The following properties should hold at call time:*

Node is an integer. (basic\_props:int/1)

NodeID is a term of type `node_id/2` with first argument as integer value and second as IP/DNS address. (dht\_rpr:dht\_rpr\_node\_id/1)

**dht\_rpr\_node\_id/1:** REGTYPE

**Usage:** `dht_rpr_node_id(NodeID)`

NodeID is a term of type `node_id/2` with first argument as integer value and second as IP/DNS address.



**dht\_rpr\_compose\_id/3:**

PREDICATE

Compose identity structure out of arguments provided

**Usage 1:** `dht_rpr_compose_id(Node,NodeIP,NodeID)`

Compose an internal structure.

- *The following properties should hold at call time:*

Node is an integer. (basic\_props:int/1)

NodeIP is ground. (basic\_props:gnd/1)

NodeID is a free variable. (term\_typing:var/1)

- *The following properties should hold upon exit:*

Node is an integer. (basic\_props:int/1)

NodeIP is ground. (basic\_props:gnd/1)

NodeID is a term of type `node_id/2` with first argument as integer value and second as IP/DNS address. (dht\_rpr:dht\_rpr\_node\_id/1)**Usage 2:** `dht_rpr_compose_id(Node,NodeIP,NodeID)`

Check whether arguments correspond to structure supplied.

- *The following properties should hold at call time:*

Node is an integer. (basic\_props:int/1)

NodeIP is ground. (basic\_props:gnd/1)

NodeID is a term of type `node_id/2` with first argument as integer value and second as IP/DNS address. (dht\_rpr:dht\_rpr\_node\_id/1)

- *The following properties should hold upon exit:*

Node is an integer. (basic\_props:int/1)

NodeIP is ground. (basic\_props:gnd/1)

NodeID is a term of type `node_id/2` with first argument as integer value and second as IP/DNS address. (dht\_rpr:dht\_rpr\_node\_id/1)**dht\_rpr\_clear\_by\_node/1:**

PREDICATE

Write-interface (or more precisely, erase-interface) to DB of physical nodes (those that have IP-address). `dht_rpr_clear_node` is a dumb-wrapper around retraction operation over module-specific database. As usually, retraction may be performed when the argument is a free variable.

**Usage 1:** `dht_rpr_clear_by_node(Node)`

Erase any (possibly random) node information.

- *The following properties should hold at call time:*

Node is a term of type `node_id/2` with first argument as integer and second as free variable or IP/DNS address (dht\_rpr:dht\_rpr\_comp\_node\_addr/1)

- *The following properties should hold upon exit:*

Node is ground. (basic\_props:gnd/1)

**Usage 2:** `dht_rpr_clear_by_node(Node)`

Erase exact node.

- *The following properties should hold at call time:*

Node is a term of type `node_id/2` with first argument as integer value and second as IP/DNS address. (dht\_rpr:dht\_rpr\_node\_id/1)

- *The following properties should hold upon exit:*

Node is ground. (basic\_props:gnd/1)

**dht\_rpr\_node/1:**

PREDICATE

Generic read interface to DB of physical nodes.

**Usage 1:** `dht_rpr_node(Node)`

Checks for presence of any information on a node supplied as `Node`.

- *The following properties should hold at call time:*

`Node` is a term of type `node_id/2` with first argument as integer value and second as IP/DNS address. (dht\_rpr:dht\_rpr\_node\_id/1)

**Usage 2:** `dht_rpr_node(Node)`

Get node that matches given template.

- *The following properties should hold at call time:*

`Node` is a term of type `node_id/2` with first argument is either a free variable or an integer and second is either a free variable or a IP/DNS address (dht\_rpr:dht\_rpr\_comp\_node/1)

**dht\_rpr\_call/2:**

PREDICATE

`dht_rpr_call/2` execute a goal remotely. The platform for remote execution is specified by `HostId`. `Goal` might be a fully instantiated term as well as partially instantiated one (as used in any other goal).

**Usage 1:** `dht_rpr_call(HostId,Goal)`

Perform remote call of partially instantiated goal: e.g., a pattern search. Remote host for execution is specified via IP/DNS address of node identity, rest of identity is ignored

- *The following properties should hold at call time:*

`HostId` is a term of type `node_id/2` with first argument as free variable or integer and second an IP/DNS address (dht\_rpr:dht\_rpr\_comp\_node\_id/1)

`Goal` is a free variable. (term\_typing:var/1)

`Goal` is a term which represents a goal, i.e., an atom or a structure. (basic\_props:callable/1)

- *The following properties should hold upon exit:*

`HostId` is a term of type `node_id/2` with first argument as free variable or integer and second an IP/DNS address (dht\_rpr:dht\_rpr\_comp\_node\_id/1)

`Goal` is ground. (basic\_props:gnd/1)

`Goal` is a term which represents a goal, i.e., an atom or a structure. (basic\_props:callable/1)

**Usage 2:** `dht_rpr_call(HostId,Goal)`

Perform remote call of partially instantiated goal: e.g., a pattern search. Remote host for execution is specified via integer of node identity, IP/DNS address is searched through local database.

- *The following properties should hold at call time:*

`HostId` is a term of type `node_id/2` with first argument as integer and second as free variable or IP/DNS address (dht\_rpr:dht\_rpr\_comp\_node\_addr/1)

`Goal` is a free variable. (term\_typing:var/1)

`Goal` is a term which represents a goal, i.e., an atom or a structure. (basic\_props:callable/1)

- *The following properties should hold upon exit:*

`HostId` is a term of type `node_id/2` with first argument as integer and second as free variable or IP/DNS address (dht\_rpr:dht\_rpr\_comp\_node\_addr/1)

`Goal` is ground. (basic\_props:gnd/1)

`Goal` is a term which represents a goal, i.e., an atom or a structure. (basic\_props:callable/1)

**Usage 3:** `dht_rpr_call(HostId,Goal)`

Perform remote call of partially instantiated goal: e.g., a pattern search. Remote host for execution is specified via IP/DNS address of node identity, rest of identity is ignored

- *The following properties should hold at call time:*

`HostId` is a term of type `node_id/2` with first argument as integer value and second as IP/DNS address. (dht\_rpr:dht\_rpr\_node\_id/1)

`Goal` is a free variable. (term\_typing:var/1)

`Goal` is a term which represents a goal, i.e., an atom or a structure. (basic\_props:callable/1)

- *The following properties should hold upon exit:*

`HostId` is a term of type `node_id/2` with first argument as integer value and second as IP/DNS address. (dht\_rpr:dht\_rpr\_node\_id/1)

`Goal` is ground. (basic\_props:gnd/1)

`Goal` is a term which represents a goal, i.e., an atom or a structure. (basic\_props:callable/1)

**Usage 4:** `dht_rpr_call(HostId,Goal)`

Perform remote call of partially instantiated goal: e.g., a pattern search. Remote host for execution is specified via integer, IP/DNS address is searched through local database using that integer as part of node identity.

- *The following properties should hold at call time:*

`HostId` is an integer. (basic\_props:int/1)

`Goal` is a free variable. (term\_typing:var/1)

`Goal` is a term which represents a goal, i.e., an atom or a structure. (basic\_props:callable/1)

- *The following properties should hold upon exit:*

`HostId` is an integer. (basic\_props:int/1)

`Goal` is ground. (basic\_props:gnd/1)

`Goal` is a term which represents a goal, i.e., an atom or a structure. (basic\_props:callable/1)

**Usage 5:** `dht_rpr_call(HostId,Goal)`

Perform remote call of partially instantiated goal: e.g., a pattern search. Finally make a try to use first argument as directly-specified IP/DNS address.

- *The following properties should hold at call time:*

`HostId` is an atom. (basic\_props:atm/1)

`Goal` is a free variable. (term\_typing:var/1)

`Goal` is a term which represents a goal, i.e., an atom or a structure. (basic\_props:callable/1)

- *The following properties should hold upon exit:*

`HostId` is an atom. (basic\_props:atm/1)

Goal is ground. (basic\_props:gnd/1)  
 Goal is a term which represents a goal, i.e., an atom or a structure. (basic\_props:callable/1)

**Usage 6:** `dht_rpr_call(HostId,Goal)`

Perform remote call of fully instantiated goal: e.g., a pattern search. Remote host for execution is specified via IP/DNS address of node identity, rest of identity is ignored

- *The following properties should hold at call time:*

HostId is a term of type `node_id/2` with first argument as free variable or integer and second an IP/DNS address (dht\_rpr:dht\_rpr\_comp\_node\_id/1)  
 Goal is ground. (basic\_props:gnd/1)  
 Goal is a term which represents a goal, i.e., an atom or a structure. (basic\_props:callable/1)

- *The following properties should hold upon exit:*

HostId is a term of type `node_id/2` with first argument as free variable or integer and second an IP/DNS address (dht\_rpr:dht\_rpr\_comp\_node\_id/1)  
 Goal is ground. (basic\_props:gnd/1)  
 Goal is a term which represents a goal, i.e., an atom or a structure. (basic\_props:callable/1)

**Usage 7:** `dht_rpr_call(HostId,Goal)`

Perform remote call of fully instantiated goal: e.g., a pattern search. Remote host for execution is specified via integer of node identity, IP/DNS address is searched through local database.

- *The following properties should hold at call time:*

HostId is a term of type `node_id/2` with first argument as integer and second as free variable or IP/DNS address (dht\_rpr:dht\_rpr\_comp\_node\_addr/1)  
 Goal is ground. (basic\_props:gnd/1)  
 Goal is a term which represents a goal, i.e., an atom or a structure. (basic\_props:callable/1)

- *The following properties should hold upon exit:*

HostId is a term of type `node_id/2` with first argument as integer and second as free variable or IP/DNS address (dht\_rpr:dht\_rpr\_comp\_node\_addr/1)  
 Goal is ground. (basic\_props:gnd/1)  
 Goal is a term which represents a goal, i.e., an atom or a structure. (basic\_props:callable/1)

**Usage 8:** `dht_rpr_call(HostId,Goal)`

Perform remote call of fully instantiated goal: e.g., a pattern search. Remote host for execution is specified via IP/DNS address of node identity, rest of identity is ignored

- *The following properties should hold at call time:*

HostId is a term of type `node_id/2` with first argument as integer value and second as IP/DNS address. (dht\_rpr:dht\_rpr\_node\_id/1)  
 Goal is ground. (basic\_props:gnd/1)  
 Goal is a term which represents a goal, i.e., an atom or a structure. (basic\_props:callable/1)

- *The following properties should hold upon exit:*

HostId is a term of type `node_id/2` with first argument as integer value and second as IP/DNS address. (dht\_rpr:dht\_rpr\_node\_id/1)

Goal is ground. (basic\_props:gnd/1)  
 Goal is a term which represents a goal, i.e., an atom or a structure. (basic\_props:callable/1)

**Usage 9:** `dht_rpr_call(HostId,Goal)`

Perform remote call of fully instantiated goal: e.g., a pattern search. Remote host for execution is specified via integer, IP/DNS address is searched through local database using that integer as part of node identity.

- *The following properties should hold at call time:*
  - HostId is an integer. (basic\_props:int/1)
  - Goal is ground. (basic\_props:gnd/1)
  - Goal is a term which represents a goal, i.e., an atom or a structure. (basic\_props:callable/1)
- *The following properties should hold upon exit:*
  - HostId is an integer. (basic\_props:int/1)
  - Goal is ground. (basic\_props:gnd/1)
  - Goal is a term which represents a goal, i.e., an atom or a structure. (basic\_props:callable/1)

**Usage 10:** `dht_rpr_call(HostId,Goal)`

Perform remote call of fully instantiated goal: e.g., a pattern search. Finally make a try to use first argument as directly-specified IP/DNS address.

- *The following properties should hold at call time:*
  - HostId is an atom. (basic\_props:atm/1)
  - Goal is ground. (basic\_props:gnd/1)
  - Goal is a term which represents a goal, i.e., an atom or a structure. (basic\_props:callable/1)
- *The following properties should hold upon exit:*
  - HostId is an atom. (basic\_props:atm/1)
  - Goal is ground. (basic\_props:gnd/1)
  - Goal is a term which represents a goal, i.e., an atom or a structure. (basic\_props:callable/1)

**dht\_rpr\_call/3:**

PREDICATE

The only difference this predicate has with `dht_rpr_call/2` is debug-enabling switch. Third parameter is expected to be responsible for that. It takes one of two possible values 'debug' or 'nodebug'. The first one is default. If default value is used, the standard output stream is populated with various debugging information.

**Usage 1:** `dht_rpr_call(HostId,Goal,Debug)`

`dht_rpr_call/3` executes a Goal remotely and prints some debugging information locally. The platform for the remote execution is specified by `HostId.Debug` variable must be bound to value 'debug' in order for this case to fire.

- *The following properties should hold at call time:*
  - HostId is an integer. (basic\_props:int/1)
  - Goal is any term. (basic\_props:term/1)
  - Debug is ground. (basic\_props:gnd/1)

**Usage 2:** `dht_rpr_call(HostId,Term,Anything)`

`dht_rpr_call/3` executes a `Goal` remotely without writing any information on the local output stream. The platform for the remote execution is specified by `HostId`.

– *The following properties should hold at call time:*

`HostId` is an integer. (basic\_props:int/1)

`Term` is any term. (basic\_props:term/1)

`Anything` is a free variable. (term\_typing:var/1)

**node\_id/2:**

PREDICATE

`node_id/2` is an auxiliary predicate for internal data structures handling. The predicate is of type *concurrent*.



## 199 Underlying data-storage module

**Author(s):** Arsen Kostenko.

This module contains very low-level utilities of data storage specific to a single node. Neither data sharing nor remote invocation is performed at this level. Note that no dedicated data manipulation is performed neither on this level. Also keep in mind that concept of `Key` should always meet the same constraints as the second argument of `functor/3` predicate. Important decision taken at this point is representation of all information stored in the DHT as usual Prolog facts. This behavior is implemented by representing relations of form `Key -> Value` in form of `Key(Value)` facts.

### 199.1 Usage and interface (`dht_storage`)

- **Library usage:**  
`:- use_module(library(dht_storage)).`
- **Exports:**
  - *Predicates:*  
`dht_store/3, dht_extract_b/2, dht_extract_nb/2, dht_consult_b/2, dht_consult_nb/2, dht_key_hash/2.`
- **Imports:**
  - *System library modules:*  
`concurrency/concurrency.`
  - *Packages:*  
`prelude, nonpure, assertions, regtypes, isomodes.`

### 199.2 Documentation on exports (`dht_storage`)

#### `dht_store/3`: PREDICATE

This predicate stores information into the local (module-local) database. The three arguments stand for key, value, and value of hash-function, when applied to the key. The third argument is needed for auxiliary database, which is used by reverse lookup.

**Usage:** `dht_store(Key,KeyHash,Value)`

The value provided in `Value` is stored under a key given as `Key`.

- *The following properties should hold at call time:*

Key is an atom.	(basic_props:atm/1)
KeyHash is an integer.	(basic_props:int/1)
Value is ground.	(basic_props:gnd/1)

#### `dht_extract_b/2`: PREDICATE

Looks up local database for fact of following type `Key/1`, that takes `Value` as argument. The pair is extracted from the database if there is at least one match. Otherwise call is blocking once the fact is not found instantly.

**Usage 1:** `dht_extract_b(Key,Value)`

Search for exact fact.



- *The following properties should hold at call time:*
  - Key is an atom. (basic\_props:atm/1)
  - Value is ground. (basic\_props:gnd/1)
- *The following properties should hold upon exit:*
  - Key is an atom. (basic\_props:atm/1)
  - Value is ground. (basic\_props:gnd/1)

**Usage 2: dht\_extract\_b(Key,Value)**

Search for fact matching pattern. Pattern is supplied as Value.

- *The following properties should hold at call time:*
  - Key is an atom. (basic\_props:atm/1)
  - Value is a free variable. (term\_typing:var/1)
- *The following properties should hold upon exit:*
  - Key is an atom. (basic\_props:atm/1)
  - Value is ground. (basic\_props:gnd/1)

**dht\_extract\_nb/2:**

PREDICATE

Looks up the local database for a fact of type Key/1 that takes Value as argument. If a corresponding fact is found in database, it is extracted from it. With respect to behavior of dht\_extract\_b/2, this predicated has a useful difference - it does not block while searching.

**Usage 1: dht\_extract\_nb(Key,Value)**

Check that combination of Key/Value appears in database.

- *The following properties should hold at call time:*
  - Key is an atom. (basic\_props:atm/1)
  - Value is ground. (basic\_props:gnd/1)
- *The following properties should hold upon exit:*
  - Key is an atom. (basic\_props:atm/1)
  - Value is ground. (basic\_props:gnd/1)

**Usage 2: dht\_extract\_nb(Key,Value)**

Search for combination of Key/Value matching pattern. Pattern is supplied as Value.

- *The following properties should hold at call time:*
  - Key is an atom. (basic\_props:atm/1)
  - Value is a free variable. (term\_typing:var/1)
- *The following properties should hold upon exit:*
  - Key is an atom. (basic\_props:atm/1)
  - Value is ground. (basic\_props:gnd/1)

**dht\_consult\_b/2:**

PREDICATE

Looks up local database for combination of Key/Value of following type Key/1 that takes Value as argument. The combination of Key/Value is only looked up. If there is no corresponding combination of Key/Value in local database, dht\_consult\_b/2 blocks until such fact is inserted. Nothing is done neither to combination of Key/Value nor to local database.

**Usage 1: dht\_consult\_b(Key,Value)**

Search for exact combination of Key/Value.

- *The following properties should hold at call time:*
  - Key is an atom. (basic\_props:atm/1)
  - Value is ground. (basic\_props:gnd/1)
- *The following properties should hold upon exit:*
  - Key is an atom. (basic\_props:atm/1)
  - Value is ground. (basic\_props:gnd/1)

**Usage 2:** `dht_consult_b(Key,Value)`

Search for combination of Key/Value matching pattern. Pattern is supplied as Value.

- *The following properties should hold at call time:*
  - Key is an atom. (basic\_props:atm/1)
  - Value is ground. (basic\_props:gnd/1)
- *The following properties should hold upon exit:*
  - Key is an atom. (basic\_props:atm/1)
  - Value is ground. (basic\_props:gnd/1)

**dht\_consult\_nb/2:**

PREDICATE

Looks up local database for combination of Key/Value of following type Key/1 that takes Value as argument. The combination of Key/Value is only looked up - no modifications are done in any case (whether a match was found or not). As in case with `dht_extract_nb/2`, this predicate does not block while searching for matching values.

**Usage 1:** `dht_consult_nb(Key,Value)`

Search for exact combination of Key/Value.

- *The following properties should hold at call time:*
  - Key is an atom. (basic\_props:atm/1)
  - Value is ground. (basic\_props:gnd/1)
- *The following properties should hold upon exit:*
  - Key is an atom. (basic\_props:atm/1)
  - Value is ground. (basic\_props:gnd/1)

**Usage 2:** `dht_consult_nb(Key,Value)`

Search for combination of Key/Value matching pattern. Pattern is supplied as Value.

- *The following properties should hold at call time:*
  - Key is an atom. (basic\_props:atm/1)
  - Value is ground. (basic\_props:gnd/1)
- *The following properties should hold upon exit:*
  - Key is an atom. (basic\_props:atm/1)
  - Value is ground. (basic\_props:gnd/1)

**dht\_key\_hash/2:**

PREDICATE

A general read-interface to auxiliary database, in order to perform reverse search: 'get set of keys by corresponding value of hash function'.

**Usage 1:** `dht_key_hash(Key,KeyHash)`

The most general case (when both arguments are free) is searching for any key-hash pair stored in auxiliary database.

- *The following properties should hold at call time:*
  - Key is a free variable. (term\_typing:var/1)
  - KeyHash is a free variable. (term\_typing:var/1)
- *The following properties should hold upon exit:*
  - Key is ground. (basic\_props:gnd/1)
  - KeyHash is an integer. (basic\_props:int/1)

**Usage 2:** `dht_key_hash(Key,KeyHash)`

Here Key is ground, which in turn leads to search for information on concrete predicate.

- *The following properties should hold at call time:*
  - Key is ground. (basic\_props:gnd/1)
  - KeyHash is a free variable. (term\_typing:var/1)
- *The following properties should hold upon exit:*
  - Key is ground. (basic\_props:gnd/1)
  - KeyHash is an integer. (basic\_props:int/1)

**Usage 3:** `dht_key_hash(Key,KeyHash)`

On the contrary to previous example, this one has only second argument KeyHash ground. Therefore, this type of call would search for keys, that where mapped into given value of hash-function.

- *The following properties should hold at call time:*
  - Key is a free variable. (term\_typing:var/1)
  - KeyHash is an integer. (basic\_props:int/1)
- *The following properties should hold upon exit:*
  - Key is ground. (basic\_props:gnd/1)
  - KeyHash is an integer. (basic\_props:int/1)

**Usage 4:** `dht_key_hash(Key,KeyHash)`

Finally, calling `dht_key_hash` with both arguments ground is similar to straight-forward check on auxiliary database, or to asking a question: “Does auxiliary database has any information on this key, which is mapped into that hash value?”

- *The following properties should hold at call time:*
  - Key is ground. (basic\_props:gnd/1)
  - KeyHash is an integer. (basic\_props:int/1)

## 200 Configuration module

**Author(s):** Arsen Kostenko.

This is the initial system-wide configuration storage module. All the configurations stored here are represented by command-line arguments or corresponding terms, depending on the server launching style.

### 200.1 Usage and interface (dht\_config)

- **Library usage:**

```
:- use_module(library(dht_config)).
```

- **Exports:**

- *Predicates:*

```
hash_power/1, dht_set_hash_power/1, dht_s2c_port/1, dht_set_s2c_port/1,
dht_s2c_threads/1, dht_set_s2c_threads/1, dht_s2s_port/1, dht_set_s2s_
port/1, dht_s2s_threads/1, dht_set_s2s_threads/1, dht_join_host/1, dht_set_
join_host/1, dht_server_id/1, dht_set_server_id/1, dht_server_host/1, dht_
set_server_host/1.
```

- **Imports:**

- *Packages:*

```
prelude, nonpure, assertions, regtypes, isomodes.
```

### 200.2 Documentation on exports (dht\_config)

#### hash\_power/1:

PREDICATE

Get/check power of currently running DHT. Hash function has  $(2^{**m})$  values, therefore `hash_power/1` returns/checks `m`.

**Usage 1:** `hash_power(Power)`

Bound `Power` to value of currently running DHT power.

- *The following properties should hold at call time:*

`Power` is a free variable.

(term-typing:var/1)

- *The following properties should hold upon exit:*

`Power` is an integer.

(basic-props:int/1)

**Usage 2:** `hash_power(Power)`

Check whether `Power` is equal to power of the currently running DHT.

- *The following properties should hold at call time:*

`Power` is an integer.

(basic-props:int/1)

#### dht\_set\_hash\_power/1:

PREDICATE

Set initial power of hash function.

**Usage:** `dht_set_hash_power(Power)`

Set `m` for  $(2^{**m})$  formula.

- *The following properties should hold at call time:*

`Power` is an integer.

(basic-props:int/1)

<b>dht_s2c_port/1:</b>	PREDICATE
Get/check server to client communication port.	
<b>Usage 1:</b> <code>dht_s2c_port(Port)</code>	
Set value of <code>Port</code> to currently used port number for server-to-client communication.	
– <i>The following properties should hold at call time:</i>	
<code>Port</code> is a free variable.	(term_typing:var/1)
– <i>The following properties should hold upon exit:</i>	
<code>Port</code> is an integer.	(basic_props:int/1)
<b>Usage 2:</b> <code>dht_s2c_port(Port)</code>	
Check whether value of <code>Port</code> is equal to currently used port number for server-to-client communication.	
– <i>The following properties should hold at call time:</i>	
<code>Port</code> is an integer.	(basic_props:int/1)
<b>dht_set_s2c_port/1:</b>	PREDICATE
Set port for server-to-client communication.	
<b>dht_s2c_threads/1:</b>	PREDICATE
Get/check number of threads for server-to-client communication.	
<b>dht_set_s2c_threads/1:</b>	PREDICATE
Set number of threads for server-to-client communication.	
<b>dht_s2s_port/1:</b>	PREDICATE
Get/check server-to-server communication port.	
<b>dht_set_s2s_port/1:</b>	PREDICATE
Set server-to-server communication port.	
<b>dht_s2s_threads/1:</b>	PREDICATE
Get/check number of threads for server-to-server communication.	
<b>dht_set_s2s_threads/1:</b>	PREDICATE
Set number of threads for server-to-server communication.	
<b>dht_join_host/1:</b>	PREDICATE
Get/check address of the host to join.	

**dht\_set\_join\_host/1:**

Set address of the host to join.

PREDICATE

**dht\_server\_id/1:**

Get/check node number of current server.

PREDICATE

**dht\_set\_server\_id/1:**

Set node number of current server.

PREDICATE

**dht\_server\_host/1:**

Get/check address of the current server

PREDICATE

**dht\_set\_server\_host/1:**

Set address of the current server

PREDICATE



## 201 Tiny module with miscellaneous functions

**Author(s):** Arsen Kostenko.

This module holds just two predicates at the moment: `write_pr/2` and `read_pr`. In both of them the `'_pr'` suffix is standing for 'predicate', which in turn means that both of them are intended for transportation of predicates from one environment to another.

### 201.1 Usage and interface (`dht_misc`)

- **Library usage:**  
`:- use_module(library(dht_misc)).`
- **Exports:**
  - *Predicates:*  
`write_pr/2, read_pr/2.`
- **Imports:**
  - *System library modules:*  
`fastrw.`
  - *Packages:*  
`prelude, nonpure, assertions, regtypes, isomodes.`

### 201.2 Documentation on exports (`dht_misc`)

**write\_pr/2:** PREDICATE

`write_pr/2` is a straight-forward wrapping around the `fast_write/2` predicate, without any checks on arguments. The sole purpose is to allow usage of various ways of writing to streams without changing entire code of DHT.

**Usage:** `write_pr(Stream,Term)`

Write the value of the `Term` into stream provided by `Stream`.

- *The following properties should hold at call time:*

`Stream` is ground. (basic\_props:gnd/1)

`Term` is any term. (basic\_props:term/1)

**read\_pr/2:** PREDICATE

Similarly to the previous predicate, this one serves currently as a wrap around the `fast_read/2` predicate, and was implemented with the same purpose - to allow transparent switching to different stream reading systems.

**Usage 1:** `read_pr(Stream,Term)`

Read stream represented by `Stream` looking for presence of pattern given by `Term`. If none found, the predicate does not block. Result found may be non-fully ground.

- *The following properties should hold at call time:*

`Stream` is ground. (basic\_props:gnd/1)

`Term` is any term. (basic\_props:term/1)



**Usage 2:** `read_pr(Stream,Term)`

Same as previous, with only modification - result found may be ground as well.

- *The following properties should hold at call time:*
  - `Stream` is ground. (basic\_props:gnd/1)
  - `Term` is any term. (basic\_props:term/1)
- *The following properties should hold upon exit:*
  - `Stream` is ground. (basic\_props:gnd/1)
  - `Term` is ground. (basic\_props:gnd/1)

**Usage 3:** `read_pr(Stream,Term)`

Scan stream `Stream` for presence of concrete (exact) predicate given by value of `Term`.  
`Term` is fully bound.

- *The following properties should hold at call time:*
  - `Stream` is ground. (basic\_props:gnd/1)
  - `Term` is ground. (basic\_props:gnd/1)
- *The following properties should hold upon exit:*
  - `Stream` is ground. (basic\_props:gnd/1)
  - `Term` is ground. (basic\_props:gnd/1)

## 202 Constraint programming over finite domains

**Author(s):** Emilio Jesús Gallego Arias, Rémy Haemmerlé, Jose F. Morales.

This package extends Ciao with constraints over finite domains (FD). The solver is an instance of the Constraint Logic Programming (CLP) scheme as introduced by Jaffar and Lassez [JL87]. It uses classical propagation techniques as described in Van Hentenryck's book [Van89] and Diaz's clp(FD) implementation [CD96].

The package provides predicates for checking consistency of FD constraints. A FD is a small subset of integers, and FD constraints are relations over integer. Hence only integer or variables are allowed in such constraints. FD variables (i.e., variables that occur in an FD constraint) get associated with a domain either explicitly declared by the program or implicitly imposed by the solver. As soon as variables get an empty domain the computation fails, hence forcing backtracking.

The package defines basic operators, automatically imports basic constraints and enumerating predicates from the module `clpfd_rt`, and provides high-level Section 202.2 [Meta-Constraints], page 993 through a transparent compilation process.

### 202.1 Completeness Considerations

For efficiency reason, the solver is not complete on non-ground constraints, in the sense that it may not be able to determine that a set of constraints is actually satisfiable. In such cases, the system silently succeeds. To ensure full completeness, the programmer may use the `labeling/2` predicate that uses an automatic backtracking search to find ground solutions for a list of FD variables. Labeling is complete, always terminates, and yields no redundant solutions. See an example of use of labeling in the following Section 202.3 [Example], page 994.

On success, the top-level will display the domain associated with each FD variable remaining free in the query. This domain should not be understood as values permitted for the corresponding variable, but only as values not excluded by the incomplete propagation mechanism of the solver. Note that the answer output by the top-level is by itself incomplete as the remaining constraints are not showed.

### 202.2 Meta-Constraints

There are five meta-constraints, namely `#=/2`, the constraint equal, `#=/2`, the constraint not equal, `#</2`, the constraint less than, the constraint not equal, `#</2`, the constraint less or equal, `#>/2`, the constraint more than, and `#>/2`, the constraint more or equals. These meta-constraint are defined over arithmetic expression with FD variables (see regular type `fd_expr/1` in module `clpfd_rt`). Such constraints are "meta" in the sens that their arguments are interpreted at compile-time and all variables occurring free in the arguments will be implicitly constrained to take integer values only. In particular, note that variables constrained in such a way would not be unifiable with complex FD expressions. For instance, the call:

```
X + Y #> Z.
```

is not equivalent to the call:

```
A = X + Y, A #> Z.
```

While the first call succeeds, the second one will throw an exception to indicate that `A` cannot be unified with the non-integer term. It is possible to view meta-constraints as a convenient way to define an infinite number of FD constraints. For instance `A #> Z` and `X + Y #> Z` can be considered respectively as binary and ternary constraints over FD variables.

It is possible to delay interpretation of meta-constraints at call-time by explicitly prefixing the call with `clpfd_rt`. For instance, the following call will not throw any exception:

```
A = X + Y, clfd_rt:(A #> Z).
```

## 202.3 Example

The problem is to put  $N$  queens on an  $N \times N$  chessboard so that there is no pair of queens threatening each other. Each variable is a queen. Each queen has a designated row. The problem is to find a different column for each one.

The main constraint of the problem is that no queen threaten another. This is encoded by the `diff/3` predicate and should hold for any pair of queens.

The main call is `queens(N, L, Lab)` which looks for a solution  $L$  for the  $N$  queens problem using labeling `Lab`. Observe the call to `labeling/2` at the end of definition of `queens/3`, which tries to find a solution for the problem.

```

/*-----*/
/* Benchmark (Finite Domain) */
/*
/* Name : queens.pl
/* Title : N-queens problem
/* Original Source: P. Van Hentenryck's book
/*
/* Put N queens on an NxN chessboard so that there is no couple of queens
/* threatening each other.
/*
/* Solution:
/* N=4 [2,4,1,3]
/* N=8 [1,5,8,6,3,7,2,4]
/* N=16 [1,3,5,2,13,9,14,12,15,6,16,7,4,11,8,10]
/*-----*/

:- module(queens, _, [clpfd, expander, fsyntax]).

:- use_module(library(write), [write/1]).
:- use_module(library(prolog_sys), [statistics/2]).
:- use_module(library(lists), [length/2]).
:- use_module(library(clpfd(fd_range)), [fd_range_type/1]).
:- use_module(library(clpfd(fd_constraints))).

%:- module(queens, [main_/2]).
%:- use_module(library(clpfd)).

main(N, Lab, Const) :-
 statistics(runtime, _),
 queens(N, L, Lab, Const),
 statistics(runtime, [_, Y]),
 write(L),
 nl,
 write('time : '),
 write(Y),
 write('\t('), write(~diff_type), write(', '), write(~fd_range_type),
 write(')'),
 nl.

queens(N, L, Lab, Const) :-
 length(L, N),
 domain(L, 1, N),

```

```

 safe(L, Const),
 labeling(Lab, L).

safe([], _Const).
safe([X|L], Const) :-
 noattack(L, X, 1, Const),
 safe(L, Const).

noattack([], _, _, _Const).
noattack([Y|L], X, I, Const) :-
 diff(Const, X, Y, I),
 I1 is I + 1,
 noattack(L, X, I1, Const).

:- disjoint diff/4.

diff(clpfd, X, Y, I) :-
 X #\= Y,
 X #\= Y+I,
 X+I #\= Y.

:- use_module(library(clpfd(fd_constraints))).

diff_type(fd).

diff(fd, X,Y,I):-
 fd_diff(~wrapper(X), ~wrapper(Y), I).

fd_diff(X, Y, I):-
 fd_constraints:'a<>b'(X,Y),
 fd_constraints:'a<>b+t'(X,Y,I),
 fd_constraints:'a<>b+t'(Y,X,I).

:- use_package('clpfd/indexicals').

diff(idx, X,Y,I):-
 idx_diff(~wrapper(X), ~wrapper(Y), I).

idx_diff(X, Y, I) +:
 X in {-val(Y), val(Y)+c(I), val(Y)-c(I)},
 Y in {-val(X), val(X)-c(I), val(X)+c(I)}.

:- use_module(library(clpfd(fd_term))).

diff(kernel, X,Y,I):-
 kernel_diff(~wrapper(X), ~wrapper(Y), I).

kernel_diff(X, Y, I) :-
 fd_term:add_propag(Y, val, 'queens:cstr'(X, Y, I)),
 fd_term:add_propag(X, val, 'queens:cstr'(Y, X, I)).

```

```

% Y is always singleton.
cstr(X, Y, I):-
 fd_term:integerize(Y, Y0),
 fd_term:prune(X, Y0),
 Y1 is Y0 + I,
 fd_term:prune(X, Y1),
 Y2 is Y0 - I,
 fd_term:prune(X, Y2).

```

## 202.4 Usage and interface (clpfd\_doc)

- **Library usage:**
  - `:- use_package(clpfd).`
  - or
  - `:- module(..., ..., [clpfd]).`
- **New operators defined:**
  - `in/2 [700,xfx], #=/2 [700,xfx], #\=/2 [700,xfx], #</2 [700,xfx], #=</2 [700,xfx], #>/2 [700,xfx], #>=/2 [700,xfx], .. /2 [550,xfx].`
- **Imports:**
  - *System library modules:*  
`clpfd/clpfd_rt.`
  - *Packages:*  
`prelude, nonpure, assertions, regtypes.`

## 202.5 Known bugs and planned improvements (clpfd\_doc)

- See `clpfd/clpfd_options` for a list of configurable options in the solver. This part is undocumented.

## 203 Finite domain solver runtime

**Author(s):** Emilio Jesús Gallego Arias, Rémy Haemmerlé.

This module provides Finite Domain (FD) constraints and enumerating predicates for FD variables. See `clpfd_doc` for more details about the Ciao FD solver.

This module provides two kinds of constraints: *basic constraints* (such as `domain/3`, `all_different/1`, ...) that deal with FD variables or lists of FD variables, and *meta-constraints* (such as `#=/2`, `#</2`, ...) that deal with arithmetic expressions over FD variables, called in the following FD expressions. Meta-constraints of this module behave as describes in package `clpfd`, except that their arguments are interpreted at run time.

### 203.1 Usage and interface (`clpfd_rt`)

- **Library usage:**  
`:- use_module(library(clpfd_rt)).`
- **Exports:**
  - *Predicates:*  
`in/2, #=/2, #\=/2, #</2, #=</2, #>/2, #>=/2, domain/3, in/2, all_different/1, labeling/2, indomain/1, label/1, labeling/2, wrapper/2.`
  - *Regular Types:*  
`fdvar/1, fd_range_expr/1, fd_expr/1.`
  - *Multifiles:*  
`attr_rt:unify_hook/3, attr_rt:attribute_goals/4.`
- **Imports:**
  - *System library modules:*  
`lists, clpfd/clpfd_debug_rt, sort, clpfd/fd_term, clpfd/fd_constraints, clpfd/fd_labeling, clpfd/fd_optim, attr/attr_rt.`
  - *Packages:*  
`prelude, nonpure, assertions, regtypes, fsyntax, dcg, clpfd(clpfd_debug), clpfd(clpfd_options), condcomp, debugpred, attr.`

### 203.2 Documentation on exports (`clpfd_rt`)

- in/2:** PREDICATE  
**Usage:** `in(Var, Range)`  
 Constrains `Var` to take its value in the domain described by `Range`.  
 – *The following properties should hold at call time:*  
   `Var` is a variable or an integer. (`clpfd_rt:fdvar/1`)  
   `Range` is a range expression. (`clpfd_rt:fd_range_expr/1`)
- fdvar/1:** REGTYPE  
**Usage:** `fdvar(X)`  
`X` is a variable or an integer.

**fd\_range\_expr/1:** REGTYPE

A term denoting a range expression:

```
fd_range_expr(I) :-
 integer(I).
fd_range_expr(..(Min,Max)) :-
 integer(Min),
 integer(Max).
fd_range_expr(A\B) :-
 fd_range_expr(A),
 fd_range_expr(B).
```

an integer stands for a singleton range, `Min..Max` for the closed interval from `Min` to `Max`, and `A\B` for the union of ranges `A` and `B`. Range expressions are used by the `in/2` predicate.

**Usage:** `fd_range_expr(Expr)`

`Expr` is a range expression.

**fd\_expr/1:** REGTYPE

A term denoting an arithmetic expression over FD variables:

```
fd_expr(Var) :-
 var(Var).
fd_expr(I*Exp) :-
 int(I),
 fd_expr(Exp).
fd_expr(Exp*I) :-
 int(I),
 fd_expr(Exp).
fd_expr(Exp1+Exp2) :-
 fd_expr(Exp1),
 fd_expr(Exp2).
fd_expr(Exp1-Exp2) :-
 fd_expr(Exp1),
 fd_expr(Exp2).
fd_expr(-Exp) :-
 fd_expr(Exp).
```

FD expressions are used by meta-constraints.

**Usage:** `fd_expr(Expr)`

`Expr` is an FD expression.

**#=/2:** PREDICATE

Meta-constraint "equal".

**Usage:** `#=(A,B)`

Constrains the interpretation of `A` to be equal to the interpretation of `B`.

– *The following properties should hold at call time:*

A is an FD expression. (clpfd\_rt:fd\_expr/1)

B is an FD expression. (clpfd\_rt:fd\_expr/1)

- #\=/2:** PREDICATE  
 Meta-constraint "not equal".  
**Usage:** #\=(A,B)  
 Constrains the interpretation of A to be different from the interpretation of B  
 – *The following properties should hold at call time:*  
   A is an FD expression. (clpfd\_rt:fd\_expr/1)  
   B is an FD expression. (clpfd\_rt:fd\_expr/1)
- #</2:** PREDICATE  
 Meta-constraint "smaller than".  
**Usage:** #<(A,B)  
 Constrains the interpretation of A to be smaller than the interpretation of B.  
 – *The following properties should hold at call time:*  
   A is an FD expression. (clpfd\_rt:fd\_expr/1)  
   B is an FD expression. (clpfd\_rt:fd\_expr/1)
- #=</2:** PREDICATE  
 Meta-constraint "smaller or equal".  
**Usage:** #=<(A,B)  
 Constrains A to be smaller or equal to B.  
 – *The following properties should hold at call time:*  
   A is an FD expression. (clpfd\_rt:fd\_expr/1)  
   B is an FD expression. (clpfd\_rt:fd\_expr/1)
- #>/2:** PREDICATE  
 Meta-constraint "greater than".  
**Usage:** #>(A,B)  
 Constrains the interpretation of A to be greater than the interpretation of B.  
 – *The following properties should hold at call time:*  
   A is an FD expression. (clpfd\_rt:fd\_expr/1)  
   B is an FD expression. (clpfd\_rt:fd\_expr/1)
- #>=/2:** PREDICATE  
 Meta-constraint "greater or equal".  
**Usage:** #>=(A,B)  
 Constrains the interpretation of A to be greater or equal than the interpretation of B.  
 – *The following properties should hold at call time:*  
   A is an FD expression. (clpfd\_rt:fd\_expr/1)  
   B is an FD expression. (clpfd\_rt:fd\_expr/1)



**domain/3:** PREDICATE**Usage:** `domain(Vars,Min,Max)`

Constrains each element of `Vars` to take its value between `Min` and `Max` (included). This predicate is generally used to set the initial domain of an interval

– *The following properties should hold at call time:*

`Vars` is a list of `fdvars`. (basic\_props:list/2)

`Min` is an integer. (basic\_props:int/1)

`Max` is an integer. (basic\_props:int/1)

**in/2:** PREDICATE**Usage:** `in(Var,Range)`

Constrains `Var` to take its value in the domain described by `Range`.

– *The following properties should hold at call time:*

`Var` is a variable or an integer. (clpfd\_rt:fdvar/1)

`Range` is a range expression. (clpfd\_rt:fd\_range\_expr/1)

**all\_different/1:** PREDICATE**Usage:** `all_different(Vars)`

Constrains all elements in `Vars` to take distinct values. This is equivalent to posting an inequality constraint for each pair of variables. This constraint is triggered when a variable becomes ground, removing its value from the domain of the other variables.

– *The following properties should hold at call time:*

`Vars` is a list of `fdvars`. (basic\_props:list/2)

**labeling/2:** PREDICATE**Usage:** `labeling(Options,Vars)`

Assigns a value to each variable in `Vars` according to the labeling options given by `Options`. This predicate is re-executable on backtracking.

The different options are :

- `[]`: the leftmost variables is selected first. Its values are enumerating from the smallest to the greatest.
- `[ff]`: the variable with the smallest number of elements in its domain is selected first. Its values are then enumerated from the smallest to the greatest.
- `[step]`: the variable with the smallest number of elements in its domain is selected first. The minimal value of the domain is assigned, on backtracking the value is pruned from the domain and a new variable is selected.

– *The following properties should hold at call time:*

`Vars` is a list of `fdvars`. (basic\_props:list/2)

**indomain/1:** PREDICATE

No further documentation available for this predicate.

**label/1:** PREDICATE  
 No further documentation available for this predicate.

**labeling/2:** PREDICATE

**Usage:** `labeling(Options,Vars)`

Assigns a value to each variable in `Vars` according to the labeling options given by `Options`. This predicate is re-executable on backtracking.

The different options are :

- `[]`: the leftmost variables is selected first. Its values are enumerating from the smallest to the greatest.
- `[ff]`: the variable with the smallest number of elements in its domain is selected first. Its values are then enumerated from the smallest to the greatest.
- `[step]`: the variable with the smallest number of elements in its domain is selected first. The minimal value of the domain is assigned, on backtracking the value is pruned from the domain and a new variable is selected.

– *The following properties should hold at call time:*

`Vars` is a list of `fdvars`.

(`basic_props:list/2`)

**minimize/2:** PREDICATE  
 No further documentation available for this predicate. *Meta-predicate* with arguments: `minimize(goal,?)`.

**minimize/2:** PREDICATE  
 No further documentation available for this predicate. *Meta-predicate* with arguments: `minimize(goal,?)`.

**wrapper/2:** PREDICATE  
 No further documentation available for this predicate.

### 203.3 Documentation on multifiles (clpfd\_rt)

**attr\_rt:unify\_hook/3:** PREDICATE  
 No further documentation available for this predicate. The predicate is *multifile*.

**attr\_rt:attribute\_goals/4:** PREDICATE  
 No further documentation available for this predicate. The predicate is *multifile*.



## 204 Constraint programming over finite domains

**Author(s):** José Manuel Gómez Pérez, Manuel Carro.

This package is not anymore maintained. Prefer package `clpfd` which provides similar features.

This package is a very preliminary implementation of a finite domain solver. Examples can be found in the source and library directories.

- SEND + MORE = MONEY:

```
:- use_package(fd).
:- use_module(library(prolog_sys), [statistics/2]).
:- use_module(library(format)).
```

```
smm(SMM) :-
 statistics(runtime,_),
 do_smm(SMM),
 statistics(runtime,[_, Time]),
 format("Used ~d milliseconds~n", Time).
```

```
do_smm(X) :-
 X = [S,E,N,D,M,O,R,Y],
 X in 0 .. 9,
 all_different(X),
 M >. 0,
 S >. 0,
 1000*S + 100*E + 10*N + D + 1000*M + 100*O + 10*R + E
 .=. 10000*M + 1000*O + 100*N + 10*E + Y,
 labeling(X).
```

- Queens:

```
:- use_package(fd).
:- use_module(library(prolog_sys), [statistics/2]).
:- use_module(library(format)).
:- use_module(library(agggregates)).
:- use_module(library(lists), [length/2]).
```

```
queens(N, Qs) :-
 statistics(runtime,_),
 do_queens(N, Qs),
 statistics(runtime,[_, Time]),
 format("Used ~d milliseconds~n", Time).
```

```
do_queens(N, Qs):-
 constrain_values(N, N, Qs),
 all_different(Qs),!,
 labeling(Qs).
```

```
constrain_values(0, _N, []).
```

```

constrain_values(N, Range, [X|Xs]):-
 N > 0,
 X in 1 .. Range,
 N1 is N - 1,
 constrain_values(N1, Range, Xs),
 no_attack(Xs, X, 1).

no_attack([], _Queen, _Nb).
no_attack([Y|Ys], Queen, Nb):-
 Nb1 is Nb + 1,
 no_attack(Ys, Queen, Nb1),
 Queen .<>. Y + Nb,
 Queen .<>. Y - Nb.

```

## 204.1 Usage and interface (fd\_doc)

- **Library usage:**

```
:- use_package(fd).
```

or

```
:- module(...,[fd]).
```
- **Exports:**
  - *Predicates:*

```
labeling/1, pitm/2, choose_var/3, choose_free_var/2, choose_var_nd/2,
choose_value/2, retrieve_range/2, retrieve_store/2, glb/2, lub/2, bounds/3,
retrieve_list_of_values/2.
```
  - *Regular Types:*

```
fd_item/1, fd_range/1, fd_subrange/1, fd_store/1, fd_store_entity/1.
```
- **New operators defined:**

```
.=./2 [700,xfx], .<>./2 [700,xfx], .<./2 [700,xfx], .=<./2 [700,xfx], .>./2 [700,xfx], .>=./2
[700,xfx], ../2 [500,yfx], .&./2 [600,xfy], in/2 [700,xfy].
```
- **Imports:**
  - *Packages:*

```
prelude, nonpure, assertions, regtypes, isomodes.
```

## 204.2 Documentation on exports (fd\_doc)

**fd\_item/1:** REGTYPE  
Usage: `fd_item(FD_item)`  
FD\_item is a finite domain entity, i.e. either a finite domains variable or an integer.

**fd\_range/1:** REGTYPE  
Usage: `fd_range(FD_range)`  
FD\_range is the range of a finite domain entity.

- fd\_subrange/1:** REGTYPE  
**Usage:**  
 A subrange is a pair representing a single interval.
- fd\_store/1:** REGTYPE  
**Usage:** `fd_store(FD_store)`  
`FD_store` is a representation of the constraint store of a finite domain entity.
- fd\_store\_entity/1:** REGTYPE  
**Usage:**  
 Representation of primitive constraints.
- labeling/1:** PREDICATE  
**Usage:** `labeling(Vars)`  
 Implements the labeling process. Assigns values to the input variables `Vars`. On exit all variables are instantiated to a consistent value. On backtracking, the predicate returns all possible assignments. No labeling heuristics implemented so far, i.e. variables are instantiated in their order of appearance.  
 – *The following properties should hold at call time:*  
   `Vars` is a list of `fd_items`. (basic\_props:list/2)
- pitm/2:** PREDICATE  
**Usage:** `pitm(V,MiddlePoint)`  
 Returns in `MiddlePoint` the intermediate value of the range of `V`. In case `V` is a ground integer value the returned value is `V` itself.  
 – *The following properties should hold at call time:*  
   `V` is currently a term which is not a free variable. (term\_typing:nonvar/1)  
   `MiddlePoint` is a free variable. (term\_typing:var/1)  
   `V` is a finite domain entity, i.e. either a finite domains variable or an integer. (user(/home/ciaobot/ciaobot-data/pm\_ubuntu/source/master/CiaoDE/ciao/contrib/fd/fd\_doc):fd\_item/1)  
   `MiddlePoint` is an integer. (basic\_props:int/1)
- choose\_var/3:** PREDICATE  
**Usage:** `choose_var(ListOfVars,Var,RestOfVars)`  
 Returns a finite domain item `Var` from a list of fd items `ListOfVars` and the rest of the list `RestOfVars` in a deterministic way. Currently it always returns the first item of the list.

- *The following properties should hold at call time:*
  - `ListOfVars` is currently a term which is not a free variable. (term\_typing:nonvar/1)
  - `Var` is a free variable. (term\_typing:var/1)
  - `RestOfVars` is a free variable. (term\_typing:var/1)
  - `ListOfVars` is a list of `fd_items`. (basic\_props:list/2)
  - `Var` is a finite domain entity, i.e. either a finite domains variable or an integer. (user(/home/ciaobot/ciaobot-data/pm\_ubuntu/source/master/CiaoDE/ciao/contrib/fd/fd\_doc):fd\_item/1)
  - `RestOfVars` is a list of `fd_items`. (basic\_props:list/2)

### **choose\_free\_var/2:** PREDICATE

**Usage:** `choose_free_var(ListOfVars,Var)`

Returns a free variable `Var` from a list of fd items `ListOfVars`. Currently it always returns the first free variable of the list.

- *The following properties should hold at call time:*
  - `ListOfVars` is currently a term which is not a free variable. (term\_typing:nonvar/1)
  - `Var` is a free variable. (term\_typing:var/1)
  - `ListOfVars` is a list of `fd_items`. (basic\_props:list/2)
  - `Var` is a free variable. (term\_typing:var/1)

### **choose\_var\_nd/2:** PREDICATE

**Usage:** `choose_var_nd(ListOfVars,Var)`

Returns non deterministically an fd item `Var` from a list of fd items `ListOfVars`.

- *The following properties should hold at call time:*
  - `ListOfVars` is currently a term which is not a free variable. (term\_typing:nonvar/1)
  - `Var` is a free variable. (term\_typing:var/1)
  - `ListOfVars` is a list of `fd_items`. (basic\_props:list/2)
  - `Var` is a finite domain entity, i.e. either a finite domains variable or an integer. (user(/home/ciaobot/ciaobot-data/pm\_ubuntu/source/master/CiaoDE/ciao/contrib/fd/fd\_doc):fd\_item/1)

### **choose\_value/2:** PREDICATE

**Usage:** `choose_value(Var,Value)`

Produces an integer value `Value` from the domain of `Var`. On backtracking returns all possible values for `Var`.

- *The following properties should hold at call time:*
  - `Var` is currently a term which is not a free variable. (term\_typing:nonvar/1)
  - `Value` is a free variable. (term\_typing:var/1)
  - `Var` is a finite domain entity, i.e. either a finite domains variable or an integer. (user(/home/ciaobot/ciaobot-data/pm\_ubuntu/source/master/CiaoDE/ciao/contrib/fd/fd\_doc):fd\_item/1)
  - `Value` is an integer. (basic\_props:int/1)

**retrieve\_range/2:** PREDICATE**Usage:** `retrieve_range(Var, Range)`Returns in `Range` the range of an fd item `Var`.

- *The following properties should hold at call time:*

`Var` is currently a term which is not a free variable. (term\_typing:nonvar/1)`Range` is a free variable. (term\_typing:var/1)`Var` is a free variable. (term\_typing:var/1)`Range` is the range of a finite domain entity. (user(/home/ciaobot/ciaobot-data/pm\_ubuntu/source/master/CiaoDE/ciao/contrib/fd/fd\_doc):fd\_range/1)**retrieve\_store/2:** PREDICATE**Usage:** `retrieve_store(Var, Store)`Returns in `Store` a representation of the constraint store of an fd item `Var`.

- *The following properties should hold at call time:*

`Var` is currently a term which is not a free variable. (term\_typing:nonvar/1)`Store` is a free variable. (term\_typing:var/1)`Var` is a free variable. (term\_typing:var/1)`Store` is a representation of the constraint store of a finite domain entity. (user(/home/ciaobot/ciaobot-data/pm\_ubuntu/source/master/CiaoDE/ciao/contrib/fd/fd\_doc):fd\_store/1)**glb/2:** PREDICATE**Usage:** `glb(Var, LowerBound)`Returns in `LowerBound` the lower bound of the range of `Var`.

- *The following properties should hold at call time:*

`Var` is currently a term which is not a free variable. (term\_typing:nonvar/1)`LowerBound` is a free variable. (term\_typing:var/1)`Var` is a finite domain entity, i.e. either a finite domains variable or an integer. (user(/home/ciaobot/ciaobot-data/pm\_ubuntu/source/master/CiaoDE/ciao/contrib/fd/fd\_doc):fd\_item/1)`LowerBound` is an integer. (basic\_props:int/1)**lub/2:** PREDICATE**Usage:** `lub(Var, UpperBound)`Returns in `UpperBound` the upper bound of the range of `Var`.

- *The following properties should hold at call time:*

`Var` is currently a term which is not a free variable. (term\_typing:nonvar/1)`UpperBound` is a free variable. (term\_typing:var/1)`Var` is a finite domain entity, i.e. either a finite domains variable or an integer. (user(/home/ciaobot/ciaobot-data/pm\_ubuntu/source/master/CiaoDE/ciao/contrib/fd/fd\_doc):fd\_item/1)`UpperBound` is an integer. (basic\_props:int/1)



**bounds/3:**

PREDICATE

**Usage:** bounds(Var, LowerBound, UpperBound)

Returns in LowerBound and UpperBound the lower and upper bounds of the range of Var.

– *The following properties should hold at call time:*

Var is currently a term which is not a free variable. (term\_typing:nonvar/1)

LowerBound is a free variable. (term\_typing:var/1)

UpperBound is a free variable. (term\_typing:var/1)

Var is a finite domain entity, i.e. either a finite domains variable or an integer. (user(/home/ciaobot/ciaobot-data/pm\_ubuntu/source/master/CiaoDE/ciao/contrib/fd/fd\_doc):fd\_item/1)

LowerBound is an integer. (basic\_props:int/1)

UpperBound is an integer. (basic\_props:int/1)

**retrieve\_list\_of\_values/2:**

PREDICATE

**Usage:** retrieve\_list\_of\_values(Var, ListOfValues)

Returns in ListOfValues an enumeration of all the values in the range of Var

– *The following properties should hold at call time:*

Var is currently a term which is not a free variable. (term\_typing:nonvar/1)

ListOfValues is a free variable. (term\_typing:var/1)

Var is a finite domain entity, i.e. either a finite domains variable or an integer. (user(/home/ciaobot/ciaobot-data/pm\_ubuntu/source/master/CiaoDE/ciao/contrib/fd/fd\_doc):fd\_item/1)

ListOfValues is a list of ints. (basic\_props:list/2)

## 205 Dot generator

**Author(s):** Claudio Ochoa.

This module generates a dot file representing a graph. Nodes and edges can contain labels

### 205.1 Usage and interface (gendot)

- **Library usage:**  
`:- use_module(library(gendot)).`
- **Exports:**
  - *Predicates:*  
`gendot/3.`
- **Imports:**
  - *System library modules:*  
`terms, format.`
  - *Packages:*  
`prelude, nonpure, assertions, isomodes.`

### 205.2 Documentation on exports (gendot)

#### **gendot/3:**

PREDICATE

**Usage:** `gendot(L,Filename,Type)`

Generates a dot file from a list `L` representing a graph. It receives the basename `Filename` (without extension) of the output `.dot` file. Each element of `L` is a node in the graph, represented by a tuple `(Identifier, Label, Edges)`, where `Edges` is a list of the outgoing edges of the current node, and each element of `Edges` is either an Identifier or a tuple `(Identifier,Label)`. In all cases, `Labels` are atoms. `Type` indicates the type of graph. If the graph is a `Tree`, then final nodes are represented by boxes. In all other cases, nodes are represented by circles

– *The following properties should hold at call time:*

`L` is currently a term which is not a free variable. (term\_typing:nonvar/1)

`Filename` is currently a term which is not a free variable. (term\_typing:nonvar/1)

`Type` is currently a term which is not a free variable. (term\_typing:nonvar/1)



## 206 Printing graphs using gnuplot as auxiliary tool

**Author(s):** David Trallero Mena.

This library uses `gnuplot` for printing graphs.

User-friendly predicates to generate data plots are provided, as well as predicates to set the general options which govern the generation of such plots. If no options is specified, global ones are used for data plots generation.

Several files can be generated as temporary files. A `BaseName` is required for generating the temporaries files. Data files name will be created from `BaseName + number + .dat`. The `BaseName + ".plot"` will be the name used for `gnuplot` tool.

A list of pairs of list of pairs of the from  $(X,Y)$  and Local Option value is provided to the main predicate as data. In other words `DataList = [(CurveDataList,LocalOptions), (CurveDataList1,LocalOptions1) ...]`. Additionaly `(function( String ) , LocalOptions)` can be used for adding a curve to the plot (imagine you want to compare your result with 'x=y').

`LocalOptions` of the `DataList` are options that are applied to the curve, as for example, if we print the curve with lines, or the title in the legend, etc. `GlobalOptions` are referred to the plot options, like title in x or y axis, etc.

### 206.1 Usage and interface (gnuplot)

- **Library usage:**  
`:- use_module(library(gnuplot)).`
- **Exports:**
  - *Predicates:*  
`get_general_options/1, set_general_options/1, generate_plot/2, generate_plot/3.`
- **Imports:**
  - *System library modules:*  
`lists, write, system.`
  - *Packages:*  
`prelude, nonpure, assertions, regtypes.`

### 206.2 Documentation on exports (gnuplot)

#### `get_general_options/1:`

PREDICATE

Usage: `get_general_options(X)`

Get the general options of the graphic that will be plotted

- *The following properties should hold at call time:*

`X` is a free variable.

(`term_typing:var/1`)

- *The following properties should hold upon exit:*

`X` is a list.

(`basic_props:list/1`)

**set\_general\_options/1:**

PREDICATE

**Usage:** `set_general_options(X)`

Get the general options of the graphic that will be plotted. Possible options are:

- `format(A)` Specify the format of points
- `nokey` Legend is no represented
- `nogrid` No grid
- `grid` An smooth grid is shown
- `label(L , (X,Y))` Put Label L at point (X,Y)
- `xlabel(A)` Label of X-Axis
- `ylabel(A)` Label of Y-Axis
- `xrange(A,B)` Define the X range representation
- `yrange(A,B)` Define the Y range representation
- `title(A)` Title of the plot
- `key(A)` define the key (for example `[left,box]`, `left` is the position, `box` indicates that a box should be around)
- `term_post(A)` define the postscript terminal. A is a list of atoms.
- `size(A,B)` specify the size of the plot (A,B float numbers)
- `autoscale` autoscale the size of the plot
- `autoscale(A)` autoscale the argument (for example: `autoscale(x)`)

– *The following properties should hold at call time:*

X is a list.

(basic\_props:list/1)

**generate\_plot/2:**

PREDICATE

**Usage:** `generate_plot(BaseName,DataList)`

This predicates generate a '`BaseName + .ps`' postscript file using each element of `DataList` as pair of list of pairs and local options, i.e., ( `list((X,Y))`, `LocalOptions`), in which X is the position in X-Axis and Y is the position in Y-Axis. Nevertheless, each element of `DataList` can be a list of pairs instead of a pair for commodity. `gnuplot` is used as auxiliary tool. Temporary files '`BaseName + N.dat`' are generated for for every list of pairs, and '`BaseName + .plot`' is de file used by `gnuplot`. The local options can be:

- `with(Option)` Tells how the curve will be represented. Option can b line, dots, boxes, impulses, linespoints. This option HAVE TO BE the last one
- `title(T)` Put the name of the curve in the legend to T

– *The following properties should hold at call time:*`BaseName` is currently instantiated to an atom.

(term\_typing:atom/1)

`DataList` is a list of pairs.

(basic\_props:list/2)

– *The following properties should hold upon exit:*`BaseName` is currently instantiated to an atom.

(term\_typing:atom/1)

`DataList` is a list of pairs.

(basic\_props:list/2)

**generate\_plot/3:**

PREDICATE

**Usage:** `generate_plot(BaseName,DataList,GeneralOptions)`

It is the same as `generate_plot/2` but `GeneralOptions` are used as the general options of the plot. Look at predicate `set_general_options` for detailed description of possible options

- *The following properties should hold at call time:*
  - `BaseName` is currently instantiated to an atom. (term\_typing:atom/1)
  - `DataList` is a list of pairs. (basic\_props:list/2)
  - `GeneralOptions` is a list. (basic\_props:list/1)
- *The following properties should hold upon exit:*
  - `BaseName` is currently instantiated to an atom. (term\_typing:atom/1)
  - `DataList` is a list of pairs. (basic\_props:list/2)
  - `GeneralOptions` is a list. (basic\_props:list/1)



## 207 Lazy evaluation

**Author(s):** Amadeo Casas (<http://www.cs.unm.edu/~amadeo>, University of New Mexico), Jose F. Morales (minor modifications).

This library package allows the use of lazy evaluation in a Ciao module/program.

Lazy Evaluation is a program evaluation technique used particularly in functional languages. When using lazy evaluation, an expression is not evaluated as soon as it is assigned, but rather when the evaluator is forced to produce the value of the expression. Although the `when` or `freeze` control primitives present in many modern logic programming systems are more powerful than lazy evaluation, they lack the simplicity of use and cleaner semantics of functional lazy evaluation.

The objective of this package is to allow evaluating the functions lazily. Functions are the subset of relations (predicates) which have a designated argument through which a single output is obtained for any set of inputs (the other arguments). In logic programming systems which have syntactic support for functions (including Ciao), functions are typically translated to predicates whose `last` argument is designated as a (single value) output and the rest as inputs.

In our proposal, a function can be declared as lazy via the following declaration:

```
:- lazy fun_eval f/N.
```

This function could be represented as:

```
:- lazy fun_eval f(~_,_,_,_).
```

where `~` indicates the argument through which the single output will be obtained. Another possible representation may be:

```
:- lazy fun_return f(~_,_,_,_).
```

In order to achieve the intended behavior, the execution of each function declared as lazy is suspended until the return value of the function is needed.

A simple example of the use of lazy evaluation would be the definition of a function which returns the (potentially) infinite list of integers starting with a given one:

```
:- lazy fun_eval nums_from/1.
nums_from(X) := [X | nums_from(X+1)].
```

While lazy functions certainly increase the overhead in the execution, they also allow the user to develop in an easy way predicates which can handle infinite terms, and this is the main advantage of the proposed functionality.

Lazy evaluation can be also a better option than eager evaluation when a function in a different module is used and it returns a big amount of data. As an example, we have the following module `module1`:

```
:- module(module1, [test/1], [fsyntax, lazy, hiord]).

:- use_module(library(lazy(lazy_lib)), [nums_from/2, takeWhile/3]).
:- use_module(module2, [squares/2]).
:- use_module(library(arithpreds)).

:- fun_eval test/0.
test := ~takeWhile(('(X) :- X < 10000), ~squares(~nums_from(1))).
```

and another module `module2`:

```
:- module(module1, [test/1], [fsyntax, lazy, hiord]).

:- use_module(library(lazy(lazy_lib)), [nums_from/2, takeWhile/3]).
```



```

:- use_module(module2, [squares/2]).
:- use_module(library(arithpreds)).

:- fun_eval test/0.
test := ~takeWhile(('(X) :- X < 10000), ~squares(~nums_from(1))).

```

Function `test/0` in module `m1` needs to execute function `squares/1`, in module `m2`, which will return a very long list (in the case of this example this list will be infinite, but the conclusions also apply with finite but long lists). If `squares/1` were executed eagerly then the entire list would be returned, to immediately execute the `take/2` function with the entire list, but creating this intermediate result is wasteful in terms of memory requirements. In order to solve this problem, the `squares/1` function could be moved to module `m1` and merged with `take/2` (or, also, they could exchange a size parameter). But rearranging the program is not always possible and may perhaps complicate other aspects of the overall program design.

If instead the `squares/1` function is evaluated lazily, it is possible to keep the definitions unchanged and in different modules and there will be a smaller memory penalty for storing the intermediate result. As more values are needed by the `take/2` function, more values in the list returned by `squares/1` are built (in this example, only 10 values). These values that have been consumed and passed over will be recovered by the garbage collector and the corresponding memory freed. The query:

```
?- test(X).
```

will compute `X = [1,4,9,16,25,36,49,64,81,100]`.

A library of useful functions has been added to this package to allow the programmer to develop lazy functions easily and with a well-defined syntax. This library is called `lazy_lib.pl` and it provides the following functions:

- `nums_from(+X,-List)`: `List` is unified with an infinite list of successive numbers starting in `X`.
- `nums_from_inc(+X,+Y,-List)`: `List` is unified with an infinite list of successive numbers starting in `X` with an increment of `Y`.
- `repeat(+X,-List)`: `List` is unified with an infinite list of the term `Y`.
- `cycle(+X,-List)`: `List` is unified with an infinite list of the term `Y` repeated infinite times.
- `take(+X,+ListA,-ListR)`: `ListR` is unified with the first `X` elements of the infinite list `ListA`.
- `takeWhile(+P,+ListA,-ListR)`: `ListR` is unified with the first elements of the infinite list `ListA` while the condition `P` is true.
- `drop(+X,+ListA,-ListR)`: `ListR` is unified with the infinite list `ListA` dropping the first `X` elements.
- `dropWhile(+P,+ListA,-ListR)`: `ListR` is unified with the infinite list `ListA` dropping the first elements while the condition `P` is true.
- `splitAt(+X,+ListA,-Res)`: `Res` is unified with a tuple of lists where the first list is composed by the first `X` elements of the list `ListA` and the second list is composed by the rest of the elements of `ListA`.
- `span(+P,+ListA,-Res)`: `Res` is unified with a tuple of lists where the first list is composed by the elements of `ListA` which verify the condition `P` and the second list is composed by the rest of the elements of the initial list.
- `tail(+ListA,-ListR)`: `ListR` is unified with the tail of the infinite list `ListA`.
- `lazy_map(+ListA,+P,-ListR)`: Version of the `map/3` predicate to be executed lazily.
- `lazy_foldl(+ListA,+X,+P,-ListR)`: Version of the `foldl/3` predicate to be executed lazily.

- `zipWith(+P,+ListA,+ListB,-ListR)`: `ListR` is a list whose elements are calculated from the function `P` and the elements of input lists `ListA` and `ListB` occurring at the same position in both lists.

## 207.1 Usage and interface (`lazy_doc`)

- **Library usage:**

```
:- use_package(lazy).
```

or

```
:- module(...,...,[lazy]).
```
- **New operators defined:**

```
lazy/1 [1170,fx].
```
- **Imports:**
  - *System library modules:*

```
freeze/freeze.
```
  - *Packages:*

```
prelude, nonpure, assertions.
```

## 207.2 Other information (`lazy_doc`)

The translation of the code in order to execute it lazily is explained below.

A sentence translation is provided to handle the `lazy` directives. The translation of a lazy function into a predicate is done in two steps. First, the function is converted into a predicate (using the `fsyntax` package). Then, the resulting predicate is transformed to suspend its execution until the value of the last variable (i.e., the output variable) is needed. This suspension is achieved by the use of the `freeze/1` control primitive that many modern logic programming systems implement quite efficiently (`block` or `when` declarations can obviously also be used, but we explain the transformation in terms of `freeze` because it is more widespread). The translation will rename the original predicate to an internal name and add a bridge predicate with the original name which invokes the internal predicate through a call to `freeze/1`. This will delay the execution of the internal predicate until its result is required, which will be detected as a binding (i.e., demand) of its output variable.

We show now an example of the use of lazy evaluation, and how a lazy function is translated by this package. The following code returns an (infinite) list of fibonacci numbers:

```
:- lazy fun_eval fiblist/0.
fiblist := [0, 1 | ~zipWith(add, FibL, ~tail(FibL))]
:- FibL = fiblist.
```

which is translated into:

```
fiblist(X) :-
 freeze(X, 'fiblist_$$lazy$$'(X)).

'fiblist_$$lazy$$'([0, 1 | Rest]) :-
 fiblist(FibL),
 tail(FibL, T),
 zipWith(add, FibL, T, Rest).
```

In the `fiblist` function defined, any element in the resulting infinite list of fibonacci numbers can be referenced, as for example, `nth(X, ~fiblist, Value)`.. The other functions used in the definition are `tail/2` and `zipWith/3`. These two functions can be found in the **lazy.lib.pl** runtime file.

## 208 Programming MYCIN rules

**Author(s):** Angel Fernandez Pineda.

MYCIN databases are declared as Prolog modules containing mycin rules. Those rules are given a *certainty factor* (*CF*) which denotes an expert's credibility on that rule:

- A value of -1 stands for *surely not*.
- A value of 1 stands for *certainly*.
- A value of 0 stands for *I don't know*.

Intermediate values are allowed.

Mycin rules work on a different way as Prolog clauses: a rule will never fail (in the Prolog sense), it will return a certainty value instead. As a consequence **all** mycin rules will be explored during inference, so the order in which rules are written is not significant. For this reason, the usage of the Prolog *cut* (!) is discouraged.

### 208.1 Usage and interface (mycin\_doc)

- **Library usage:**

In order to declare a mycin database you must include the following declaration as the first one in your file:

```
:- mycin(MycinDataBaseName).
```

- **New declarations defined:**

```
export/1.
```

- **Imports:**

– *Packages:*

```
prelude, nonpure, assertions.
```

### 208.2 Documentation on new declarations (mycin\_doc)

**export/1:**

DECLARATION

This directive allows a given mycin predicate to be called from Prolog programs. The way in which mycin rules are called departs from Prolog ones. For instance, the following mycin predicate:

```
:- export p/1.
```

must be called from Prolog Programs as: `mycin(p(X),CF)`, where *CF* will be binded to the resulting certainty factor. Obviously, the variables on *P/1* may be instantiated as you wish. Since the Prolog predicate *mycin/2* may be imported from several mycin databases, it is recommended to fully qualify those predicate goals. For example : `mydatabase:mycin(p(X),CF)`.

**Usage:** `:- export (Spec).`

*Spec* will be a callable mycin predicate.

### 208.3 Known bugs and planned improvements (mycin\_doc)

- Not fully implemented.
- Dynamic mycin predicates not implemented: open question.
- Importation of user-defined mycin predicates requires further design. This includes importation of mycin databases from another mycin database.

## 209 The Ciao Profiler

**Author(s):** Edison Mera.

The Ciao profiler provides a high-level, flexible way to mark a predicate (or a literal) for profiling. This is done by using declarations to indicate if a program element must be instrumented or not.

By default, if the user does not specify anything, no predicate inside the module will be instrumented as cost center for profiling. The use of at least one declaration saying that a specific predicate must be instrumented overrides this behavior.

The declaration is as follows:

```
:- cost_center pred1/Arity1, ... predN/ArityN.
```

where `pred1/Arity1, ..., predN/ArityN` are the predicates to be instrumented as cost centers. They can be separated by commas or they can be in a list.

By default the engine hooks of all defined cost center are active. The declaration:

```
(predN/ArityN,nohooks)
```

will deactivate them.

Another useful declaration makes possible to indicate that a given predicate is not going to be instrumented as cost center:

```
:- no_cost_center pred1/Arity1, ... predN/ArityN.
```

where `pred1/Arity1, ..., predN/ArityN` are the predicates that will not be instrumented as cost centers. There are two options (as in the previous case): write one assertion for each predicate or declare more than one predicate (separated by commas or in a list) in only one assertion.

The following assertions define the behavior of all the predicates of the module:

```
:- all_cost_center.
```

```
:- all_no_cost_center.
```

They specify respectively that all the predicates in the module will be instrumented as cost centers and that no predicate in the module will be instrumented as cost center. In the first assertion the engine hooks of all defined cost centers are active. The declaration `:- all_cost_center(nohooks).` will deactivate them.

Cost centers can be also defined at literal level replacing the literal by the declaration:

```
:- cost_center(name_cc, literal)
```

where `literal` is the program literal and `name_cc` is the name of its associated cost center. At predicate level the name of both cost center and predicate are equal.

### 209.1 Usage and interface (profiler\_doc)

- **Library usage:**

The Ciao profiler is used by including `profiler` in the package inclusion list of a module, or by means of an explicit `:- use_package(profiler). directive.`

- **Imports:**

- *Packages:*

```
prelude, nonpure, assertions.
```



## 210 ProVRML - a Prolog interface for VRML

**Author(s):** Göran Smedbäck, Manuel Carro (some changes), The CLIP Group.

ProVRML is Prolog library to handle VRML code. The library consists of modules to handle the tokenising, that is breaking the VRML code into smaller parts that can be analysed further. The further analysis will be the parsing. This is a complex part of the library and consists of several modules to handle errors and value check. When the parsing is done we have the Prolog terms of the VRML code. The terms are quite similar to the origin VRML code and can easily be read if you recognise that syntax.

This Prolog terms of the VRML code is then possible to use for analysis, reconstruction, reverse engineering, building blocks for automatic generation of VRML code. There are several possibilities and these are only some of them.

When you are done with the Prolog terms for the code, you would probably want to reverse the action and return to VRML code. This is done with the code generation modules. These are built up in more or less the same manner as the parser modules.

### 210.1 Usage and interface (provrml)

- **Library usage:**

```
:- use_module(library(provrml)).
```

- **Exports:**

- *Predicates:*

```
vrml_web_to_terms/2, vrml_file_to_terms/2, vrml_web_to_terms_file/2, vrml_
file_to_terms_file/2, terms_file_to_vrml/2, terms_file_to_vrml_file/2,
terms_to_vrml_file/2, terms_to_vrml/2, vrml_to_terms/2, vrml_in_out/2,
vrml_http_access/2.
```

- **Imports:**

- *System library modules:*

```
pillow/http, pillow/html, provrml/provrml_io, provrml/provrml_parser,
provrml/generator.
```

- *Packages:*

```
prelude, nonpure, assertions, isomodes, regtypes, pillow.
```

### 210.2 Documentation on exports (provrml)

#### vrml\_web\_to\_terms/2:

PREDICATE

**Usage:** vrml\_web\_to\_terms(WEBAAddress, Terms)

Given a address to a VRML-document on the Internet, the predicate will return the prolog-terms.

- *Call and exit should be compatible with:*

WEBAAddress is an atom. (basic\_props:atom/1)

Terms is a string (a list of character codes). (basic\_props:string/1)

- *The following properties should hold at call time:*

WEBAAddress is currently a term which is not a free variable. (term\_typing:nonvar/1)

Terms is a free variable. (term\_typing:var/1)



**vrml\_file\_to\_terms/2:** PREDICATE**Usage 1:** vrml\_file\_to\_terms(FileName,Term)

Given a filename containing a VRML-file the predicate returns the prolog terms corresponding.

- *Call and exit should be compatible with:*

FileName is an atom. (basic\_props:atm/1)

Term is an atom. (basic\_props:atm/1)

- *The following properties should hold at call time:*

FileName is currently a term which is not a free variable. (term\_typing:nonvar/1)

Term is a free variable. (term\_typing:var/1)

**Usage 2:** vrml\_file\_to\_terms(FileName,Terms)

Given a filename containing a VRML-file and a filename, the predicate write the prolog terms corresponding to the filename.

- *Call and exit should be compatible with:*

FileName is an atom. (basic\_props:atm/1)

Terms is an atom. (basic\_props:atm/1)

- *The following properties should hold at call time:*

FileName is currently a term which is not a free variable. (term\_typing:nonvar/1)

Terms is currently a term which is not a free variable. (term\_typing:nonvar/1)

**vrml\_web\_to\_terms\_file/2:** PREDICATE**Usage:** vrml\_web\_to\_terms\_file(WEBAddress,FileName)

Given a address to a VRML-document on the Internet and a filename, the predicate will write the prolog-terms to the file.

- *Call and exit should be compatible with:*

WEBAddress is an atom. (basic\_props:atm/1)

FileName is an atom. (basic\_props:atm/1)

- *The following properties should hold at call time:*

WEBAddress is currently a term which is not a free variable. (term\_typing:nonvar/1)

FileName is currently a term which is not a free variable. (term\_typing:nonvar/1)

**vrml\_file\_to\_terms\_file/2:** PREDICATE

No further documentation available for this predicate.

**terms\_file\_to\_vrml/2:** PREDICATE**Usage:** terms\_file\_to\_vrml(FileName,List)

From a given filename with prologterms on the special format, the predicate returns the corresponding VRML-code.

- *Call and exit should be compatible with:*

FileName is an atom. (basic\_props:atm/1)

List is a string (a list of character codes). (basic\_props:string/1)

- *The following properties should hold at call time:*

FileName is currently a term which is not a free variable. (term\_typing:nonvar/1)

List is a free variable. (term\_typing:var/1)

**terms\_file\_to\_vrml\_file/2:** PREDICATE**Usage:** terms\_file\_to\_vrml\_file(Atom,Atom)

From a given filename with prologterms on the special format, the predicate writes the corresponding VRML-code to second filename.

- *Call and exit should be compatible with:*

Atom is an atom. (basic\_props:atm/1)

Atom is an atom. (basic\_props:atm/1)

- *The following properties should hold at call time:*

Atom is currently a term which is not a free variable. (term\_typing:nonvar/1)

Atom is currently a term which is not a free variable. (term\_typing:nonvar/1)

**terms\_to\_vrml\_file/2:** PREDICATE**Usage:** terms\_to\_vrml\_file(Term,FileName)

Given prolog-terms the predicate writes the corresponding VRML-code to the given file.

- *Call and exit should be compatible with:*

Term is an atom. (basic\_props:atm/1)

FileName is an atom. (basic\_props:atm/1)

- *The following properties should hold at call time:*

Term is currently a term which is not a free variable. (term\_typing:nonvar/1)

FileName is currently a term which is not a free variable. (term\_typing:nonvar/1)

**terms\_to\_vrml/2:** PREDICATE**Usage:** terms\_to\_vrml(Term,VRMLCode)

Given prolog-terms the predicate returns a list with the corresponding VRML-code.

- *Call and exit should be compatible with:*

Term is an atom. (basic\_props:atm/1)

VRMLCode is a string (a list of character codes). (basic\_props:string/1)

- *The following properties should hold at call time:*

Term is currently a term which is not a free variable. (term\_typing:nonvar/1)

VRMLCode is a free variable. (term\_typing:var/1)

**vrml\_to\_terms/2:** PREDICATE**Usage:** vrml\_to\_terms(VRMLCode,Terms)

Given a list with VRML-code the predicate will return the corresponding prolog-terms.

- *Call and exit should be compatible with:*

VRMLCode is a string (a list of character codes). (basic\_props:string/1)

Terms is an atom. (basic\_props:atm/1)

- *The following properties should hold at call time:*

VRMLCode is currently a term which is not a free variable. (term\_typing:nonvar/1)

Terms is a free variable. (term\_typing:var/1)

**vrml\_in\_out/2:**

PREDICATE

**Usage:** vrml\_in\_out(FileName,FileName)

This is a controll-predicate that given a filename to a VRML-file and a filename, the predicate will read the VRML-code. Transform it to prolog-terms and then transform it back to VRRML-code and write it to the latter file.

- *Call and exit should be compatible with:*

FileName is an atom. (basic\_props:atm/1)

FileName is an atom. (basic\_props:atm/1)

- *The following properties should hold at call time:*

FileName is currently a term which is not a free variable. (term\_typing:nonvar/1)

FileName is currently a term which is not a free variable. (term\_typing:nonvar/1)

**vrml\_http\_access/2:**

PREDICATE

**Usage:** vrml\_http\_access(ReadFilename,BaseFilename)

Given a web-address to a VRML-file the predicate will load the code, write it first to the second argument with extension '.first.wrl'. Then it transform the code to prolog terms and write it with the extension '.term'. Transform it back to VRML-code and write it to the filename with '.wrl'. A good test-predicate.

- *Call and exit should be compatible with:*

ReadFilename is an atom. (basic\_props:atm/1)

BaseFilename is an atom. (basic\_props:atm/1)

- *The following properties should hold at call time:*

ReadFilename is currently a term which is not a free variable. (term\_typing:nonvar/1)

BaseFilename is currently a term which is not a free variable. (term\_typing:nonvar/1)

**210.3 Documentation on internals (provrml)****read\_page/2:**

PREDICATE

**Usage:** read\_page(WEBAddress,Data)

This routine reads a page on the web using pillow routines.

- *Call and exit should be compatible with:*

WEBAddress is an atom. (basic\_props:atm/1)

Data is a string (a list of character codes). (basic\_props:string/1)

- *The following properties should hold at call time:*

WEBAddress is currently a term which is not a free variable. (term\_typing:nonvar/1)

Data is a free variable. (term\_typing:var/1)

## 211 boundary (library)

**Author(s):** Göran Smedbäck.

This module offers predicate to check values according to their boundaries and offers lists of possible node ascendants.

### 211.1 Usage and interface (boundary)

- **Library usage:**  
`:- use_module(library(boundary)).`
- **Exports:**
  - *Predicates:*  
`boundary_check/3, boundary_rotation_first/2, boundary_rotation_last/2, reserved_words/1, children_nodes/1.`
- **Imports:**
  - *System library modules:*  
`aggregates, dynamic, iso_misc, iso_byte_char, iso_incomplete, operators, read, write, terms_check, terms_vars, cyclic_terms, provrml/internal_types, provrml/provrmlerror.`
  - *Packages:*  
`prelude, nonpure, assertions, isomodes, regtypes, iso, dcg.`

### 211.2 Documentation on exports (boundary)

#### **boundary\_check/3:**

PREDICATE

**Usage:** `boundary_check(Value_to_check, Init_value, Bound)`

This predicate check the boundaries of the given value according to the boudary values. If the value is wrong according to the boundaries, the value is checked according to the initial value given. If the value continues to be wrong, an error will be raised accordingly.

- *Call and exit should be compatible with:*

`Value_to_check` is an atom. (basic\_props:atm/1)

`Init_value` is a list of atms. (basic\_props:list/2)

`Bound` is a variable interval. (internal\_types:bound/1)

- *The following properties should hold at call time:*

`Value_to_check` is currently a term which is not a free variable. (term\_typing:nonvar/1)

`Init_value` is currently a term which is not a free variable. (term\_typing:nonvar/1)

`Bound` is currently a term which is not a free variable. (term\_typing:nonvar/1)

#### **boundary\_rotation\_first/2:**

PREDICATE

**Usage:** `boundary_rotation_first(Bound_double, Bound)`

The predicate will extract the first bounds from a double bound.

- *Call and exit should be compatible with:*
  - `Bound_double` is a variable interval. (internal\_types:bound\_double/1)
  - `Bound` is a variable interval. (internal\_types:bound/1)
- *The following properties should hold at call time:*
  - `Bound_double` is currently a term which is not a free variable. (term\_typing:nonvar/1)
  - `Bound` is a free variable. (term\_typing:var/1)

**boundary\_rotation\_last/2:**

PREDICATE

**Usage:** `boundary_rotation_last(Bound_double, Bound)`

The predicate will extract the last bounds from a double bound.

- *Call and exit should be compatible with:*
  - `Bound_double` is a variable interval. (internal\_types:bound\_double/1)
  - `Bound` is a variable interval. (internal\_types:bound/1)
- *The following properties should hold at call time:*
  - `Bound_double` is currently a term which is not a free variable. (term\_typing:nonvar/1)
  - `Bound` is a free variable. (term\_typing:var/1)

**reserved\_words/1:**

PREDICATE

**Usage:** `reserved_words(List)`

Returns a list with the reserved words, words prohibited to use in cases not appropriated.

- *Call and exit should be compatible with:*
  - `List` is a list of `atms`. (basic\_props:list/2)
- *The following properties should hold at call time:*
  - `List` is a free variable. (term\_typing:var/1)

**children\_nodes/1:**

PREDICATE

**Usage:** `children_nodes(List)`

Returns a list of all nodes possible as children nodes.

- *Call and exit should be compatible with:*
  - `List` is a list of `atms`. (basic\_props:list/2)
- *The following properties should hold at call time:*
  - `List` is a free variable. (term\_typing:var/1)

## 212 dictionary (library)

**Author(s):** Göran Smedbäck.

This module contains the fixed dictionary. All the nodes in VRML with their associated fields.

### 212.1 Usage and interface (dictionary)

- **Library usage:**  
`:- use_module(library(dictionary)).`
- **Exports:**
  - *Predicates:*  
`dictionary/6.`
- **Imports:**
  - *System library modules:*  
`aggregates, dynamic, iso_misc, iso_byte_char, iso_incomplete, operators, read, write, terms_check, terms_vars, cyclic_terms, provrml/internal_types.`
  - *Packages:*  
`prelude, nonpure, assertions, isomodes, regtypes, iso, dcg.`

### 212.2 Documentation on exports (dictionary)

#### dictionary/6:

PREDICATE

##### Usage

1:

`dictionary(NodeTypeId,AccessType,FieldTypeId,FieldId,Init_value,Boundary)`

To lookup information about the nodes, getting their properties. Note that the type returned for the bound can be of two different types bound or bound\_double. The rotation type have one bound for the directions and one for the degree of rotation.

- *Call and exit should be compatible with:*

`NodeTypeId` is an atom. (basic\_props:atm/1)

`AccessType` is an atom. (basic\_props:atm/1)

`FieldTypeId` is an atom. (basic\_props:atm/1)

`FieldId` is an atom. (basic\_props:atm/1)

`Init_value` is a list of atoms. (basic\_props:list/2)

`Boundary` is a variable interval. (internal\_types:bound/1)

- *The following properties should hold at call time:*

`Init_value` is a free variable. (term\_typing:var/1)

`Boundary` is a free variable. (term\_typing:var/1)

##### Usage

2:

`dictionary(NodeTypeId,AccessType,FieldTypeId,FieldId,Init_value,Boundary)`

To lookup information about the nodes, getting their properties. Note that the type returned for the bound can be of two different types bound or bound\_double. The rotation type have one bound for the directions and one for the degree of rotation.

- *Call and exit should be compatible with:*
  - NodeTypeId is an atom. (basic\_props:atm/1)
  - AccessType is an atom. (basic\_props:atm/1)
  - FieldTypeId is an atom. (basic\_props:atm/1)
  - FieldId is an atom. (basic\_props:atm/1)
  - Init\_value is a list of atms. (basic\_props:list/2)
  - Boundary is a variable interval. (internal\_types:bound\_double/1)
- *The following properties should hold at call time:*
  - Init\_value is a free variable. (term\_typing:var/1)
  - Boundary is a free variable. (term\_typing:var/1)

## 213 dictionary\_tree (library)

**Author(s):** Göran Smedbäck.

This module offers a dynamic tree structured dictionary a bit combined with predicates that gives it the useability to be the dictionary for the parser.

### 213.1 Usage and interface (dictionary\_tree)

- **Library usage:**  
 :- use\_module(library(dictionary\_tree)).
- **Exports:**
  - *Predicates:*  
 create\_dictionaries/1, is\_dictionaries/1, get\_definition\_dictionary/2,  
 get\_prototype\_dictionary/2, dictionary\_insert/5, dictionary\_lookup/5,  
 merge\_tree/2.
- **Imports:**
  - *System library modules:*  
 aggregates, dynamic, iso\_misc, iso\_byte\_char, iso\_incomplete, operators, read,  
 write, terms\_check, terms\_vars, cyclic\_terms, lists, provrml/internal\_types.
  - *Packages:*  
 prelude, nonpure, assertions, isomodes, regtypes, iso, dcg.

### 213.2 Documentation on exports (dictionary\_tree)

**create\_dictionaries/1:** PREDICATE

**Usage:** create\_dictionaries(Dictionary)

Returns a dictionary. A general name was used if the user would like to change the code to include more dictionaries.

- *Call and exit should be compatible with:*

Dictionary is a dictionary. (internal\_types:dictionary/1)

- *The following properties should hold at call time:*

Dictionary is a free variable. (term\_typing:var/1)

**is\_dictionaries/1:** PREDICATE

**Usage:** is\_dictionaries(Dictionary)

Is the argument a dictionary is solved by this predicate.

- *Call and exit should be compatible with:*

Dictionary is a dictionary. (internal\_types:dictionary/1)



**get\_definition\_dictionary/2:**

PREDICATE

**Usage:** `get_definition_dictionary(Dictionary,Tree)`

Returns the definition dictionary (for the moment there is only one dictionary), which is a tree representation.

- *Call and exit should be compatible with:*

`Dictionary` is a dictionary. (internal\_types:dictionary/1)

`Tree` is a tree structure. (internal\_types:tree/1)

- *The following properties should hold at call time:*

`Dictionary` is currently a term which is not a free variable. (term\_typing:nonvar/1)

`Tree` is a free variable. (term\_typing:var/1)

**get\_prototype\_dictionary/2:**

PREDICATE

**Usage:** `get_prototype_dictionary(Dictionary,Tree)`

Returns the prototype dictionary (for the moment there is only one dictionary), which is a tree representation.

- *Call and exit should be compatible with:*

`Dictionary` is a dictionary. (internal\_types:dictionary/1)

`Tree` is a tree structure. (internal\_types:tree/1)

- *The following properties should hold at call time:*

`Dictionary` is currently a term which is not a free variable. (term\_typing:nonvar/1)

`Tree` is a free variable. (term\_typing:var/1)

**dictionary\_insert/5:**

PREDICATE

**Usage:** `dictionary_insert(Key,Type,Field,Dictionary,Info)`

The predicate will search for the place for the `Key` and return `Info`, if the element inserted had a post before (same key value) multiple else new. The dictionary is dynamic and do not need output because of using unbinded variables.

- *Call and exit should be compatible with:*

`Key` is an atom. (basic\_props:atm/1)

`Type` is an atom. (basic\_props:atm/1)

`Field` is any term. (basic\_props:term/1)

`Dictionary` is a tree structure. (internal\_types:tree/1)

`Info` is an atom. (basic\_props:atm/1)

- *The following properties should hold at call time:*

`Key` is currently a term which is not a free variable. (term\_typing:nonvar/1)

`Type` is currently a term which is not a free variable. (term\_typing:nonvar/1)

`Field` is currently a term which is not a free variable. (term\_typing:nonvar/1)

`Dictionary` is currently a term which is not a free variable. (term\_typing:nonvar/1)

**dictionary\_lookup/5:**

PREDICATE

**Usage:** `dictionary_lookup(Key,Type,Field,Dictionary,Info)`

The predicate will search for the `Key` and return `Info`;defined or undefined accordingly. If defined the fields will be filled as well. The predicate do not insert the element.

- *Call and exit should be compatible with:*
  - Key** is an atom. (basic\_props:atm/1)
  - Type** is an atom. (basic\_props:atm/1)
  - Field** is any term. (basic\_props:term/1)
  - Dictionary** is a dictionary. (internal\_types:dictionary/1)
  - Info** is an atom. (basic\_props:atm/1)
- *The following properties should hold at call time:*
  - Key** is currently a term which is not a free variable. (term\_typing:nonvar/1)
  - Dictionary** is currently a term which is not a free variable. (term\_typing:nonvar/1)
  - Info** is a free variable. (term\_typing:var/1)

**merge\_tree/2:**

PREDICATE

**Usage:** merge\_tree(Tree,Tree)

The predicate can be used for adding a tree dictionary to another one (the second). It will remove equal posts but posts with a slight difference will be inserted. The resulting tree will be the second tree.

- *Call and exit should be compatible with:*
  - Tree** is a tree structure. (internal\_types:tree/1)
  - Tree** is a tree structure. (internal\_types:tree/1)
- *The following properties should hold at call time:*
  - Tree** is currently a term which is not a free variable. (term\_typing:nonvar/1)
  - Tree** is currently a term which is not a free variable. (term\_typing:nonvar/1)



## 214 provrmlerror (library)

**Author(s):** Göran Smedbäck.

This file implements error predicates of different types.

### 214.1 Usage and interface (provrmlerror)

- **Library usage:**  
`:- use_module(library(provrmlerror)).`
- **Exports:**
  - *Predicates:*  
`error_vrml/1, output_error/1.`
- **Imports:**
  - *System library modules:*  
`write.`
  - *Packages:*  
`prelude, nonpure, assertions, isomodes.`

### 214.2 Documentation on exports (provrmlerror)

**error\_vrml/1:** PREDICATE

**Usage:** `error_vrml(Structure)`

Given a structure with the error type as its head with possible arguments, it will write the associated error-text.

- *Call and exit should be compatible with:*  
`Structure` is any term. (basic\_props:term/1)
- *The following properties should hold at call time:*  
`Structure` is currently a term which is not a free variable. (term\_typing:nonvar/1)

**output\_error/1:** PREDICATE

**Usage:** `output_error(Message)`

This predicate will print the error message given as the argument. This predicate is used for warnings that only needs to be given as information and not necessarily give an error by the VRML browser.

- *Call and exit should be compatible with:*  
`Message` is a list of `atms`. (basic\_props:list/2)
- *The following properties should hold at call time:*  
`Message` is currently a term which is not a free variable. (term\_typing:nonvar/1)



## 215 field\_type (library)

**Author(s):** Göran Smedbäck.

### 215.1 Usage and interface (field\_type)

- **Library usage:**  
   :- use\_module(library(field\_type)).
- **Exports:**
  - *Predicates:*  
   fieldType/1.
- **Imports:**
  - *Packages:*  
   prelude, nonpure, assertions, isomodes.

### 215.2 Documentation on exports (field\_type)

#### fieldType/1:

PREDICATE

**Usage:** fieldType(FieldTypeId)

Boolean predicate used to check the fieldTypeId with the defiened.

- *Call and exit should be compatible with:*

FieldTypeId is an atom.

(basic\_props:atom/1)

- *The following properties should hold at call time:*

FieldTypeId is currently a term which is not a free variable. (term\_typing:nonvar/1)



## 216 field\_value (library)

**Author(s):** Göran Smedbäck.

### 216.1 Usage and interface (field\_value)

- **Library usage:**  
:- use\_module(library(field\_value)).
- **Exports:**
  - *Predicates:*  
fieldValue/6, mfstringValue/5.
  - *Properties:*  
parse/1.
- **Imports:**
  - *System library modules:*  
lists, provrml/provrml\_parser, provrml/parser\_util, provrml/provrmlerror.
  - *Packages:*  
prelude, nonpure, assertions, isomodes, dcg.

### 216.2 Documentation on exports (field\_value)

#### fieldValue/6:

PREDICATE

**Usage:** fieldValue(ParseIn,ParseOut,FieldTypeId,FieldValue,L,T)

The predicate read the fieldValue from the input token stream and return the value of the parsing. The resulting list might be of numbers, strings or VRML code dependnig on the FieldTypeId.

- *Call and exit should be compatible with:*

field_value:parse(ParseIn)	(field_value:parse/1)
field_value:parse(ParseOut)	(field_value:parse/1)
FieldTypeId is an atom.	(basic_props:atom/1)
FieldValue is a list of terms.	(basic_props:list/2)
L is a list.	(basic_props:list/1)
T is a list.	(basic_props:list/1)
- *The following properties should hold at call time:*

ParseIn is currently a term which is not a free variable.	(term_typing:nonvar/1)
ParseOut is a free variable.	(term_typing:var/1)
FieldTypeId is currently a term which is not a free variable.	(term_typing:nonvar/1)
FieldValue is a free variable.	(term_typing:var/1)

#### mfstringValue/5:

PREDICATE

**Usage:** mfstringValue(ParseIn,ParseOut,Value,L,T)

The predicate is exported for 'EXTERNPROTO' use, where names for locations are given. Reads one string value or multiple stringvalues from a list.



- *Call and exit should be compatible with:*
  - field\_value:parse(ParseIn) (field\_value:parse/1)
  - field\_value:parse(ParseOut) (field\_value:parse/1)
  - Value is a list of strings. (basic\_props:list/2)
  - L is a list. (basic\_props:list/1)
  - T is a list. (basic\_props:list/1)
- *The following properties should hold at call time:*
  - ParseIn is currently a term which is not a free variable. (term\_typing:nonvar/1)
  - ParseOut is a free variable. (term\_typing:var/1)
  - Value is a free variable. (term\_typing:var/1)

**parse/1:**

PROPERTY

A property, defined as follows:

```

parse(_1).
parse(parse(In,Out,Env,Dic)) :-
 list(In),
 list(Out),
 environment(Env),
 dictionary(Dic).

```

## 217 field\_value\_check (library)

**Author(s):** Göran Smedbäck.

### 217.1 Usage and interface (field\_value\_check)

- **Library usage:**  
 :- use\_module(library(field\_value\_check)).
- **Exports:**
  - *Predicates:*  
 fieldValue\_check/8, mfstringValue/7.
- **Imports:**
  - *System library modules:*  
 provrml/provrml\_io, provrml/generator\_util, provrml/boundary,  
 provrml/tokeniser, provrml/generator, provrml/parser\_util.
  - *Packages:*  
 prelude, nonpure, dcg, assertions, isomodes.

### 217.2 Documentation on exports (field\_value\_check)

#### fieldValue\_check/8:

PREDICATE

##### Usage:

fieldValue\_

check(FieldTypeId, Value, ParseIn, ParseOut, InitValue, Boundary, L, T)

The predicate read the fieldValue from the input token stream from the ParseIn. Checks of the values will be done in other module but initiated here. The values will be, if correct, collected via the DCG with the out/3 predicate for later output.

All the predicates have the same meaning as the corresponding predicates in the input module field\_value.pl. For more information about the different please see that module.

- *Call and exit should be compatible with:*

FieldTypeId is an atom.	(basic_props:atm/1)
Value is a list.	(basic_props:list/1)
field_value_check:parse(ParseIn)	(field_value_check:parse/1)
field_value_check:parse(ParseOut)	(field_value_check:parse/1)
InitValue is an atom.	(basic_props:atm/1)
Boundary is an atom.	(basic_props:atm/1)
L is a list.	(basic_props:list/1)
T is a list.	(basic_props:list/1)

- *The following properties should hold at call time:*

FieldTypeId is currently a term which is not a free variable.	(term_typing:nonvar/1)
Value is currently a term which is not a free variable.	(term_typing:nonvar/1)
ParseIn is currently a term which is not a free variable.	(term_typing:nonvar/1)
ParseOut is a free variable.	(term_typing:var/1)
InitValue is currently a term which is not a free variable.	(term_typing:nonvar/1)
Boundary is currently a term which is not a free variable.	(term_typing:nonvar/1)

**mfstringValue/7:**

No further documentation available for this predicate.

PREDICATE

## 218 generator (library)

**Author(s):** Göran Smedbäck.

### 218.1 Usage and interface (generator)

- **Library usage:**  
`:- use_module(library(generator)).`
- **Exports:**
  - *Predicates:*  
`generator/2, nodeDeclaration/4.`
- **Imports:**
  - *System library modules:*  
`aggregates, dynamic, iso_misc, iso_byte_char, iso_incomplete, operators,  
read, write, terms_check, terms_vars, cyclic_terms, provrml/provrml_  
io, provrml/generator_util, provrml/parser_util, provrml/provrmlerror,  
provrml/internal_types.`
  - *Packages:*  
`prelude, nonpure, assertions, regtypes, isomodes, dcg, iso.`

### 218.2 Documentation on exports (generator)

#### **generator/2:**

PREDICATE

**Usage:** `generator(Terms, VRML)`

This predicate is the generator of VRML code. It accepts a list of terms that is correct VRML code, other kind of terms will be rejected will error message accordingly. The output is a string of correct VRML code, acceptable for VRML browsers.

- *Call and exit should be compatible with:*
  - `Terms` is a list of terms. (basic\_props:list/2)
  - `VRML` is a string (a list of character codes). (basic\_props:string/1)
- *The following properties should hold at call time:*
  - `Terms` is currently a term which is not a free variable. (term\_typing:nonvar/1)
  - `VRML` is a free variable. (term\_typing:var/1)

#### **nodeDeclaration/4:**

PREDICATE

**Usage:** `nodeDeclaration(ParseIn, ParseOut, L, T)`

The node declaration can be constructed by a DEFinition, we then make a call to `generator_util` to make proper settings before continue. There can be a USE of a prior defined node or we can have a normal node declaration, one of the built ins.

- *Call and exit should be compatible with:*
  - `ParseIn` is a parse structure. (internal\_types:parse/1)
  - `ParseOut` is a parse structure. (internal\_types:parse/1)
  - `L` is a list. (basic\_props:list/1)
  - `T` is a list. (basic\_props:list/1)

– *The following properties should hold at call time:*

`ParseIn` is currently a term which is not a free variable.

(term\_typing:nonvar/1)

`ParseOut` is a free variable.

(term\_typing:var/1)

## 219 generator\_util (library)

**Author(s):** Göran Smedbäck.

### 219.1 Usage and interface (generator\_util)

- **Library usage:**
  - :- use\_module(library(generator\_util)).
- **Exports:**
  - *Predicates:*
    - reading/4, reading/5, reading/6, open\_node/6, close\_node/5, close\_nodeGut/4, open\_PROTO/4, close\_PROTO/6, open\_EXTERNPROTO/5, close\_EXTERNPROTO/6, open\_DEF/5, close\_DEF/5, open\_Script/5, close\_Script/5, decompose\_field/3, indentation\_list/2, start\_vrmlScene/4, remove\_comments/4.
- **Imports:**
  - *System library modules:*
    - provrml/provrmlerror, provrml/provrml\_io, provrml/field\_value, provrml/field\_value\_check, provrml/lookup, provrml/parser\_util.
  - *Packages:*
    - prelude, nonpure, dcg, assertions, nortchecks, isomodes.

### 219.2 Documentation on exports (generator\_util)

#### reading/4:

PREDICATE

**Usage 1:** reading(DEF,Parse,L,T)

This predicate will check if we have the special key word.

- *Call and exit should be compatible with:*
  - DEF is an atom. (basic\_props:atm/1)
  - Parse is a parse structure. (internal\_types:parse/1)
  - L is a list. (basic\_props:list/1)
  - T is a list. (basic\_props:list/1)
- *The following properties should hold at call time:*
  - DEF is currently a term which is not a free variable. (term\_typing:nonvar/1)
  - Parse is currently a term which is not a free variable. (term\_typing:nonvar/1)

**Usage 2:** reading(IS,NodeId,ParseIn,ParseOut)

This predicate will refer to a formerly introduced interface. We do a checkup of the access type and output the values.

- *Call and exit should be compatible with:*
  - IS is an atom. (basic\_props:atm/1)
  - NodeId is an atom. (basic\_props:atm/1)
  - ParseIn is a parse structure. (internal\_types:parse/1)
  - ParseOut is a parse structure. (internal\_types:parse/1)

- *The following properties should hold at call time:*
  - IS is currently a term which is not a free variable. (term\_typing:nonvar/1)
  - NodeId is currently a term which is not a free variable. (term\_typing:nonvar/1)
  - ParseIn is currently a term which is not a free variable. (term\_typing:nonvar/1)
  - ParseOut is a free variable. (term\_typing:var/1)

**Usage 3:** `reading(Node,Parse,L,T)`

This predicate will read a node so we will check the properties of that one and then continue the progress in the generation.

- *Call and exit should be compatible with:*
  - Node is an atom. (basic\_props:atom/1)
  - Parse is a parse structure. (internal\_types:parse/1)
  - L is a list. (basic\_props:list/1)
  - T is a list. (basic\_props:list/1)
- *The following properties should hold at call time:*
  - Node is currently a term which is not a free variable. (term\_typing:nonvar/1)
  - Parse is currently a term which is not a free variable. (term\_typing:nonvar/1)

**Usage 4:** `reading(Script,Parse,L,T)`

This predicate read a script and will then continue the generation.

- *Call and exit should be compatible with:*
  - Script is an atom. (basic\_props:atom/1)
  - Parse is a parse structure. (internal\_types:parse/1)
  - L is a list. (basic\_props:list/1)
  - T is a list. (basic\_props:list/1)
- *The following properties should hold at call time:*
  - Script is currently a term which is not a free variable. (term\_typing:nonvar/1)
  - Parse is currently a term which is not a free variable. (term\_typing:nonvar/1)

**Usage 5:** `reading(NodeGut,NodeName,ParseIn,ParseOut)`

This predicate will read a node gut and will check the field according to the name.

- *Call and exit should be compatible with:*
  - NodeGut is an atom. (basic\_props:atom/1)
  - NodeName is an atom. (basic\_props:atom/1)
  - ParseIn is a parse structure. (internal\_types:parse/1)
  - ParseOut is a parse structure. (internal\_types:parse/1)
- *The following properties should hold at call time:*
  - NodeGut is currently a term which is not a free variable. (term\_typing:nonvar/1)
  - NodeName is currently a term which is not a free variable. (term\_typing:nonvar/1)
  - ParseIn is currently a term which is not a free variable. (term\_typing:nonvar/1)
  - ParseOut is a free variable. (term\_typing:var/1)

**Usage 6:** `reading(PROTO,Parse,L,T)`

This predicate will read a prototype, check that the term name is the one, 'PROTO'.

- *Call and exit should be compatible with:*
  - PROTO is an atom. (basic\_props:atom/1)
  - Parse is a parse structure. (internal\_types:parse/1)
  - L is a list. (basic\_props:list/1)
  - T is a list. (basic\_props:list/1)

- *The following properties should hold at call time:*
  - PROTO is currently a term which is not a free variable. (term\_typing:nonvar/1)
  - Parse is currently a term which is not a free variable. (term\_typing:nonvar/1)

**Usage 7:** reading(EXTERNPROTO,Parse,L,T)

This predicate read a term with the name given as the first argument.

- *Call and exit should be compatible with:*
  - EXTERNPROTO is an atom. (basic\_props:atom/1)
  - Parse is a parse structure. (internal\_types:parse/1)
  - L is a list. (basic\_props:list/1)
  - T is a list. (basic\_props:list/1)
- *The following properties should hold at call time:*
  - EXTERNPROTO is currently a term which is not a free variable. (term\_typing:nonvar/1)
  - Parse is currently a term which is not a free variable. (term\_typing:nonvar/1)

**reading/5:**

PREDICATE

**Usage 1:** reading(Entrance,ParseIn,ParseOut,L,T)

This predicate is a general predicate in this help module. The first argument is a key word to direct the input to the right entrance. When I say output in the following predicates I am referring to the out predicate which actually will use the features of DCG and we will add the output terms in a list for later output. The list is hidden to the user but is in this case the fourth argument will be the list and the fifth will be the resulting list, hopefully empty after the generation. Then we should have read all the terms.

- *Call and exit should be compatible with:*
  - Entrance is an atom. (basic\_props:atom/1)
  - ParseIn is a parse structure. (internal\_types:parse/1)
  - ParseOut is a parse structure. (internal\_types:parse/1)
  - L is a list. (basic\_props:list/1)
  - T is a list. (basic\_props:list/1)
- *The following properties should hold at call time:*
  - Entrance is currently a term which is not a free variable. (term\_typing:nonvar/1)
  - ParseIn is currently a term which is not a free variable. (term\_typing:nonvar/1)
  - ParseOut is a free variable. (term\_typing:var/1)

**Usage 2:** reading(Empty,ParseIn,ParseOut,L,T)

This predicate check if we have ran out of input and is ready to terminate the reading.

- *Call and exit should be compatible with:*
  - Empty is an atom. (basic\_props:atom/1)
  - ParseIn is a parse structure. (internal\_types:parse/1)
  - ParseOut is a parse structure. (internal\_types:parse/1)
  - L is a list. (basic\_props:list/1)
  - T is a list. (basic\_props:list/1)
- *The following properties should hold at call time:*
  - Empty is currently a term which is not a free variable. (term\_typing:nonvar/1)
  - ParseIn is currently a term which is not a free variable. (term\_typing:nonvar/1)
  - ParseOut is a free variable. (term\_typing:var/1)



**Usage 3:** `reading(Header,ParseIn,ParseOut,L,T)`

This predicate read the header and after the header we can have more information, that is comments.

- *Call and exit should be compatible with:*
  - Header is an atom. (basic\_props:atm/1)
  - ParseIn is a parse structure. (internal\_types:parse/1)
  - ParseOut is a parse structure. (internal\_types:parse/1)
  - L is a list. (basic\_props:list/1)
  - T is a list. (basic\_props:list/1)
- *The following properties should hold at call time:*
  - Header is currently a term which is not a free variable. (term\_typing:nonvar/1)
  - ParseIn is currently a term which is not a free variable. (term\_typing:nonvar/1)
  - ParseOut is a free variable. (term\_typing:var/1)

**Usage 4:** `reading(NULL,ParseIn,ParseOut,L,T)`

This predicate accepts the special key word 'NULL' and will output that.

- *Call and exit should be compatible with:*
  - NULL is an atom. (basic\_props:atm/1)
  - ParseIn is a parse structure. (internal\_types:parse/1)
  - ParseOut is a parse structure. (internal\_types:parse/1)
  - L is a list. (basic\_props:list/1)
  - T is a list. (basic\_props:list/1)
- *The following properties should hold at call time:*
  - NULL is currently a term which is not a free variable. (term\_typing:nonvar/1)
  - ParseIn is currently a term which is not a free variable. (term\_typing:nonvar/1)
  - ParseOut is a free variable. (term\_typing:var/1)

**Usage 5:** `reading(Comment,ParseIn,ParseOut,L,T)`

This predicate will read a comment.

- *Call and exit should be compatible with:*
  - Comment is an atom. (basic\_props:atm/1)
  - ParseIn is a parse structure. (internal\_types:parse/1)
  - ParseOut is a parse structure. (internal\_types:parse/1)
  - L is a list. (basic\_props:list/1)
  - T is a list. (basic\_props:list/1)
- *The following properties should hold at call time:*
  - Comment is currently a term which is not a free variable. (term\_typing:nonvar/1)
  - ParseIn is currently a term which is not a free variable. (term\_typing:nonvar/1)
  - ParseOut is a free variable. (term\_typing:var/1)

**Usage 6:** `reading(USE,ParseIn,ParseOut,L,T)`

This predicate will read the 'USE' key word.

- *Call and exit should be compatible with:*
  - USE is an atom. (basic\_props:atm/1)
  - ParseIn is a parse structure. (internal\_types:parse/1)
  - ParseOut is a parse structure. (internal\_types:parse/1)
  - L is a list. (basic\_props:list/1)
  - T is a list. (basic\_props:list/1)

- *The following properties should hold at call time:*
  - USE is currently a term which is not a free variable. (term\_typing:nonvar/1)
  - ParseIn is currently a term which is not a free variable. (term\_typing:nonvar/1)
  - ParseOut is a free variable. (term\_typing:var/1)

**Usage 7:** `reading(MfstringValue,ParseIn,ParseOut,L,T)`

This predicate will read the term multi field string value. Then it will continue the generation in the field\_value\_check module. There it will read the string values and generate the code.

- *Call and exit should be compatible with:*
  - MfstringValue is an atom. (basic\_props:atom/1)
  - ParseIn is a parse structure. (internal\_types:parse/1)
  - ParseOut is a parse structure. (internal\_types:parse/1)
  - L is a list. (basic\_props:list/1)
  - T is a list. (basic\_props:list/1)
- *The following properties should hold at call time:*
  - MfstringValue is currently a term which is not a free variable. (term\_typing:nonvar/1)
  - ParseIn is currently a term which is not a free variable. (term\_typing:nonvar/1)
  - ParseOut is a free variable. (term\_typing:var/1)

**Usage 8:** `reading(ExposedField,ParseIn,ParseOut,L,T)`

This predicate will read an exposedField and do the checkup for the interface with all its components.

- *Call and exit should be compatible with:*
  - ExposedField is an atom. (basic\_props:atom/1)
  - ParseIn is a parse structure. (internal\_types:parse/1)
  - ParseOut is a parse structure. (internal\_types:parse/1)
  - L is a list. (basic\_props:list/1)
  - T is a list. (basic\_props:list/1)
- *The following properties should hold at call time:*
  - ExposedField is currently a term which is not a free variable. (term\_typing:nonvar/1)
  - ParseIn is currently a term which is not a free variable. (term\_typing:nonvar/1)
  - ParseOut is a free variable. (term\_typing:var/1)

**Usage 9:** `reading(RestrictedInterfaceDeclaration,ParseIn,ParseOut,L,T)`

This predicate will read the declaration for a restricted field and do the checkup accordingly if necessary.

- *Call and exit should be compatible with:*
  - RestrictedInterfaceDeclaration is an atom. (basic\_props:atom/1)
  - ParseIn is a parse structure. (internal\_types:parse/1)
  - ParseOut is a parse structure. (internal\_types:parse/1)
  - L is a list. (basic\_props:list/1)
  - T is a list. (basic\_props:list/1)
- *The following properties should hold at call time:*
  - RestrictedInterfaceDeclaration is currently a term which is not a free variable. (term\_typing:nonvar/1)
  - ParseIn is currently a term which is not a free variable. (term\_typing:nonvar/1)
  - ParseOut is a free variable. (term\_typing:var/1)

**Usage 10:** `reading(ExternInterfaceDeclaration,ParseIn,ParseOut,L,T)`

For reading an external interface declaration we see that we have three arguments in the term and that we have special access key word. We then outputs the declaration.

- *Call and exit should be compatible with:*

`ExternInterfaceDeclaration` is an atom. (basic\_props:atm/1)

`ParseIn` is a parse structure. (internal\_types:parse/1)

`ParseOut` is a parse structure. (internal\_types:parse/1)

`L` is a list. (basic\_props:list/1)

`T` is a list. (basic\_props:list/1)

- *The following properties should hold at call time:*

`ExternInterfaceDeclaration` is currently a term which is not a free variable. (term\_typing:nonvar/1)

`ParseIn` is currently a term which is not a free variable. (term\_typing:nonvar/1)

`ParseOut` is a free variable. (term\_typing:var/1)

**Usage 11:** `reading(ROUTE,ParseIn,ParseOut,L,T)`

Reading a ROUTE and we split the term into its parts. There might be comments in the different fields and therefore we have to strip\_clean the fields to get them without a possible list containing comments, this for the checkup of the routing parameters. We then do an output of the values, then with the comments.

- *Call and exit should be compatible with:*

`ROUTE` is an atom. (basic\_props:atm/1)

`ParseIn` is a parse structure. (internal\_types:parse/1)

`ParseOut` is a parse structure. (internal\_types:parse/1)

`L` is a list. (basic\_props:list/1)

`T` is a list. (basic\_props:list/1)

- *The following properties should hold at call time:*

`ROUTE` is currently a term which is not a free variable. (term\_typing:nonvar/1)

`ParseIn` is currently a term which is not a free variable. (term\_typing:nonvar/1)

`ParseOut` is a free variable. (term\_typing:var/1)

**Usage 12:** `reading(Error_X,ParseIn,ParseOut,L,T)`

The predicate will call a proper error message after fetching some values like name.

- *Call and exit should be compatible with:*

`Error_X` is a compound term. (basic\_props:struct/1)

`ParseIn` is a parse structure. (internal\_types:parse/1)

`ParseOut` is a parse structure. (internal\_types:parse/1)

`L` is a list. (basic\_props:list/1)

`T` is a list. (basic\_props:list/1)

- *The following properties should hold at call time:*

`Error_X` is currently a term which is not a free variable. (term\_typing:nonvar/1)

`ParseIn` is currently a term which is not a free variable. (term\_typing:nonvar/1)

`ParseOut` is a free variable. (term\_typing:var/1)

**reading/6:**

PREDICATE

No further documentation available for this predicate.

**open\_node/6:**

PREDICATE

**Usage:** open\_node(ParseIn,ParseOut,NodeGutsParseStruct,NodeNameId,L,T)

The predicate will open a node to extract its name and its guts. The guts will then be added to a new parse structure to be emptied in the above module, generator.

- *Call and exit should be compatible with:*

ParseIn is a parse structure. (internal\_types:parse/1)

ParseOut is a parse structure. (internal\_types:parse/1)

NodeGutsParseStruct is a parse structure. (internal\_types:parse/1)

NodeNameId is an atom. (basic\_props:atom/1)

L is a list. (basic\_props:list/1)

T is a list. (basic\_props:list/1)

- *The following properties should hold at call time:*

ParseIn is currently a term which is not a free variable. (term\_typing:nonvar/1)

ParseOut is a free variable. (term\_typing:var/1)

NodeGutsParseStruct is a free variable. (term\_typing:var/1)

NodeNameId is a free variable. (term\_typing:var/1)

**close\_node/5:**

PREDICATE

**Usage:** close\_node(ParseNodeStruct,ParseIn,ParseOut,L,T)

The predicate will end the generation from the node and will do that by adding all the new posts in the dictionary, like new declarations and nodes, to the already used dictionary.

- *Call and exit should be compatible with:*

ParseNodeStruct is a parse structure. (internal\_types:parse/1)

ParseIn is a parse structure. (internal\_types:parse/1)

ParseOut is a parse structure. (internal\_types:parse/1)

L is a list. (basic\_props:list/1)

T is a list. (basic\_props:list/1)

- *The following properties should hold at call time:*

ParseNodeStruct is currently a term which is not a free variable. (term\_typing:nonvar/1)

ParseIn is currently a term which is not a free variable. (term\_typing:nonvar/1)

ParseOut is a free variable. (term\_typing:var/1)

**close\_nodeGut/4:**

PREDICATE

**Usage:** close\_nodeGut(ParseIn,ParseOut,L,T)

The predicate will perform all the actions needed terminate the reading of the node guts.

- *Call and exit should be compatible with:*

ParseIn is a parse structure. (internal\_types:parse/1)

ParseOut is a parse structure. (internal\_types:parse/1)

L is a list. (basic\_props:list/1)

T is a list. (basic\_props:list/1)

- *The following properties should hold at call time:*

ParseIn is currently a term which is not a free variable. (term\_typing:nonvar/1)

ParseOut is a free variable. (term\_typing:var/1)

**open\_PROTO/4:**

PREDICATE

**Usage:** open\_PROTO(Parse,ProtoParse,L,T)

This predicate will construct a parse structure with the prototype information, the interface only. It can thereafter be used in further code generation. The scene will be opened afterwards.

- *Call and exit should be compatible with:*

Parse is a parse structure. (internal\_types:parse/1)

ProtoParse is a parse structure. (internal\_types:parse/1)

L is a list. (basic\_props:list/1)

T is a list. (basic\_props:list/1)

- *The following properties should hold at call time:*

Parse is currently a term which is not a free variable. (term\_typing:nonvar/1)

ProtoParse is a free variable. (term\_typing:var/1)

**close\_PROTO/6:**

PREDICATE

**Usage:** close\_PROTO(DeclParse,SceneParse,ParseIn,ParseOut,L,T)

The predicate will push the dictionaries with its new information when gone through the scenery. The output parse structure will contain all the new information.

- *Call and exit should be compatible with:*

DeclParse is a parse structure. (internal\_types:parse/1)

SceneParse is a parse structure. (internal\_types:parse/1)

ParseIn is a parse structure. (internal\_types:parse/1)

ParseOut is a parse structure. (internal\_types:parse/1)

L is a list. (basic\_props:list/1)

T is a list. (basic\_props:list/1)

- *The following properties should hold at call time:*

SceneParse is currently a term which is not a free variable. (term\_typing:nonvar/1)

ParseIn is currently a term which is not a free variable. (term\_typing:nonvar/1)

ParseOut is a free variable. (term\_typing:var/1)

**open\_EXTERNPProto/5:**

PREDICATE

**Usage:** open\_EXTERNPProto(Parse,DeclParse,StringParse,L,T)

This predicate will construct parse structures with the prototype information, the interface and the strings. It can thereafter be used in further code generation.

- *Call and exit should be compatible with:*

Parse is a parse structure. (internal\_types:parse/1)

DeclParse is a parse structure. (internal\_types:parse/1)

StringParse is a parse structure. (internal\_types:parse/1)

L is a list. (basic\_props:list/1)

T is a list. (basic\_props:list/1)

- *The following properties should hold at call time:*

Parse is currently a term which is not a free variable. (term\_typing:nonvar/1)

DeclParse is a free variable. (term\_typing:var/1)

StringParse is a free variable. (term\_typing:var/1)

**close\_EXTERNPROTO/6:** PREDICATE

**Usage:** close\_EXTERNPROTO(ParseDeclIn,ParseStringIn,ParseIn,ParseOut,L,T)

The predicate will end the generating of the external prototype and do checkup if there was correct.

- *Call and exit should be compatible with:*
  - ParseDeclIn is a parse structure. (internal\_types:parse/1)
  - ParseStringIn is a parse structure. (internal\_types:parse/1)
  - ParseIn is a parse structure. (internal\_types:parse/1)
  - ParseOut is a parse structure. (internal\_types:parse/1)
  - L is a list. (basic\_props:list/1)
  - T is a list. (basic\_props:list/1)
- *The following properties should hold at call time:*
  - ParseIn is currently a term which is not a free variable. (term\_typing:nonvar/1)
  - ParseOut is a free variable. (term\_typing:var/1)

**open\_DEF/5:** PREDICATE

**Usage:** open\_DEF(ParseIn,ParseOut,ParseNode,L,T)

The predicate will open and do the settings to generate the code for a definition of a node.

- *Call and exit should be compatible with:*
  - ParseIn is a parse structure. (internal\_types:parse/1)
  - ParseOut is a parse structure. (internal\_types:parse/1)
  - ParseNode is a parse structure. (internal\_types:parse/1)
  - L is a list. (basic\_props:list/1)
  - T is a list. (basic\_props:list/1)
- *The following properties should hold at call time:*
  - ParseIn is currently a term which is not a free variable. (term\_typing:nonvar/1)
  - ParseOut is a free variable. (term\_typing:var/1)
  - ParseNode is a free variable. (term\_typing:var/1)

**close\_DEF/5:** PREDICATE

**Usage:** close\_DEF(ParseNode,ParseIn,ParseOut,L,T)

The predicate will push the new dictionary information from the node definition to the output parse structure combining the information in the old parse structure with the newly received.

- *Call and exit should be compatible with:*
  - ParseNode is a parse structure. (internal\_types:parse/1)
  - ParseIn is a parse structure. (internal\_types:parse/1)
  - ParseOut is a parse structure. (internal\_types:parse/1)
  - L is a list. (basic\_props:list/1)
  - T is a list. (basic\_props:list/1)
- *The following properties should hold at call time:*
  - ParseNode is currently a term which is not a free variable. (term\_typing:nonvar/1)
  - ParseIn is currently a term which is not a free variable. (term\_typing:nonvar/1)
  - ParseOut is a free variable. (term\_typing:var/1)

**open\_Script/5:**

PREDICATE

**Usage:** `open_Script(ParseIn,ParseOut,ScriptParse,L,T)`

The predicate will create a parse structure with the script guts.

- *Call and exit should be compatible with:*

`ParseIn` is a parse structure. (internal\_types:parse/1)

`ParseOut` is a parse structure. (internal\_types:parse/1)

`ScriptParse` is a parse structure. (internal\_types:parse/1)

`L` is a list. (basic\_props:list/1)

`T` is a list. (basic\_props:list/1)

- *The following properties should hold at call time:*

`ParseIn` is currently a term which is not a free variable. (term\_typing:nonvar/1)

`ParseOut` is a free variable. (term\_typing:var/1)

`ScriptParse` is a free variable. (term\_typing:var/1)

**close\_Script/5:**

PREDICATE

**Usage:** `close_Script(ScriptParse,ParseIn,ParseOut,L,T)`

This predicate will update the dictionaries after generating code for the script.

- *Call and exit should be compatible with:*

`ScriptParse` is a parse structure. (internal\_types:parse/1)

`ParseIn` is a parse structure. (internal\_types:parse/1)

`ParseOut` is a parse structure. (internal\_types:parse/1)

`L` is a list. (basic\_props:list/1)

`T` is a list. (basic\_props:list/1)

- *The following properties should hold at call time:*

`ScriptParse` is currently a term which is not a free variable. (term\_typing:nonvar/1)

`ParseIn` is currently a term which is not a free variable. (term\_typing:nonvar/1)

`ParseOut` is a free variable. (term\_typing:var/1)

**decompose\_field/3:**

PREDICATE

No further documentation available for this predicate.

**indentation\_list/2:**

PREDICATE

**Usage:** `indentation_list(Parse,IndList)`

This predicate will construct a list with indentations to be output before text. The information of the indentations is inside the parse structure.

- *Call and exit should be compatible with:*

`Parse` is a parse structure. (internal\_types:parse/1)

`IndList` is a list of atoms. (basic\_props:list/2)

- *The following properties should hold at call time:*

`Parse` is currently a term which is not a free variable. (term\_typing:nonvar/1)

`IndList` is a free variable. (term\_typing:var/1)

**start\_vrmlScene/4:**

PREDICATE

**Usage:** start\_vrmlScene(Parse,ParseScene,L,T)

The predicate will construct a parse structure with the prototype scene and do the setups.

– *Call and exit should be compatible with:*

Parse is a parse structure. (internal\_types:parse/1)

ParseScene is a parse structure. (internal\_types:parse/1)

L is a list. (basic\_props:list/1)

T is a list. (basic\_props:list/1)

– *The following properties should hold at call time:*

Parse is currently a term which is not a free variable. (term\_typing:nonvar/1)

ParseScene is a free variable. (term\_typing:var/1)

**remove\_comments/4:**

PREDICATE

**Usage:** remove\_comments(Value,CommentsBefore,ValueClean,CommentsAfter)

The predicate will remove comments and return the comments before and after the pure value.

– *Call and exit should be compatible with:*

Value is a list of atms. (basic\_props:list/2)

CommentsBefore is a list of atms. (basic\_props:list/2)

ValueClean is an atom. (basic\_props:atm/1)

CommentsAfter is a list of atms. (basic\_props:list/2)

– *The following properties should hold at call time:*

Value is currently a term which is not a free variable. (term\_typing:nonvar/1)

CommentsBefore is a free variable. (term\_typing:var/1)

ValueClean is a free variable. (term\_typing:var/1)

CommentsAfter is a free variable. (term\_typing:var/1)

**219.3 Known bugs and planned improvements (generator\_util)**

- Run-time checks have been reported not to work with this code. That means that either the assertions here, or the code that implements the run-time checks are erroneous.





## 220 internal\_types (library)

**Author(s):** Göran Smedbäck.

These are the internal data types used in the predicates. They are only used to simplify this documentation and make it more understandable.

Implemented by Göran Smedbäck

### 220.1 Usage and interface (internal\_types)

- **Library usage:**  
`:- use_module(library(internal_types)).`
- **Exports:**
  - *Regular Types:*  
`bound/1, bound_double/1, dictionary/1, environment/1, parse/1, tree/1, whitespace/1.`
- **Imports:**
  - *Packages:*  
`prelude, nonpure, assertions, isomodes, regtypes.`

### 220.2 Documentation on exports (internal\_types)

**bound/1:** REGTYPE

Min is a number or an atom that indicates the minimal value, Max indicates the maximal.

```
bound(bound(Min,Max)) :-
 atm(Min),
 atm(Max).
```

**(True) Usage:** bound(Bound)

Bound is a variable interval.

**bound\_double/1:** REGTYPE

Min is a number or an atom that indicates the minimal value, Max indicates the maximal. The first two for some value and the second pair for some other. Typically used for types that are compound, e.g., rotationvalue.

```
bound_double(bound(Min0,Max0,Min1,Max1)) :-
 atm(Min0),
 atm(Max0),
 atm(Min1),
 atm(Max1).
```

**(True) Usage:** bound\_double(Bound)

Bound is a variable interval.

**dictionary/1:** REGTYPE

Dic is a tree structure and is used as the internal representation of the dictionary.

```
dictionary(dic(Dic)) :-
 tree(Dic).
dictionary(X) :-
 term(X).
```

**(True) Usage:** dictionary(Dictionary)

Dictionary is a dictionary.

**environment/1:** REGTYPE

EnvironmentType one of 'DEF','PROTO','EXTERNPROTO' with the name Name.

Whitespace is a structure with whitespace information.

```
environment(env(Env,Name,WhiteSpace)) :-
 atm(Env),
 atm(Name),
 whitespace(WhiteSpace).
```

**(True) Usage:** environment(Environment)

Environment is an environment structure.

**parse/1:** REGTYPE

In is the list of tokens to parse and Out is the resulting list after the parsing. Env is of type env and is the environment-structure. The dictionary Dic contains created information and structures.

```
parse(parse(In,Out,Env,Dic)) :-
 list(In),
 list(Out),
 environment(Env),
 dictionary(Dic).
```

**(True) Usage:** parse(Parse)

Parse is a parse structure.

**tree/1:** REGTYPE

Key is the search-key, Leaf is the information, Left and Right are more dictionary posts, where Left have less Key-value.

```
tree(tree(Key,Leaf,Left,Right)) :-
 atm(Key),
 leaf(Leaf),
 tree(Left),
 tree(Right).
```

**(True) Usage:** tree(Tree)

Tree is a tree structure.

**whitespace/1:**

REGTYPE

The Row and Indentation information. The row information used when parsing the VRML code to give accurate error position and the indentation is used when generating VRML code from terms.

```
whitespace(w(Row,Indentation)) :-
 number(Row),
 number(Indentation).
```

**(True) Usage:** whitespace(Whitespace)

Whitespace is a whitespace structure.



## 221 provrml\_io (library)

**Author(s):** Göran Smedbäck.

This file implements I/O predicates of different types.

Implemented by Göran Smedbäck

### 221.1 Usage and interface (provrml\_io)

- **Library usage:**  
:- use\_module(library(provrml\_io)).
- **Exports:**
  - *Predicates:*  
out/1, out/3, convert\_atoms\_to\_string/2, read\_terms\_file/2, write\_terms\_file/2, read\_vrml\_file/2, write\_vrml\_file/2.
- **Imports:**
  - *System library modules:*  
aggregates, dynamic, iso\_misc, iso\_byte\_char, iso\_incomplete, operators, read, write, terms\_check, terms\_vars, cyclic\_terms, lists.
  - *Packages:*  
prelude, nonpure, assertions, isomodes, dcg, iso, regtypes.

### 221.2 Documentation on exports (provrml\_io)

**out/1:** PREDICATE

**Usage:** out(ListOfOutput)

The predicate used is out/3 (DCG) where we will 'save' the output in the second argument. The third argument is the rest, nil.

- *Call and exit should be compatible with:*

ListOfOutput is a list of atms. (basic\_props:list/2)

- *The following properties should hold at call time:*

ListOfOutput is currently a term which is not a free variable. (term\_typing:nonvar/1)

**out/3:** PREDICATE

No further documentation available for this predicate.

**convert\_atoms\_to\_string/2:** PREDICATE

**Usage:** convert\_atoms\_to\_string(Atoms,String)

The predicate transforms a list of atoms to a string.

- *Call and exit should be compatible with:*

Atoms is a list of atms. (basic\_props:list/2)

String is a list of nums. (basic\_props:list/2)

- *The following properties should hold at call time:*
  - Atoms** is currently a term which is not a free variable. (term\_typing:nonvar/1)
  - String** is a free variable. (term\_typing:var/1)

### **read\_terms\_file/2:** PREDICATE

**Usage:** read\_terms\_file(FileName,Term)

Given a filename to a file with terms, the predicate reads the terms and are returned in the second argument. **FileName** is an atom and **Term** is the read prolog terms.

- *Call and exit should be compatible with:*
  - FileName** is an atom. (basic\_props:atom/1)
  - Term** is an atom. (basic\_props:atom/1)
- *The following properties should hold at call time:*
  - FileName** is currently a term which is not a free variable. (term\_typing:nonvar/1)
  - Term** is a free variable. (term\_typing:var/1)

### **write\_terms\_file/2:** PREDICATE

**Usage:** write\_terms\_file(FileName,List)

Given a filename and a list of terms the predicate will write them down to the file.

- *Call and exit should be compatible with:*
  - FileName** is an atom. (basic\_props:atom/1)
  - List** is a list of atoms. (basic\_props:list/2)
- *The following properties should hold at call time:*
  - FileName** is currently a term which is not a free variable. (term\_typing:nonvar/1)
  - List** is currently a term which is not a free variable. (term\_typing:nonvar/1)

### **read\_vrml\_file/2:** PREDICATE

**Usage:** read\_vrml\_file(FileName,Data)

Given a filename, the predicate returns the substance.

- *Call and exit should be compatible with:*
  - FileName** is an atom. (basic\_props:atom/1)
  - Data** is a string (a list of character codes). (basic\_props:string/1)
- *The following properties should hold at call time:*
  - FileName** is currently a term which is not a free variable. (term\_typing:nonvar/1)
  - Data** is a free variable. (term\_typing:var/1)

### **write\_vrml\_file/2:** PREDICATE

**Usage:** write\_vrml\_file(FileName,Data)

Given a filename and data in form of a string, the predicate will write the data to the named file.

- *Call and exit should be compatible with:*
  - FileName** is an atom. (basic\_props:atom/1)
  - Data** is a string (a list of character codes). (basic\_props:string/1)

- *The following properties should hold at call time:*
  - FileName** is currently a term which is not a free variable. (term\_typing:nonvar/1)
  - Data** is currently a term which is not a free variable. (term\_typing:nonvar/1)





## 222 lookup (library)

**Author(s):** Göran Smedbäck.

### 222.1 Usage and interface (lookup)

- **Library usage:**  
:- use\_module(library(lookup)).
- **Exports:**
  - *Predicates:*  
create\_proto\_element/3, get\_prototype\_interface/2, get\_prototype\_definition/2, lookup\_check\_node/4, lookup\_check\_field/6, lookup\_check\_interface\_fieldValue/8, lookup\_field/4, lookup\_route/5, lookup\_fieldTypeId/1, lookup\_get\_fieldType/4, lookup\_field\_access/4, lookup\_set\_def/3, lookup\_set\_prototype/4, lookup\_set\_extern\_prototype/4.
- **Imports:**
  - *System library modules:*  
aggregates, dynamic, iso\_misc, iso\_byte\_char, iso\_incomplete, operators, read, write, terms\_check, terms\_vars, cyclic\_terms, provrml/provrmlerror, provrml/internal\_types, provrml/provrml\_io, provrml/parser\_util, provrml/dictionary, provrml/dictionary\_tree, provrml/field\_value\_check, provrml/boundary, provrml/generator\_util, provrml/field\_type, provrml/field\_value.
  - *Packages:*  
prelude, nonpure, assertions, isomodes, dcg, iso.

### 222.2 Documentation on exports (lookup)

#### create\_proto\_element/3:

PREDICATE

**Usage:** create\_proto\_element(Interface,Definition,Proto)

The predicate will construct a proto structure containing the interface and the definition.

- *Call and exit should be compatible with:*

Interface is any term. (basic\_props:term/1)

Definition is any term. (basic\_props:term/1)

Proto is any term. (basic\_props:term/1)

- *The following properties should hold at call time:*

Interface is currently a term which is not a free variable. (term\_typing:nonvar/1)

Definition is currently a term which is not a free variable. (term\_typing:nonvar/1)

Proto is a free variable. (term\_typing:var/1)

#### get\_prototype\_interface/2:

PREDICATE

**Usage:** get\_prototype\_interface(Proto,Interface)

The predicate will return the interface from a proto structure.

- *Call and exit should be compatible with:*
  - Proto** is any term. (basic\_props:term/1)
  - Interface** is any term. (basic\_props:term/1)
- *The following properties should hold at call time:*
  - Proto** is currently a term which is not a free variable. (term\_typing:nonvar/1)
  - Interface** is a free variable. (term\_typing:var/1)

**get\_prototype\_definition/2:**

PREDICATE

**Usage:** `get_prototype_definition(Proto,Definition)`

The predicate will return the definition from a proto structure.

- *Call and exit should be compatible with:*
  - Proto** is any term. (basic\_props:term/1)
  - Definition** is any term. (basic\_props:term/1)
- *The following properties should hold at call time:*
  - Proto** is currently a term which is not a free variable. (term\_typing:nonvar/1)
  - Definition** is a free variable. (term\_typing:var/1)

**lookup\_check\_node/4:**

PREDICATE

**Usage:** `lookup_check_node(ParseIn,NodeId,L,T)`

The predicate will check so that the node is of an acceptable type. If the node name is not found in the ordinary dictionary then the secondary dictionary is consulted, the personal one. Then the node have to be a Prototype, Externproto or a Defined one.

- *Call and exit should be compatible with:*
  - `field_value:parse(ParseIn)` (field\_value:parse/1)
  - NodeId** is an atom. (basic\_props:atm/1)
  - L** is a list. (basic\_props:list/1)
  - T** is a list. (basic\_props:list/1)
- *The following properties should hold at call time:*
  - ParseIn** is currently a term which is not a free variable. (term\_typing:nonvar/1)
  - NodeId** is currently a term which is not a free variable. (term\_typing:nonvar/1)

**lookup\_check\_field/6:**

PREDICATE

**Usage:** `lookup_check_field(ParseIn,ParseOut,NodeId,Field,L,T)`

The predicate will create some output through the DCG and the output command out/3. There will be formatting and the most important part there will be a check of the field type and of its values so that they correspond to the type.

- *Call and exit should be compatible with:*
  - `field_value:parse(ParseIn)` (field\_value:parse/1)
  - `field_value:parse(ParseOut)` (field\_value:parse/1)
  - NodeId** is an atom. (basic\_props:atm/1)
  - Field** is any term. (basic\_props:term/1)
  - L** is a list. (basic\_props:list/1)
  - T** is a list. (basic\_props:list/1)

- *The following properties should hold at call time:*
  - ParseIn is currently a term which is not a free variable. (term\_typing:nonvar/1)
  - ParseOut is a free variable. (term\_typing:var/1)
  - NodeTypeId is currently a term which is not a free variable. (term\_typing:nonvar/1)
  - Field is currently a term which is not a free variable. (term\_typing:nonvar/1)

**lookup\_check\_interface\_fieldValue/8:**

PREDICATE

**Usage:** `lookup_check_interface_fieldValue(ParseIn,ParseOut,AccessType,FieldType,Id,FieldValue,DCGIn,DCGOut)` ■

The predicate formats the output for the interface part of the prototype. It also checks the values for the fields.

- *Call and exit should be compatible with:*
  - field\_value:parse(ParseIn) (field\_value:parse/1)
  - field\_value:parse(ParseOut) (field\_value:parse/1)
  - AccessType is an atom. (basic\_props:atm/1)
  - FieldType is any term. (basic\_props:term/1)
  - Id is an atom. (basic\_props:atm/1)
  - FieldValue is any term. (basic\_props:term/1)
  - DCGIn is a string (a list of character codes). (basic\_props:string/1)
  - DCGOut is a string (a list of character codes). (basic\_props:string/1)
- *The following properties should hold at call time:*
  - ParseIn is currently a term which is not a free variable. (term\_typing:nonvar/1)
  - ParseOut is a free variable. (term\_typing:var/1)
  - AccessType is currently a term which is not a free variable. (term\_typing:nonvar/1)
  - FieldType is currently a term which is not a free variable. (term\_typing:nonvar/1)
  - Id is currently a term which is not a free variable. (term\_typing:nonvar/1)
  - FieldValue is currently a term which is not a free variable. (term\_typing:nonvar/1)

**lookup\_field/4:**

PREDICATE

**Usage:** `lookup_field(Parse,FieldTypeId,FieldId0,FieldId1)`

The predicate will control that the two connected Fields are of the same type, e.g., SFColor - SFColor, MFVec3f - MFVec3f.

- *Call and exit should be compatible with:*
  - field\_value:parse(Parse) (field\_value:parse/1)
  - FieldTypeId is an atom. (basic\_props:atm/1)
  - FieldId0 is an atom. (basic\_props:atm/1)
  - FieldId1 is an atom. (basic\_props:atm/1)
- *The following properties should hold at call time:*
  - Parse is currently a term which is not a free variable. (term\_typing:nonvar/1)
  - FieldTypeId is currently a term which is not a free variable. (term\_typing:nonvar/1)
  - FieldId0 is currently a term which is not a free variable. (term\_typing:nonvar/1)
  - FieldId1 is currently a term which is not a free variable. (term\_typing:nonvar/1)

**lookup\_route/5:** PREDICATE

**Usage:** lookup\_route(Parse,NodeId0,FieldId0,NodeId1,FieldId1)

The predicate will check the routing behaviour for two given fields. They will be checked according to the binding rules, like name changes access properties. The node types for the field must of course be given for the identification.

- *Call and exit should be compatible with:*

field\_value:parse(Parse) (field\_value:parse/1)

NodeId0 is an atom. (basic\_props:atm/1)

FieldId0 is an atom. (basic\_props:atm/1)

NodeId1 is an atom. (basic\_props:atm/1)

FieldId1 is an atom. (basic\_props:atm/1)

- *The following properties should hold at call time:*

Parse is currently a term which is not a free variable. (term\_typing:nonvar/1)

NodeId0 is currently a term which is not a free variable. (term\_typing:nonvar/1)

FieldId0 is currently a term which is not a free variable. (term\_typing:nonvar/1)

NodeId1 is currently a term which is not a free variable. (term\_typing:nonvar/1)

FieldId1 is currently a term which is not a free variable. (term\_typing:nonvar/1)

**lookup\_fieldTypeId/1:** PREDICATE

**Usage:** lookup\_fieldTypeId(FieldTypeId)

The predicate just make a check to see if the given FieldTypeId is among the allowed. You can not construct own ones and the check is nearly a spellcheck.

- *Call and exit should be compatible with:*

FieldTypeId is an atom. (basic\_props:atm/1)

- *The following properties should hold at call time:*

FieldTypeId is currently a term which is not a free variable. (term\_typing:nonvar/1)

**lookup\_get\_fieldType/4:** PREDICATE

**Usage:** lookup\_get\_fieldType(Parse,NodeId,FieldId,FieldType)

The predicate will return the given field's type. It will start the search in the ordinary dictionary and then to the personal dictionary starting off with 'PROTO'. After it will go for 'DEF' and 'EXTERNPROTO'.

- *Call and exit should be compatible with:*

field\_value:parse(Parse) (field\_value:parse/1)

NodeId is an atom. (basic\_props:atm/1)

FieldId is an atom. (basic\_props:atm/1)

FieldType is an atom. (basic\_props:atm/1)

- *The following properties should hold at call time:*

Parse is currently a term which is not a free variable. (term\_typing:nonvar/1)

NodeId is currently a term which is not a free variable. (term\_typing:nonvar/1)

FieldId is currently a term which is not a free variable. (term\_typing:nonvar/1)

FieldType is a free variable. (term\_typing:var/1)

**lookup\_field\_access/4:**

PREDICATE

**Usage:** lookup\_field\_access(Parse, NodenameId, FieldId, FieldId)

The predicate will control that the access properties are correct according to the certain rules that we have. It makes a check to see if the fields are of the same access type or if one of them is an exposedField. It is not doing a route check up to control that behaviour entirely.

- *Call and exit should be compatible with:*

field_value:parse(Parse)	(field_value:parse/1)
--------------------------	-----------------------

NodenameId is an atom.	(basic_props:atm/1)
------------------------	---------------------

FieldId is an atom.	(basic_props:atm/1)
---------------------	---------------------

FieldId is an atom.	(basic_props:atm/1)
---------------------	---------------------

- *The following properties should hold at call time:*

Parse is currently a term which is not a free variable.	(term_typing:nonvar/1)
---------------------------------------------------------	------------------------

NodenameId is currently a term which is not a free variable.	(term_typing:nonvar/1)
--------------------------------------------------------------	------------------------

FieldId is currently a term which is not a free variable.	(term_typing:nonvar/1)
-----------------------------------------------------------	------------------------

FieldId is currently a term which is not a free variable.	(term_typing:nonvar/1)
-----------------------------------------------------------	------------------------

**lookup\_set\_def/3:**

PREDICATE

**Usage:** lookup\_set\_def(Parse, Name, Node)

The predicate will enter a new post in the personal dictionary for the node definition.

- *Call and exit should be compatible with:*

field_value:parse(Parse)	(field_value:parse/1)
--------------------------	-----------------------

Name is an atom.	(basic_props:atm/1)
------------------	---------------------

Node is any term.	(basic_props:term/1)
-------------------	----------------------

- *The following properties should hold at call time:*

Parse is currently a term which is not a free variable.	(term_typing:nonvar/1)
---------------------------------------------------------	------------------------

Name is currently a term which is not a free variable.	(term_typing:nonvar/1)
--------------------------------------------------------	------------------------

Node is currently a term which is not a free variable.	(term_typing:nonvar/1)
--------------------------------------------------------	------------------------

**lookup\_set\_prototype/4:**

PREDICATE

**Usage:** lookup\_set\_prototype(Parse, Name, Interface, Definition)

The predicate will insert the prototype definition in the personal dictionary and will give a warning if there is a multiple name given.

- *Call and exit should be compatible with:*

field_value:parse(Parse)	(field_value:parse/1)
--------------------------	-----------------------

Name is an atom.	(basic_props:atm/1)
------------------	---------------------

Interface is any term.	(basic_props:term/1)
------------------------	----------------------

Definition is any term.	(basic_props:term/1)
-------------------------	----------------------

- *The following properties should hold at call time:*

Parse is currently a term which is not a free variable.	(term_typing:nonvar/1)
---------------------------------------------------------	------------------------

Name is currently a term which is not a free variable.	(term_typing:nonvar/1)
--------------------------------------------------------	------------------------

Interface is currently a term which is not a free variable.	(term_typing:nonvar/1)
-------------------------------------------------------------	------------------------

Definition is currently a term which is not a free variable.	(term_typing:nonvar/1)
--------------------------------------------------------------	------------------------

**lookup\_set\_extern\_prototype/4:**

PREDICATE

**Usage:** lookup\_set\_extern\_prototype(Parse,Name,Interface,Strings)

The predicate will insert the external prototype definition in the personal dictionary and will give a warning if there is a multiple name given.

- *Call and exit should be compatible with:*

field\_value:parse(Parse) (field\_value:parse/1)

Name is an atom. (basic\_props:atom/1)

Interface is any term. (basic\_props:term/1)

Strings is any term. (basic\_props:term/1)

- *The following properties should hold at call time:*

Parse is currently a term which is not a free variable. (term\_typing:nonvar/1)

Name is currently a term which is not a free variable. (term\_typing:nonvar/1)

Interface is currently a term which is not a free variable. (term\_typing:nonvar/1)

Strings is currently a term which is not a free variable. (term\_typing:nonvar/1)

## 223 provrml\_parser (library)

**Author(s):** Göran Smedbäck.

### 223.1 Usage and interface (provrml\_parser)

- **Library usage:**
  - `:- use_module(library(provrml_parser)).`
- **Exports:**
  - *Predicates:*  
parser/2, nodeDeclaration/4.
  - *Properties:*  
field\_Id/1.
- **Imports:**
  - *System library modules:*  
aggregates, dynamic, iso\_misc, iso\_byte\_char, iso\_incomplete, operators, read, write, terms\_check, terms\_vars, cyclic\_terms, lists, provrml/lookup, provrml/field\_value, provrml/tokeniser, provrml/parser\_util, provrml/possible, provrml/provrmlerror.
  - *Packages:*  
prelude, nonpure, assertions, isomodes, dcg, regtypes, iso.

### 223.2 Documentation on exports (provrml\_parser)

#### parser/2:

PREDICATE

**Usage:** parser(VRML, Terms)

The parser uses a tokeniser to read the input text string of VRML code and returns a list with the corresponding terms. The tokens will be read in this parser as the grammar says. The parser is according to the specification of the VRML grammar, except that it is performed over tokens in sted of the actual code.

- *Call and exit should be compatible with:*
  - VRML is a string (a list of character codes). (basic\_props:string/1)
  - Terms is a list of terms. (basic\_props:list/2)
- *The following properties should hold at call time:*
  - VRML is currently a term which is not a free variable. (term\_typing:nonvar/1)
  - Terms is a free variable. (term\_typing:var/1)

#### nodeDeclaration/4:

PREDICATE

**Usage:** nodeDeclaration(Parse\_in, Parse\_out, L, T)

The predicate is also accepted as a node field as has to be accessed from the module that reads field values, i.e., field\_value.pl



- *Call and exit should be compatible with:*
  - Parse\_in is a parse structure. (internal\_types:parse/1)
  - Parse\_out is a parse structure. (internal\_types:parse/1)
  - L is a list. (basic\_props:list/1)
  - T is a list. (basic\_props:list/1)
- *The following properties should hold at call time:*
  - Parse\_in is currently a term which is not a free variable. (term\_typing:nonvar/1)
  - Parse\_out is a free variable. (term\_typing:var/1)

**field\_Id/1:**

PROPERTY

A property, defined as follows:

`field_Id(_1).`

## 224 parser\_util (library)

**Author(s):** Göran Smedbäck.

### 224.1 Usage and interface (parser\_util)

- **Library usage:**

```
:- use_module(library(parser_util)).
```

- **Exports:**

- *Predicates:*

```
at_least_one/4, at_least_one/5, fillout/4, fillout/5, create_node/3, create_
field/3, create_field/4, create_field/5, create_directed_field/5, correct_
commenting/4, create_parse_structure/1, create_parse_structure/2, create_
parse_structure/3, create_environment/4, insert_comments_in_beginning/3,
get_environment_name/2, get_environment_type/2, get_row_number/2,
add_environment_whitespace/3, get_indentation/2, inc_indentation/2, dec_
indentation/2, add_indentation/3, reduce_indentation/3, push_whitespace/3,
push_dictionaries/3, get_parsed/2, get_environment/2, inside_proto/1,
get_dictionaries/2, strip_from_list/2, strip_from_term/2, strip_clean/2,
strip_exposed/2, strip_restricted/2, strip_interface/2, set_parsed/3, set_
environment/3, insert_parsed/3, reverse_parsed/2, stop_parse/2, look_first_
parsed/2, get_first_parsed/3, remove_code/3, look_ahead/3.
```

- **Imports:**

- *System library modules:*

```
aggregates, dynamic, iso_misc, iso_byte_char, iso_incomplete, operators, read,
write, terms_check, terms_vars, cyclic_terms, lists, provrml/dictionary_tree,
provrml/internal_types.
```

- *Packages:*

```
prelude, nonpure, assertions, isomodes, iso, dcg.
```

### 224.2 Documentation on exports (parser\_util)

#### at\_least\_one/4:

PREDICATE

**Usage:** `at_least_one(ParseIn,ParseOut,L,T)`

One or more whitespace or comment have to be read, for the moment there are no whitespaces to be read so we only stick with the comments.

- *Call and exit should be compatible with:*

ParseIn is a parse structure. (internal\_types:parse/1)

ParseOut is a parse structure. (internal\_types:parse/1)

L is a list. (basic\_props:list/1)

T is a list. (basic\_props:list/1)

- *The following properties should hold at call time:*

ParseIn is currently a term which is not a free variable. (term\_typing:nonvar/1)

ParseOut is a free variable. (term\_typing:var/1)

**at\_least\_one/5:**

PREDICATE

**Usage:** `at_least_one(ParseIn,ParseOut,ListOfRead,L,T)`

One or more whitespace or comment have to be read, the result will be given in the list.

- *Call and exit should be compatible with:*

`ParseIn` is a parse structure. (internal\_types:parse/1)

`ParseOut` is a parse structure. (internal\_types:parse/1)

`ListOfRead` is a list of terms. (basic\_props:list/2)

`L` is a list. (basic\_props:list/1)

`T` is a list. (basic\_props:list/1)

- *The following properties should hold at call time:*

`ParseIn` is currently a term which is not a free variable. (term\_typing:nonvar/1)

`ParseOut` is a free variable. (term\_typing:var/1)

`ListOfRead` is a free variable. (term\_typing:var/1)

**fillout/4:**

PREDICATE

**Usage:** `fillout(ParseIn,ParseOut,L,T)`

If there are whitespaces and comments, zero or more of each. This read all comments and all whitespace. The comments and whitespace will not be returned.

- *Call and exit should be compatible with:*

`ParseIn` is a parse structure. (internal\_types:parse/1)

`ParseOut` is a parse structure. (internal\_types:parse/1)

`L` is a list. (basic\_props:list/1)

`T` is a list. (basic\_props:list/1)

- *The following properties should hold at call time:*

`ParseIn` is currently a term which is not a free variable. (term\_typing:nonvar/1)

`ParseOut` is a free variable. (term\_typing:var/1)

**fillout/5:**

PREDICATE

**Usage:** `fillout(ParseIn,ParseOut,ResultingList,L,T)`

If there are whitespaces and comments, zero or more of each, we add them to the resulting list. This read all comments and all whitespace.

- *Call and exit should be compatible with:*

`ParseIn` is a parse structure. (internal\_types:parse/1)

`ParseOut` is a parse structure. (internal\_types:parse/1)

`ResultingList` is a list of terms. (basic\_props:list/2)

`L` is a list. (basic\_props:list/1)

`T` is a list. (basic\_props:list/1)

- *The following properties should hold at call time:*

`ParseIn` is currently a term which is not a free variable. (term\_typing:nonvar/1)

`ParseOut` is a free variable. (term\_typing:var/1)

`ResultingList` is a free variable. (term\_typing:var/1)

**create\_node/3:**

PREDICATE

**Usage:** create\_node(NodeTypeId,Parse,Node)

The predicate will construct a node term with the read guts which is inside the parse structure. A node consists of its name and one argument, a list of its fields.

– *Call and exit should be compatible with:*

NodeTypeId is an atom. (basic\_props:atm/1)

Parse is a parse structure. (internal\_types:parse/1)

Node is any term. (basic\_props:term/1)

– *The following properties should hold at call time:*

NodeTypeId is currently a term which is not a free variable. (term\_typing:nonvar/1)

Parse is currently a term which is not a free variable. (term\_typing:nonvar/1)

Node is a free variable. (term\_typing:var/1)

**create\_field/3:**

PREDICATE

**Usage:** create\_field(FieldNameId,Arguments,Field)

The predicate will construct a field with the Id as the fieldname and the arguments as they are, in a double list, which results in a single list or a single list which will result in free arguments.

– *Call and exit should be compatible with:*

FieldNameId is an atom. (basic\_props:atm/1)

Arguments is any term. (basic\_props:term/1)

Field is any term. (basic\_props:term/1)

– *The following properties should hold at call time:*

FieldNameId is currently a term which is not a free variable. (term\_typing:nonvar/1)

Arguments is currently a term which is not a free variable. (term\_typing:nonvar/1)

Field is a free variable. (term\_typing:var/1)

**create\_field/4:**

PREDICATE

**Usage:** create\_field(FieldAccess,FieldType,FieldId,Field)

The predicate will construct a field with its access type as the name with type and id as arguments.

– *Call and exit should be compatible with:*

FieldAccess is an atom. (basic\_props:atm/1)

FieldType is an atom. (basic\_props:atm/1)

FieldId is an atom. (basic\_props:atm/1)

Field is any term. (basic\_props:term/1)

– *The following properties should hold at call time:*

FieldAccess is currently a term which is not a free variable. (term\_typing:nonvar/1)

FieldType is currently a term which is not a free variable. (term\_typing:nonvar/1)

FieldId is currently a term which is not a free variable. (term\_typing:nonvar/1)

Field is a free variable. (term\_typing:var/1)

**create\_field/5:** PREDICATE

**Usage:** create\_field(FieldAccess,FieldType,FieldId,Fieldvalue,Field)

The predicate will construct a field with its access type as the name with type, id and value as arguments.

- *Call and exit should be compatible with:*

FieldAccess is an atom. (basic\_props:atm/1)

FieldType is an atom. (basic\_props:atm/1)

FieldId is an atom. (basic\_props:atm/1)

Fieldvalue is any term. (basic\_props:term/1)

Field is any term. (basic\_props:term/1)

- *The following properties should hold at call time:*

FieldAccess is currently a term which is not a free variable. (term\_typing:nonvar/1)

FieldType is currently a term which is not a free variable. (term\_typing:nonvar/1)

FieldId is currently a term which is not a free variable. (term\_typing:nonvar/1)

Fieldvalue is currently a term which is not a free variable. (term\_typing:nonvar/1)

Field is a free variable. (term\_typing:var/1)

**create\_directed\_field/5:** PREDICATE

**Usage:** create\_directed\_field(Access,Type,Id0,Id1,Field)

The predicate will construct a directed field with the key word IS in the middle. Its access type as the name with type, from id0 and to id1 as arguments.

- *Call and exit should be compatible with:*

Access is an atom. (basic\_props:atm/1)

Type is an atom. (basic\_props:atm/1)

Id0 is an atom. (basic\_props:atm/1)

Id1 is an atom. (basic\_props:atm/1)

Field is any term. (basic\_props:term/1)

- *The following properties should hold at call time:*

Access is currently a term which is not a free variable. (term\_typing:nonvar/1)

Type is currently a term which is not a free variable. (term\_typing:nonvar/1)

Id0 is currently a term which is not a free variable. (term\_typing:nonvar/1)

Id1 is currently a term which is not a free variable. (term\_typing:nonvar/1)

Field is a free variable. (term\_typing:var/1)

**correct\_commenting/4:** PREDICATE

**Usage:** correct\_commenting(Place,Comment,ParsedIn,ParsedOut)

The predicate places the comment 'before' or 'after' the parsed term. This results in a list with the term and the comment or in just returning the term.

- *Call and exit should be compatible with:*

Place is an atom. (basic\_props:atm/1)

Comment is a compound term. (basic\_props:struct/1)

ParsedIn is any term. (basic\_props:term/1)

ParsedOut is any term. (basic\_props:term/1)

- *The following properties should hold at call time:*
  - `Place` is currently a term which is not a free variable. (term\_typing:nonvar/1)
  - `Comment` is currently a term which is not a free variable. (term\_typing:nonvar/1)
  - `ParsedIn` is currently a term which is not a free variable. (term\_typing:nonvar/1)
  - `ParsedOut` is a free variable. (term\_typing:var/1)

### **create\_parse\_structure/1:** PREDICATE

**Usage:** `create_parse_structure(Parse)`

The predicate will construct the parse structure with its three fields: the parsing list, the environment structure, and the dictionaries.

- *Call and exit should be compatible with:*
  - `Parse` is a parse structure. (internal\_types:parse/1)
- *The following properties should hold at call time:*
  - `Parse` is a free variable. (term\_typing:var/1)

### **create\_parse\_structure/2:** PREDICATE

**Usage 1:** `create_parse_structure(ParseIn,ParseOut)`

The predicate will construct a parse structure with its three fields: the parsing list, the environment structure, and the dictionaries. It will reuse the environment and the dictionaries from the input.

- *Call and exit should be compatible with:*
  - `ParseIn` is a parse structure. (internal\_types:parse/1)
  - `ParseOut` is a parse structure. (internal\_types:parse/1)
- *The following properties should hold at call time:*
  - `ParseIn` is currently a term which is not a free variable. (term\_typing:nonvar/1)
  - `ParseOut` is a free variable. (term\_typing:var/1)

**Usage 2:** `create_parse_structure(ParsedList,ParseOut)`

The predicate will construct a parse structure with its three fields: the parsing list, the environment structure, and the dictionaries. It will use the list of parsed items in its structure.

- *Call and exit should be compatible with:*
  - `ParsedList` is a list of terms. (basic\_props:list/2)
  - `ParseOut` is a parse structure. (internal\_types:parse/1)
- *The following properties should hold at call time:*
  - `ParsedList` is currently a term which is not a free variable. (term\_typing:nonvar/1)
  - `ParseOut` is a free variable. (term\_typing:var/1)

### **create\_parse\_structure/3:** PREDICATE

**Usage:** `create_parse_structure(ParsedList,ParseIn,ParseOut)`

The predicate will construct a parse structure with its three fields: the parsing list, the environment structure, and the dictionaries. It will use the list of parsed items in its structure and the environment and the dictionary from the parse structure given.

- *Call and exit should be compatible with:*
  - `ParsedList` is a list of terms. (basic\_props:list/2)
  - `ParseIn` is a parse structure. (internal\_types:parse/1)
  - `ParseOut` is a parse structure. (internal\_types:parse/1)
- *The following properties should hold at call time:*
  - `ParsedList` is currently a term which is not a free variable. (term\_typing:nonvar/1)
  - `ParseIn` is currently a term which is not a free variable. (term\_typing:nonvar/1)
  - `ParseOut` is a free variable. (term\_typing:var/1)

**create\_environment/4:**

PREDICATE

**Usage:** `create_environment(Parse, EnvType, Name, EnvStruct)`

The predicate will construct an environment structure based on the information in the parse structure. Well only the white-space information will be reused. There are three types of environments 'PROTO', 'EXTERNPROTO', and 'DEF'.

- *Call and exit should be compatible with:*
  - `Parse` is a parse structure. (internal\_types:parse/1)
  - `EnvType` is an atom. (basic\_props:atom/1)
  - `Name` is an atom. (basic\_props:atom/1)
  - `EnvStruct` is an environment structure. (internal\_types:environment/1)
- *The following properties should hold at call time:*
  - `Parse` is currently a term which is not a free variable. (term\_typing:nonvar/1)
  - `EnvType` is currently a term which is not a free variable. (term\_typing:nonvar/1)
  - `Name` is currently a term which is not a free variable. (term\_typing:nonvar/1)
  - `EnvStruct` is a free variable. (term\_typing:var/1)

**insert\_comments\_in\_beginning/3:**

PREDICATE

**Usage:** `insert_comments_in_beginning(Comment, ParseIn, ParseOut)`

We add the comment in the beginning of the parsed, to get the proper look.

- *Call and exit should be compatible with:*
  - `Comment` is a compound term. (basic\_props:struct/1)
  - `ParseIn` is a parse structure. (internal\_types:parse/1)
  - `ParseOut` is a parse structure. (internal\_types:parse/1)
- *The following properties should hold at call time:*
  - `Comment` is currently a term which is not a free variable. (term\_typing:nonvar/1)
  - `ParseIn` is currently a term which is not a free variable. (term\_typing:nonvar/1)
  - `ParseOut` is a free variable. (term\_typing:var/1)

**get\_environment\_name/2:**

PREDICATE

**Usage:** `get_environment_name(Environment, Name)`

The predicate will return the environment name.

- *Call and exit should be compatible with:*  
**Environment** is an environment structure. (internal\_types:environment/1)  
**Name** is an atom. (basic\_props:atom/1)
- *The following properties should hold at call time:*  
**Environment** is currently a term which is not a free variable. (term\_typing:nonvar/1)  
**Name** is a free variable. (term\_typing:var/1)

### **get\_environment\_type/2:** PREDICATE

**Usage:** `get_environment_type(Environment,Type)`

The predicate will return the environment type, one of the three: 'PROTO', 'EXTERN-PROTO', and 'DEF'.

- *Call and exit should be compatible with:*  
**Environment** is an environment structure. (internal\_types:environment/1)  
**Type** is an atom. (basic\_props:atom/1)
- *The following properties should hold at call time:*  
**Environment** is currently a term which is not a free variable. (term\_typing:nonvar/1)  
**Type** is a free variable. (term\_typing:var/1)

### **get\_row\_number/2:** PREDICATE

**Usage:** `get_row_number(Parse,Row)`

The predicate will return the row number from the parse structure. The row number is not fully implemented.

- *Call and exit should be compatible with:*  
**Parse** is a parse structure. (internal\_types:parse/1)  
**Row** is a number. (basic\_props:num/1)
- *The following properties should hold at call time:*  
**Parse** is currently a term which is not a free variable. (term\_typing:nonvar/1)  
**Row** is a free variable. (term\_typing:var/1)

### **add\_environment\_whitespace/3:** PREDICATE

**Usage:** `add_environment_whitespace(EnvIn,WhiteSpaceList,EnvOut)`

The predicate will add the new whitespace that is collected in a list of whitespaces to the environment.

- *Call and exit should be compatible with:*  
**EnvIn** is an environment structure. (internal\_types:environment/1)  
**WhiteSpaceList** is a list of atoms. (basic\_props:list/2)  
**EnvOut** is an environment structure. (internal\_types:environment/1)
- *The following properties should hold at call time:*  
**EnvIn** is currently a term which is not a free variable. (term\_typing:nonvar/1)  
**WhiteSpaceList** is currently a term which is not a free variable. (term\_typing:nonvar/1)  
**EnvOut** is a free variable. (term\_typing:var/1)



**get\_indentation/2:** PREDICATE**Usage 1:** `get_indentation(Whitespace,Indentation)`

The predicate will return the indentation depth from a whitespace structure.

- *Call and exit should be compatible with:*

`Whitespace` is a whitespace structure. (internal\_types:whitespace/1)

`Indentation` is a number. (basic\_props:num/1)

- *The following properties should hold at call time:*

`Whitespace` is currently a term which is not a free variable. (term\_typing:nonvar/1)

`Indentation` is a free variable. (term\_typing:var/1)

**Usage 2:** `get_indentation(Parse,Indentation)`

The predicate will return the indentation depth from a parse structure.

- *Call and exit should be compatible with:*

`Parse` is a parse structure. (internal\_types:parse/1)

`Indentation` is a number. (basic\_props:num/1)

- *The following properties should hold at call time:*

`Parse` is currently a term which is not a free variable. (term\_typing:nonvar/1)

`Indentation` is a free variable. (term\_typing:var/1)

**inc\_indentation/2:** PREDICATE**Usage:** `inc_indentation(ParseIn,ParseOut)`

Will increase the indentation with one step to a parse structure.

- *Call and exit should be compatible with:*

`ParseIn` is a parse structure. (internal\_types:parse/1)

`ParseOut` is a parse structure. (internal\_types:parse/1)

- *The following properties should hold at call time:*

`ParseIn` is currently a term which is not a free variable. (term\_typing:nonvar/1)

`ParseOut` is a free variable. (term\_typing:var/1)

**dec\_indentation/2:** PREDICATE**Usage:** `dec_indentation(ParseIn,ParseOut)`

Will decrease the indentation with one step to a parse structure.

- *Call and exit should be compatible with:*

`ParseIn` is a parse structure. (internal\_types:parse/1)

`ParseOut` is a parse structure. (internal\_types:parse/1)

- *The following properties should hold at call time:*

`ParseIn` is currently a term which is not a free variable. (term\_typing:nonvar/1)

`ParseOut` is a free variable. (term\_typing:var/1)

**add\_indentation/3:** PREDICATE

No further documentation available for this predicate.

**reduce\_indentation/3:**

PREDICATE

No further documentation available for this predicate.

**push\_whitespace/3:**

PREDICATE

**Usage:** `push_whitespace(ParseWithWhitespace, ParseIn, ParseOut)`

The predicate will add the whitespace values from one parse structure to another one, result in the output, with the values from the second parse structure with the whitespace from the first added.

– *Call and exit should be compatible with:*

`ParseWithWhitespace` is a parse structure. (internal\_types:parse/1)

`ParseIn` is a parse structure. (internal\_types:parse/1)

`ParseOut` is a parse structure. (internal\_types:parse/1)

– *The following properties should hold at call time:*

`ParseWithWhitespace` is currently a term which is not a free variable. (term\_typing:nonvar/1)

`ParseIn` is currently a term which is not a free variable. (term\_typing:nonvar/1)

`ParseOut` is a free variable. (term\_typing:var/1)

**push\_dictionaries/3:**

PREDICATE

**Usage:** `push_dictionaries(Parse, Parse, Parse)`

The predicate will set the first parse structure's directory to the second parsing structure argument. The resulting parsing structure will be returned.

– *Call and exit should be compatible with:*

`Parse` is a parse structure. (internal\_types:parse/1)

`Parse` is a parse structure. (internal\_types:parse/1)

`Parse` is a parse structure. (internal\_types:parse/1)

– *The following properties should hold at call time:*

`Parse` is currently a term which is not a free variable. (term\_typing:nonvar/1)

`Parse` is currently a term which is not a free variable. (term\_typing:nonvar/1)

`Parse` is a free variable. (term\_typing:var/1)

**get\_parsed/2:**

PREDICATE

**Usage 1:** `get_parsed(ParseStructure, ListOfParsed)`

The predicate will return a list of the parsed terms that is inside the parse structure.

– *Call and exit should be compatible with:*

`ParseStructure` is a parse structure. (internal\_types:parse/1)

`ListOfParsed` is a list of terms. (basic\_props:list/2)

– *The following properties should hold at call time:*

`ParseStructure` is currently a term which is not a free variable. (term\_typing:nonvar/1)

`ListOfParsed` is a free variable. (term\_typing:var/1)

**Usage 2:** `get_parsed(ParseStructure, EnvironmentStructure)`

The predicate will return the environment of the parse structure.

- *Call and exit should be compatible with:*  
**ParseStructure** is a parse structure. (internal\_types:parse/1)  
**EnvironmentStructure** is an environment structure. (internal\_types:environment/1)
- *The following properties should hold at call time:*  
**ParseStructure** is currently a term which is not a free variable.  
(term\_typing:nonvar/1)  
**EnvironmentStructure** is a free variable. (term\_typing:var/1)

**Usage 3:** `get_parsed(ParseStructure, Dictionaries)`

The predicate will return dictionary used within the parse structure.

- *Call and exit should be compatible with:*  
**ParseStructure** is a parse structure. (internal\_types:parse/1)  
**Dictionaries** is a dictionary. (internal\_types:dictionary/1)
- *The following properties should hold at call time:*  
**ParseStructure** is currently a term which is not a free variable.  
(term\_typing:nonvar/1)  
**Dictionaries** is a free variable. (term\_typing:var/1)

**get\_environment/2:** PREDICATE

No further documentation available for this predicate.

**inside\_proto/1:** PREDICATE

**Usage:** `inside_proto(Parse)`

The predicate will answer to the question: are we parsing inside a PROTO/EXTERNPROTO.

- *Call and exit should be compatible with:*  
**Parse** is a parse structure. (internal\_types:parse/1)
- *The following properties should hold at call time:*  
**Parse** is currently a term which is not a free variable. (term\_typing:nonvar/1)

**get\_dictionaries/2:** PREDICATE

No further documentation available for this predicate.

**strip\_from\_list/2:** PREDICATE

**Usage:** `strip_from_list(ListWithComments, CleanList)`

The predicate will strip the list from comments and return a list without any comments.

- *Call and exit should be compatible with:*  
**ListWithComments** is a list of terms. (basic\_props:list/2)  
**CleanList** is a list of terms. (basic\_props:list/2)
- *The following properties should hold at call time:*  
**ListWithComments** is currently a term which is not a free variable.  
(term\_typing:nonvar/1)  
**CleanList** is a free variable. (term\_typing:var/1)

**strip\_from\_term/2:** PREDICATE**Usage:** strip\_from\_term(Term, Stripped)

The predicate will remove comments from a term, it will reduce its arguments if there are comments as arguments.

- *Call and exit should be compatible with:*

Term is any term. (basic\_props:term/1)

Stripped is any term. (basic\_props:term/1)

- *The following properties should hold at call time:*

Term is currently a term which is not a free variable. (term\_typing:nonvar/1)

Stripped is a free variable. (term\_typing:var/1)

**strip\_clean/2:** PREDICATE**Usage:** strip\_clean(ParsedIn, ParsedOut)

The predicate will return a striped list or a single atom if there was no comments and no more items in the list. It will also return a atom if there is comments and only one other element.

- *Call and exit should be compatible with:*

ParsedIn is any term. (basic\_props:term/1)

ParsedOut is any term. (basic\_props:term/1)

- *The following properties should hold at call time:*

ParsedIn is currently a term which is not a free variable. (term\_typing:nonvar/1)

ParsedOut is a free variable. (term\_typing:var/1)

**strip\_exposed/2:** PREDICATE

No further documentation available for this predicate.

**strip\_restricted/2:** PREDICATE

No further documentation available for this predicate.

**strip\_interface/2:** PREDICATE**Usage:** strip\_interface(Interface, StrippedInterface)

The predicate will remove comments from the interface that we read for the PROTOtype. This will help us when setting the properties.

- *Call and exit should be compatible with:*

Interface is a list of terms. (basic\_props:list/2)

StrippedInterface is a list of terms. (basic\_props:list/2)

- *The following properties should hold at call time:*

Interface is currently a term which is not a free variable. (term\_typing:nonvar/1)

StrippedInterface is a free variable. (term\_typing:var/1)

**set\_parsed/3:** PREDICATE

**Usage:** `set_parsed(ParseIn,NewParseList,ParseOut)`

The predicate will create a new parse structure from the first parse structure with the parse list from the second argument.

- *Call and exit should be compatible with:*

`ParseIn` is a parse structure. (internal\_types:parse/1)

`NewParseList` is a list of terms. (basic\_props:list/2)

`ParseOut` is a parse structure. (internal\_types:parse/1)

- *The following properties should hold at call time:*

`ParseIn` is currently a term which is not a free variable. (term\_typing:nonvar/1)

`NewParseList` is currently a term which is not a free variable. (term\_typing:nonvar/1)

`ParseOut` is a free variable. (term\_typing:var/1)

**set\_environment/3:** PREDICATE

**Usage:** `set_environment(Environment,ParseIn,ParseOut)`

The modifier will return a parse structure with the environment given with the other properties from the first parse structure.

- *Call and exit should be compatible with:*

`Environment` is an environment structure. (internal\_types:environment/1)

`ParseIn` is a parse structure. (internal\_types:parse/1)

`ParseOut` is a parse structure. (internal\_types:parse/1)

- *The following properties should hold at call time:*

`Environment` is currently a term which is not a free variable. (term\_typing:nonvar/1)

`ParseIn` is currently a term which is not a free variable. (term\_typing:nonvar/1)

`ParseOut` is a free variable. (term\_typing:var/1)

**insert\_parsed/3:** PREDICATE

**Usage:** `insert_parsed(ListOfParsed,ParseIn,ParseOut)`

The predicate will append the newly parsed terms to the old that we have in the parse structure.

- *Call and exit should be compatible with:*

`ListOfParsed` is a list of terms. (basic\_props:list/2)

`ParseIn` is a parse structure. (internal\_types:parse/1)

`ParseOut` is a parse structure. (internal\_types:parse/1)

- *The following properties should hold at call time:*

`ListOfParsed` is currently a term which is not a free variable. (term\_typing:nonvar/1)

`ParseIn` is currently a term which is not a free variable. (term\_typing:nonvar/1)

`ParseOut` is a free variable. (term\_typing:var/1)

**reverse\_parsed/2:** PREDICATE

**Usage:** `reverse_parsed(ParseIn,ParseOut)`

The returned parse structure is the same as the input with the difference that the parsed terms are in reverse order.

- *Call and exit should be compatible with:*
  - `ParseIn` is a parse structure. (internal\_types:parse/1)
  - `ParseOut` is a parse structure. (internal\_types:parse/1)
- *The following properties should hold at call time:*
  - `ParseIn` is currently a term which is not a free variable. (term\_typing:nonvar/1)
  - `ParseOut` is a free variable. (term\_typing:var/1)

**stop\_parse/2:**

PREDICATE

**Usage:** stop\_parse(TermIn,TermOut)

The predicate will bind the invalue to the outvalue, used to terminate a parsing.

- *Call and exit should be compatible with:*
  - `TermIn` is any term. (basic\_props:term/1)
  - `TermOut` is any term. (basic\_props:term/1)
- *The following properties should hold at call time:*
  - `TermIn` is currently a term which is not a free variable. (term\_typing:nonvar/1)
  - `TermOut` is a free variable. (term\_typing:var/1)

**look\_first\_parsed/2:**

PREDICATE

**Usage:** look\_first\_parsed(Parse,First)

Look at the first item in the parse structure.

- *Call and exit should be compatible with:*
  - `Parse` is a parse structure. (internal\_types:parse/1)
  - `First` is any term. (basic\_props:term/1)
- *The following properties should hold at call time:*
  - `Parse` is currently a term which is not a free variable. (term\_typing:nonvar/1)
  - `First` is a free variable. (term\_typing:var/1)

**get\_first\_parsed/3:**

PREDICATE

**Usage:** get\_first\_parsed(ParseIn,ParseOut,First)

Get the first item in the parse structure and return the parse structure with the item removed.

- *Call and exit should be compatible with:*
  - `ParseIn` is a parse structure. (internal\_types:parse/1)
  - `ParseOut` is a parse structure. (internal\_types:parse/1)
  - `First` is any term. (basic\_props:term/1)
- *The following properties should hold at call time:*
  - `ParseIn` is currently a term which is not a free variable. (term\_typing:nonvar/1)
  - `ParseOut` is a free variable. (term\_typing:var/1)
  - `First` is a free variable. (term\_typing:var/1)

**remove\_code/3:**

PREDICATE

No further documentation available for this predicate.

**look\_ahead/3:**

PREDICATE

**Usage:** `look_ahead(Name,Parsed,Parsed)`

This predicate is used normally by the CDG and the two last arguments will therefore be the same because we don't remove the parsed. The name is the name inside a term, the first argument.

– *Call and exit should be compatible with:*

`Name` is an atom.

(basic\_props:atom/1)

`Parsed` is a list of terms.

(basic\_props:list/2)

`Parsed` is a list of terms.

(basic\_props:list/2)

– *The following properties should hold at call time:*

`Name` is currently a term which is not a free variable.

(term\_typing:nonvar/1)

`Parsed` is currently a term which is not a free variable.

(term\_typing:nonvar/1)

`Parsed` is a free variable.

(term\_typing:var/1)

## 225 possible (library)

**Author(s):** Göran Smedbäck.

### 225.1 Usage and interface (possible)

- **Library usage:**  
   :- use\_module(library(possible)).
- **Exports:**
  - *Predicates:*  
   continue/3.
- **Imports:**
  - *Packages:*  
   prelude, nonpure, dcg, assertions, isomodes.

### 225.2 Documentation on exports (possible)

#### **continue/3:**

PREDICATE

**Usage:** continue(RuleName,L,T)

The predicate will check the rule name's possible followers, that is the entrance in the grammar, to see if we have the possibility to continue the generation in the asked direction. We will by using the DCG look one item ahead to see if we have the proper key name ahead. Then we check the possible alternatives for the rule name from the list and type we receive from the call to possible. As we can see there are different look ahead predicates depending if we have a token or a word, looking on the structure name(token name) or if we should read the first word beyond the structure name.

- *Call and exit should be compatible with:*
  - RuleName is an atom. (basic\_props:atom/1)
  - L is a list. (basic\_props:list/1)
  - T is a list. (basic\_props:list/1)
- *The following properties should hold at call time:*
  - RuleName is currently a term which is not a free variable. (term\_typing:nonvar/1)





## 226 tokeniser (library)

**Author(s):** Göran Smedbäck.

### 226.1 Usage and interface (tokeniser)

- **Library usage:**  
`:- use_module(library(tokeniser)).`
- **Exports:**
  - *Predicates:*  
`tokeniser/2, token_read/3.`
- **Imports:**
  - *System library modules:*  
`lists, provrml/provrmlerror.`
  - *Packages:*  
`prelude, nonpure, dcg, assertions, isomodes.`

### 226.2 Documentation on exports (tokeniser)

#### **tokeniser/2:**

PREDICATE

**Usage:** `tokeniser(VRML, Tokens)`

This predicate will perform the parsing of the VRML code. The result will be tokens that will be the source for producing the Prolog terms of the VRML code. This is done in the parser module. From these terms analysis, changing, and any thing that you want to do with VRML code from Prolog programming language. We perform the predicate with a catch call to be able to output error messages if encountered.

- *Call and exit should be compatible with:*

`VRML` is a list of `atms`. (basic\_props:list/2)

`Tokens` is a list of `terms`. (basic\_props:list/2)

- *The following properties should hold at call time:*

`VRML` is currently a term which is not a free variable. (term\_typing:nonvar/1)

`Tokens` is a free variable. (term\_typing:var/1)

#### **token\_read/3:**

PREDICATE

**Usage 1:** `token_read(String, L, T)`

The predicate will return the token string with one argument the string. The string has some special properties according to the specification, but always starting with the string symbol.

- *Call and exit should be compatible with:*

`String` is any term. (basic\_props:term/1)

`L` is a list. (basic\_props:list/1)

`T` is a list. (basic\_props:list/1)

- *The following properties should hold at call time:*  
**String** is a free variable. (term\_typing:var/1)

**Usage 2: token\_read(Comment,L,T)**

The predicate will return a token for a comment. The comment symbol, the bracket will start the comment and go for a complete line.

- *Call and exit should be compatible with:*  
**Comment** is any term. (basic\_props:term/1)  
**L** is a list. (basic\_props:list/1)  
**T** is a list. (basic\_props:list/1)
- *The following properties should hold at call time:*  
**Comment** is a free variable. (term\_typing:var/1)

**Usage 3: token\_read(Id,L,T)**

The predicate will return a token for a word, an identifier. there is a check whether the id starts with a capital or a low cap letter. There are tough no distinction made in the token, but made a bit more easy to change if needed.

- *Call and exit should be compatible with:*  
**Id** is any term. (basic\_props:term/1)  
**L** is a list. (basic\_props:list/1)  
**T** is a list. (basic\_props:list/1)

**Usage 4: token\_read(Exp,L,T)**

The predicate will return the token for an exponential number. The number are according to the definitions of VRML and due to the normal Prolog standard. We allow integer and float exponents but not exponential exponents.

- *Call and exit should be compatible with:*  
**Exp** is any term. (basic\_props:term/1)  
**L** is a list. (basic\_props:list/1)  
**T** is a list. (basic\_props:list/1)

**Usage 5: token\_read(Float,L,T)**

The predicate will return a token for a floating point value.

- *Call and exit should be compatible with:*  
**Float** is currently instantiated to a float. (term\_typing:float/1)  
**L** is a list. (basic\_props:list/1)  
**T** is a list. (basic\_props:list/1)

**Usage 6: token\_read(Hex,L,T)**

The returned token is of type hexadecimal number according to the specifications.E.g., 0xabcd3ef where the 0x is essential.

- *Call and exit should be compatible with:*  
**Hex** is any term. (basic\_props:term/1)  
**L** is a list. (basic\_props:list/1)  
**T** is a list. (basic\_props:list/1)

**Usage 7: token\_read(Int,L,T)**

The token returned is the integer token and will contain the integer value read.

- *Call and exit should be compatible with:*
  - `Int` is an integer. (basic\_props:int/1)
  - `L` is a list. (basic\_props:list/1)
  - `T` is a list. (basic\_props:list/1)
- *The following properties should hold at call time:*
  - `Int` is a free variable. (term\_typing:var/1)

**Usage 8:** `token_read(Symbol,L,T)`

The symbol returned with this token is one of the symbols allowed according to the specification. The only symbol is dot for the moment.

- *Call and exit should be compatible with:*
  - `Symbol` is any term. (basic\_props:term/1)
  - `L` is a list. (basic\_props:list/1)
  - `T` is a list. (basic\_props:list/1)

**Usage 9:** `token_read(ListOfType,L,T)`

The token for whitespace returns a list with the encountered whitespaces. This is a better way because a whitespace are seldom found alone. The whitespaces considered are: space, tab, new-line, return, and comma.

- *Call and exit should be compatible with:*
  - `ListOfType` is any term. (basic\_props:term/1)
  - `L` is a list. (basic\_props:list/1)
  - `T` is a list. (basic\_props:list/1)

**Usage 10:** `token_read(Paren,L,T)`

There are four tokens returned with this prefix: `node_open`, `node_close`, `list_open`, `list_close`.

- *Call and exit should be compatible with:*
  - `Paren` is an atom. (basic\_props:atom/1)
  - `L` is a list. (basic\_props:list/1)
  - `T` is a list. (basic\_props:list/1)
- *The following properties should hold at call time:*
  - `Paren` is a free variable. (term\_typing:var/1)



## 227 Pattern (regular expression) matching

**Author(s):** The CLIP Group.

This library provides facilities for matching strings and terms against *patterns*. There are some prolog flags

- There is a prolog flag to case insensitive match. Its name is `case_insensitive`. If its value is on, matching is case insensitive, but if its value is off matching isn't case insensitive. By default, its value is off.
- There is a syntax facility to use matching more or less like a unification. You can type, "`=~ "regexp" "` as an argument of a predicate. Thus, that argument must match with `regexp`. For example:

```
pred (=~ "ab*c", B) :- ...
```

is equivalent to

```
pred (X,B) :- match_posix("ab*c",X,R), ...
```

So, there are two prolog flags about this. One of this prolog flags is "format". Its values are `shell`, `posix`, `list` and `pred`, and substitute in the example `match_posix` by `match_shell`, `match_posix`, `match_struct` and `match_pred` respectively. By default its value is `posix`. The other prolog flag is `exact`. Its values are `on` and `off`. If its value is off substitute in the example `R` by `[]`. If its value is on, `R` is a variable. By default, its value is on.

### 227.1 Usage and interface (regexp\_doc)

- **Library usage:**  

```
:- use_package(regexp).
```

 or  

```
:- module(...,[regexp]).
```
- **New operators defined:**  

```
=~/1 [200,fy].
```
- **Imports:**
  - *System library modules:*  

```
regexp/regexp_code.
```
  - *Packages:*  

```
prelude, nonpure, assertions.
```

### 227.2 Documentation on internals (regexp\_doc)

#### **match\_shell/3:**

PREDICATE

**Usage:** `match_shell(Exp, IN, Rest)`

Matches `IN` against `Exp`. `Rest` is the longest remainder of the string after the match. For example, `match_shell("??*", "foo.pl", Tail)` succeeds, instantiating `Tail` to `"o.pl"`.

- *The following properties should hold at call time:*

`Exp` is a shell regular expression to match against. (regexp\_code:shell\_regexp/1)

IN is a string (a list of character codes). (basic\_props:string/1)

Rest is a string (a list of character codes). (basic\_props:string/1)

### **match\_shell/2:** PREDICATE

**Usage:** `match_shell(Exp, IN)`

Matches completely IN (no tail can remain unmatched) against Exp similarly to `match_shell/3`.

– *The following properties should hold at call time:*

Exp is a shell regular expression to match against. (regexp\_code:shell\_regexp/1)

IN is a string (a list of character codes). (basic\_props:string/1)

### **match\_posix/2:** PREDICATE

**Usage:** `match_posix(Exp, IN)`

Matches completely IN (no tail can remain unmatched) against Exp similarly to `match_posix/3`.

– *The following properties should hold at call time:*

Exp is a shell regular expression to match against. (regexp\_code:shell\_regexp/1)

IN is a string (a list of character codes). (basic\_props:string/1)

### **match\_posix/4:** PREDICATE

**Usage:** `match_posix(Exp, In, Match, Rest)`

– *The following properties should hold at call time:*

Exp is a shell regular expression to match against. (regexp\_code:shell\_regexp/1)

In is a string (a list of character codes). (basic\_props:string/1)

Match is a list of strings. (basic\_props:list/2)

Rest is a string (a list of character codes). (basic\_props:string/1)

### **match\_posix\_rest/3:** PREDICATE

**Usage:** `match_posix_rest(Exp, IN, Rest)`

Matches IN against Exp. Tail is the remainder of the string after the match. For example, `match_posix("ab*c", "abbbcdf", Tail)` succeeds, instantiating Tail to "df".

– *The following properties should hold at call time:*

Exp is a posix regular expression to match against. (regexp\_code:posix\_regexp/1)

IN is a string (a list of character codes). (basic\_props:string/1)

Rest is a string (a list of character codes). (basic\_props:string/1)

### **match\_posix\_matches/3:** PREDICATE

**Usage:** `match_posix_matches(Exp, IN, Matches)`

Matches completely IN against Exp. Exp can contain *anchored expressions* of the form `\(regexp\)`. Matches will contain a list of the *anchored expression* which were matched on success. Note that since POSIX expressions are being read inside a string, backslashes will have to be doubled. For example,

```
?- match_posix_matches("\\(aa|bb\\)\\(bb|aa\\)", "bbaa", M).
M = ["bb","aa"] ? ;
no
```

```
?- match_posix_matches("\\(aa|bb\\)\\(bb|aa\\)", "aabb", M).
M = ["aa","bb"] ? ;
no
```

- *The following properties should hold at call time:*

**Exp** is a shell regular expression to match against. (regexp\_code:shell\_regexp/1)  
**IN** is a string (a list of character codes). (basic\_props:string/1)  
**Matches** is a list of strings. (basic\_props:list/2)

### match\_struct/4:

PREDICATE

**Usage:** match\_struct(Exp, IN, Rest, Tail)

Matches IN against Exp. Tail is the remainder of the list of atoms IN after the match. For example, match\_struct([a,\*(b),c],[a,b,b,b,c,d,e],Tail) succeeds, instantiating Tail to [d,e].

- *Call and exit should be compatible with:*

**Exp** is a struct regular expression to match against. (regexp\_code:struct\_regexp/1)  
**IN** is a string (a list of character codes). (basic\_props:string/1)  
**Rest** is a string (a list of character codes). (basic\_props:string/1)

### match\_pred/2:

PREDICATE

**Usage:** match\_pred(Pred1, Pred2)

Tests if two predicates Pred1 and Pred2 match using posix regular expressions.

### replace\_first/4:

PREDICATE

**Usage:** replace\_first(IN, Old, New, Resul)

Replace the first occurrence of the Old by New in IN and copy the result in Resul.

- *The following properties should hold at call time:*

**IN** is a string (a list of character codes). (basic\_props:string/1)  
**Old** is a posix regular expression to match against. (regexp\_code:posix\_regexp/1)  
**New** is a string (a list of character codes). (basic\_props:string/1)  
**Resul** is a string (a list of character codes). (basic\_props:string/1)

### replace\_all/4:

PREDICATE

**Usage:** replace\_all(IN, Old, New, Resul)

Replace all occurrences of the Old by New in IN and copy the result in Resul.

- *The following properties should hold at call time:*

**IN** is a string (a list of character codes). (basic\_props:string/1)  
**Old** is a posix regular expression to match against. (regexp\_code:posix\_regexp/1)  
**New** is a string (a list of character codes). (basic\_props:string/1)  
**Resul** is a string (a list of character codes). (basic\_props:string/1)





## 228 `regexp_code` (library)

### 228.1 Usage and interface (`regexp_code`)

- **Library usage:**
  - `:- use_module(library(regexp_code)).`
- **Exports:**
  - *Predicates:*  
`match_shell/3, match_shell/2, match_posix/2, match_posix/4, match_posix_rest/3, match_posix_matches/3, match_struct/4, match_pred/2, replace_first/4, replace_all/4.`
  - *Regular Types:*  
`shell_regexp/1, posix_regexp/1, struct_regexp/1.`
  - *Multifiles:*  
`define_flag/3.`
- **Imports:**
  - *System library modules:*  
`lists.`
  - *Packages:*  
`prelude, nonpure, assertions, dcg, regtypes, define_flag.`

### 228.2 Documentation on exports (`regexp_code`)

#### `match_shell/3:`

PREDICATE

**Usage:** `match_shell(Exp, IN, Rest)`

Matches `IN` against `Exp`. `Rest` is the longest remainder of the string after the match. For example, `match_shell("??*", "foo.pl", Tail)` succeeds, instantiating `Tail` to `"o.pl"`.

- *The following properties should hold at call time:*

<code>Exp</code> is a shell regular expression to match against.	( <code>regexp_code:shell_regexp/1</code> )
<code>IN</code> is a string.	( <code>regexp_code:string/1</code> )
<code>Rest</code> is a string.	( <code>regexp_code:string/1</code> )

#### `match_shell/2:`

PREDICATE

**Usage:** `match_shell(Exp, IN)`

Matches completely `IN` (no tail can remain unmatched) against `Exp` similarly to `match_shell/3`.

- *The following properties should hold at call time:*

<code>Exp</code> is a shell regular expression to match against.	( <code>regexp_code:shell_regexp/1</code> )
<code>IN</code> is a string.	( <code>regexp_code:string/1</code> )

**match\_posix/2:** PREDICATE

Usage: `match_posix(Exp,IN)`

Matches completely IN (no tail can remain unmatched) against Exp similarly to `match_posix/3`.

- *The following properties should hold at call time:*

Exp is a shell regular expression to match against. (regexp\_code:shell\_regex/1)

IN is a string. (regexp\_code:string/1)

**match\_posix/4:** PREDICATE

Usage: `match_posix(Exp,In,Match,Rest)`

- *The following properties should hold at call time:*

Exp is a shell regular expression to match against. (regexp\_code:shell\_regex/1)

In is a string. (regexp\_code:string/1)

Match is a list of strings. (basic\_props:list/2)

Rest is a string. (regexp\_code:string/1)

**match\_posix\_rest/3:** PREDICATE

Usage: `match_posix_rest(Exp,IN,Rest)`

Matches IN against Exp. Tail is the remainder of the string after the match. For example, `match_posix("ab*c","abbbcdf",Tail)` succeeds, instantiating Tail to "df".

- *The following properties should hold at call time:*

Exp is a posix regular expression to match against. (regexp\_code:posix\_regex/1)

IN is a string. (regexp\_code:string/1)

Rest is a string. (regexp\_code:string/1)

**match\_posix\_matches/3:** PREDICATE

Usage: `match_posix_matches(Exp,IN,Matches)`

Matches completely IN against Exp. Exp can contain *anchored expressions* of the form `\(regexp\)`. Matches will contain a list of the *anchored expression* which were matched on success. Note that since POSIX expressions are being read inside a string, backslashes will have to be doubled. For example,

```
?- match_posix_matches("\\(aa|bb\\)\\(bb|aa\\)", "bbaa", M).
```

```
M = ["bb","aa"] ? ;
```

```
no
```

```
?- match_posix_matches("\\(aa|bb\\)\\(bb|aa\\)", "aabb", M).
```

```
M = ["aa","bb"] ? ;
```

```
no
```

- *The following properties should hold at call time:*

Exp is a shell regular expression to match against. (regexp\_code:shell\_regex/1)

IN is a string. (regexp\_code:string/1)

Matches is a list of strings. (basic\_props:list/2)

**match\_struct/4:** PREDICATE

**Usage:** `match_struct(Exp, IN, Rest, Tail)`

Matches `IN` against `Exp`. `Tail` is the remainder of the list of atoms `IN` after the match. For example, `match_struct([a,*(b),c],[a,b,b,b,c,d,e],Tail)` succeeds, instantiating `Tail` to `[d,e]`.

– *Call and exit should be compatible with:*

`Exp` is a struct regular expression to match against. (regexp\_code:struct\_regexp/1)

`IN` is a string. (regexp\_code:string/1)

`Rest` is a string. (regexp\_code:string/1)

**match\_pred/2:** PREDICATE

**Usage:** `match_pred(Pred1, Pred2)`

Tests if two predicates `Pred1` and `Pred2` match using posix regular expressions.

**replace\_first/4:** PREDICATE

**Usage:** `replace_first(IN, Old, New, Resul)`

Replace the first occurrence of the `Old` by `New` in `IN` and copy the result in `Resul`.

– *The following properties should hold at call time:*

`IN` is a string. (regexp\_code:string/1)

`Old` is a posix regular expression to match against. (regexp\_code:posix\_regexp/1)

`New` is a string. (regexp\_code:string/1)

`Resul` is a string. (regexp\_code:string/1)

**replace\_all/4:** PREDICATE

**Usage:** `replace_all(IN, Old, New, Resul)`

Replace all occurrences of the `Old` by `New` in `IN` and copy the result in `Resul`.

– *The following properties should hold at call time:*

`IN` is a string. (regexp\_code:string/1)

`Old` is a posix regular expression to match against. (regexp\_code:posix\_regexp/1)

`New` is a string. (regexp\_code:string/1)

`Resul` is a string. (regexp\_code:string/1)

**shell\_regexp/1:** REGTYPE

**Usage:** `shell_regexp(P)`

`P` is a shell regular expression to match against.

**posix\_regexp/1:** REGTYPE

**Usage:** `posix_regexp(P)`

`P` is a posix regular expression to match against.

**struct\_regexp/1:** REGTYPE  
 Usage: struct\_regexp(P)  
 P is a struct regular expression to match against.

### 228.3 Documentation on multifiles (regexp\_code)

**define\_flag/3:** PREDICATE  
 (Trust) Usage: define\_flag(Flag,FlagValues,Default)  
 – *The following properties hold upon exit:*  
   Flag is an atom. (basic\_props:atm/1)  
   Define the valid flag values (basic\_props:flag\_values/1)  
 The predicate is *multifile*.

## 229 Automatic tester

**Author(s):** David Trallero Mena.

This module have been created to automate the test that a predicate should pass hopefully. With that intention we have to provide a set of test and its correct answers. The predicate `run_tester/10` will execute every test and compare it with its answer, generating two traces, one with detailed information, and another with the summary of executions of the tests.

### 229.1 Usage and interface (tester)

- **Library usage:**  
`:- use_module(library(tester)).`
- **Exports:**
  - *Predicates:*  
`run_tester/10.`
- **Imports:**
  - *System library modules:*  
`lists, write, io_alias_redirection.`
  - *Packages:*  
`prelude, nonpure, assertions, hiord.`

### 229.2 Documentation on exports (tester)

**run\_tester/10:**

PREDICATE

Usage:

run\_

`tester(LogFile,ResultFile,Begin,Test,TestList,Check,CheckList,End,GoodExamples,Slider)`

`run_tester` is a predicate for automatizate testers. It get 2 file names as entry (`LogFile` and `ResultFile`) for saving the trace and the short result scheme respectevly. `Begin` and `End` are called at the beginning and at the end of the test. `Test` is called which each element of `TestList` and after, `Check` is called with the corresponding element in `CheckList` for checking the results of `Test` predicate. `GoodExample` is `ground(int)` at the exit and tells the number of examples that passed the test correctly. `Slider` can take the values `slider(no)` or `slider(Title)` and slider will be shown everytime a new test is called

- *The following properties should hold at call time:*

`LogFile` is a string (a list of character codes). (basic\_props:string/1)

`ResultFile` is a string (a list of character codes). (basic\_props:string/1)

`Begin` is a term which represents a goal, i.e., an atom or a structure. (basic\_props:callable/1)

`Test` is a term which represents a goal, i.e., an atom or a structure. (basic\_props:callable/1)

`TestList` is a list. (basic\_props:list/1)

`Check` is a term which represents a goal, i.e., an atom or a structure. (basic\_props:callable/1)

`CheckList` is a list. (basic\_props:list/1)

End is a term which represents a goal, i.e., an atom or a structure. (basic\_props:callable/1)

GoodExamples is a free variable. (term\_typing:var/1)

Slider is any term. (basic\_props:term/1)

*Meta-predicate* with arguments: run\_tester(?,?,(pred 0),(pred 1),?,(pred 1),?,?,(pred 0),?,?,?).

## 229.3 Other information (tester)

Two simple examples of the use of the run\_tester are provided.

### 229.3.1 Understanding run\_test predicate

```
:- module(tester_test2 , _ , _).

:- use_module('..' (tester)).
%:- use_module(library(tester)).
:- use_module(library(lists)).
:- use_module(library(write)).

init_func :-
 write('Starting the test\n').

tester_func((X,X,_)) :-
 write('The argument is correct '),
 write(X) , nl.

checker_func((_,X,X)) :-
 write('check is fine\n\n').

end_func :-
 write('Test ended\n').

main :-
 L = [(1,1,1), % CORRECT
 (2,2,1), % Test CORRECT , CHECK FALSE
 (1,2,2) % Test FALSE
],

 run_tester(
 'test.log',
 'result.log',
 init_func ,
 tester_func ,
 L,
 checker_func,
 L,
```

```

 end_func,
 Res,
 slider('Tester2: ')
),

 length(L , LL),
 Op is (Res / LL) * 100,
 message(note , ['Analysis result: ' , Op , '%']).

```

### 229.3.2 More complex example

In this example we just want to test if the output of Ciaopp is readable by CIAO.

Tester function succeeds if it is able to write the output file.

Checker function succeeds if it is able to load the written file.

```

:- module(tester_test1 , _ , []).

%:- use_module(library(tester) , [run_tester/10]).
:- use_module('..'(tester) , [run_tester/10]).

:- use_module(library(ciaopp)).
:- use_module(library(compiler)).

:- use_module(library(filenames)).

:- use_module(library(write)).

:- use_module(library(lists)).

init_func.

test_files('/home/dtm/Ciaopp/Benchmarks/ciaopp/modes/').

tester_func(FileArg) :-
 test_files(Path),
 atom_concat(Path , FileArg , File0),

 message(note ,
 ['++\n']),
 (unload(File0)->true;true),
 module(File0),

 atom_concat(TFile , '.pl', File0),
 atom_concat(TFile , '_test.pl' , TestFile),

 output(TestFile).

get_module(Path , Module) :-

```



```

no_path_file_name(Path , File),
(atom_concat(Module , '.pl' , File)
-> true ; Module = File).

checker_func(FileArg) :-
 get_module(FileArg , Module),
 (unload(Module)->true;true),

 atom_concat(RawFile, '.pl' , FileArg),
 atom_concat(RawFile, '_test.pl' , OptFile),

 test_files(Path),
 atom_concat(Path , OptFile, OptFilePath),

 message(note , ['Cargando ' , OptFilePath]),
 use_module(OptFilePath).

end_func.

```

```

main :-
 L = [
 'aiakl.pl',
 'query.pl',
 'mmatrix.pl',
 'ann.pl',
 'bid.pl',
 'rdtok.pl',
 'myread.pl',
 'boyer.pl',
 'read.pl',
 'occur.pl',
 'serialize.pl',
 'browse.pl',
 'peephole.pl',
 'tak.pl',
 'deriv.pl',
 'progeom.pl',
 'warplan.pl',
 'fib.pl',
 'qplan.pl',
 'witt.pl',
 'grammar.pl',
 'zebra.pl',
 'qsortapp.pl',
 'hanoiapp.pl'
],

```

```
run_tester(
 'test.log',
 'result.log',
 init_func ,
 tester_func ,
 L,
 checker_func,
 L,
 end_func,
 Res,
 slider('Tester1: ')
),
length(L , LL),
Op is (Res / LL) * 100,
message(note , ['Analysis result: ' , Op , '%']).
```



## 230 Measuring features from predicates (time cost or memory used)

**Author(s):** David Trallero Mena.

This library has been done for measuring or compare execution features (currently only time) of predicates. This module relays on gnuplot, an auxiliary module which use the tool `gnuplot`, for representing results graphically

### 230.1 Usage and interface (`time_analyzer`)

- **Library usage:**
  - `:- use_module(library(time_analyzer)).`
- **Exports:**
  - *Predicates:*  
`performance/3, benchmark/6, compare_benchmark/7, generate_benchmark_list/7,`  
`benchmark2/6, compare_benchmark2/7, generate_benchmark_list2/7,`  
`sub_times/3, div_times/2, cost/3.`
- **Imports:**
  - *System library modules:*  
`gnuplot/gnuplot, prolog_sys, lists, write, hiordlib.`
  - *Packages:*  
`prelude, nonpure, assertions, regtypes, hiord.`

### 230.2 Documentation on exports (`time_analyzer`)

#### `performance/3:`

PREDICATE

**Usage:** `performance(P,M,Times)`

`performance` accepts a goal, `P`, as a first argument. The aim of this predicate is to call `P` several times and measure some feature (in this version, only time, that is reason because no extra parameter has been added). `M` defines how many times `P` should be called. Usually, calling the predicate in some succession (10,100,1000) and dividing by the number of times it is executed we can obtain the "execution time" of the predicate (if we are measuring time).

The result of executions are returned in the list `Times`

The diferent modes are:

- `graph( Start , End , Increment )`. It defines arithmetic succession starting in `Start` and ending in `End`, by increment of `Increment`. So `P` is called `Start` times on the first time, `Start+Increment` on the second, etc.
- `graph` The same as `graph/3` but with default options
- `graph_exp( Start , End , Exp )`. It defines geometric succession. `Start` is multiplied by `Exp` till it gets `End`. So `P` is called `Start` times on the first time, `Start*Exp` on the second, etc.
- `graph_exp` The same as `graph_exp/3` but with default options
- *The following properties should hold at call time:*

`P` is a term which represents a goal, i.e., an atom or a structure.

(basic-props:callable/1)

`prelude, nonpure, assertions, regtypes, hiord.`

- M is any term. (basic\_props:term/1)  
**Times** is a free variable. (term\_typing:var/1)
- *The following properties should hold upon exit:*
- P is a term which represents a goal, i.e., an atom or a structure. (basic\_props:callable/1)  
M is any term. (basic\_props:term/1)  
**Times** is a list of nums. (basic\_props:list/2)
- Meta-predicate* with arguments: `performance(goal,?,?)`.

**benchmark/6:**

PREDICATE

**Usage:** `benchmark(P,BenchList,NumTimes,Method,Reserved,OutList)`

The predicate P, which accepts ONE argument, is called with the first member of each pair of the **BenchList** list **NumTimes**. The entry list have pairs because the second member of the pair express the meaning of the first one in the X-Axis. For example, if we are doing a benchmark of `qsort` function, the first member will be a list for being ordered and the second one will be the length of the unordered list. The output is a list of (X,Y) points where Y means the time needed for its entry of "cost" X. **OutList** can be used as **TimeList** in predicate `generate_plot`. **Reserved** is reserved for future implementations (it will take the value of `runtime`, `memory_used`...)

- *The following properties should hold at call time:*
- P is a term which represents a goal, i.e., an atom or a structure. (basic\_props:callable/1)  
**BenchList** is a list of pairs. (basic\_props:list/2)  
**NumTimes** is an integer. (basic\_props:int/1)  
`time_analyzer:average_mode(Method)` (time\_analyzer:average\_mode/1)  
**Reserved** is any term. (basic\_props:term/1)  
**OutList** is a free variable. (term\_typing:var/1)
- *The following properties should hold upon exit:*
- P is a term which represents a goal, i.e., an atom or a structure. (basic\_props:callable/1)  
**BenchList** is a list of pairs. (basic\_props:list/2)  
**NumTimes** is an integer. (basic\_props:int/1)  
`time_analyzer:average_mode(Method)` (time\_analyzer:average\_mode/1)  
**Reserved** is any term. (basic\_props:term/1)  
**OutList** is a list of pairs. (basic\_props:list/2)

**compare\_benchmark/7:**

PREDICATE

**Usage:**`compare_``benchmark(ListPred,BenchList,Method,NumTimes,BaseName,Reserved,GeneralOptions)` ■

It is the generalization of execute predicate `benchmark/6` with several predicates. `benchmark/6` predicate is called with each predicate in **ListPred**, and **BaseName** is used for the temporaries basename file. **GeneralOptions** are applied to the plot

- *The following properties should hold at call time:*

<code>ListPred</code> is a list of callables.	(basic_props:list/2)
<code>BenchList</code> is a list.	(basic_props:list/1)
<code>time_analyzer:average_mode</code> (Method)	(time_analyzer:average_mode/1)
<code>NumTimes</code> is an integer.	(basic_props:int/1)
<code>BaseName</code> is currently instantiated to an atom.	(term_typing:atom/1)
<code>Reserved</code> is any term.	(basic_props:term/1)
<code>GeneralOptions</code> is a list.	(basic_props:list/1)

**generate\_benchmark\_list/7:**

PREDICATE

No further documentation available for this predicate.

**benchmark2/6:**

PREDICATE

**Usage:** `benchmark2(P,BenchList,Method,NumTimes,What,OutList)`

The predicate `P`, which accepts TWO arguments, is called `NumTimes` with the first member of each pair of the `BenchList` list and a free variable as the second. The time of execution (in the future, the desired featured for be measured) is expected to be the second argument, that is because it is a variable. The entry list, `BenchList` have pairs because the second member of the pair express the cost of the first (in X-Axis). For example, if we are doing a benchmark of `qsort` function, the first member will be a list for being ordered and the second one will represent the lenght of the unordered list. The output is a list of (X,Y) points where Y express the time needed for they entry of "cost" X. `OutList` can be used as `TimeList` in predicate `generate_plot`. `What` is reserved for future use

- *The following properties should hold at call time:*

<code>P</code> is a term which represents a goal, i.e., an atom or a structure.	(basic_props:callable/1)
<code>BenchList</code> is a list of pairs.	(basic_props:list/2)
<code>time_analyzer:average_mode</code> (Method)	(time_analyzer:average_mode/1)
<code>NumTimes</code> is an integer.	(basic_props:int/1)
<code>What</code> is currently instantiated to an atom.	(term_typing:atom/1)
<code>OutList</code> is a free variable.	(term_typing:var/1)

- *The following properties should hold upon exit:*

<code>P</code> is a term which represents a goal, i.e., an atom or a structure.	(basic_props:callable/1)
<code>BenchList</code> is a list of pairs.	(basic_props:list/2)
<code>time_analyzer:average_mode</code> (Method)	(time_analyzer:average_mode/1)
<code>NumTimes</code> is an integer.	(basic_props:int/1)
<code>What</code> is currently instantiated to an atom.	(term_typing:atom/1)
<code>OutList</code> is a list of pairs.	(basic_props:list/2)

**compare\_benchmark2/7:**

PREDICATE

**Usage:**`compare_``benchmark2(ListPred,BenchList,Method,NumTimes,BaseName,Reserved,GeneralOptions)` ■

It is the generalization of execute predicate `benchmark2/6` with several predicates. `benchmark2/6` is called with each predicate in `ListPred` and `BaseName` is used for the temporaries basename file. `GeneralOptions` are applied to the plot ('default' can be used for default General options)

- *The following properties should hold at call time:*
  - `ListPred` is a list of callables. (basic\_props:list/2)
  - `BenchList` is a list. (basic\_props:list/1)
  - `time_analyzer:average_mode(Method)` (time\_analyzer:average\_mode/1)
  - `NumTimes` is an integer. (basic\_props:int/1)
  - `BaseName` is currently instantiated to an atom. (term\_typing:atom/1)
  - `Reserved` is currently instantiated to an atom. (term\_typing:atom/1)
  - `GeneralOptions` is a list. (basic\_props:list/1)
- *The following properties should hold upon exit:*
  - `ListPred` is a list of callables. (basic\_props:list/2)
  - `BenchList` is a list. (basic\_props:list/1)
  - `time_analyzer:average_mode(Method)` (time\_analyzer:average\_mode/1)
  - `NumTimes` is an integer. (basic\_props:int/1)
  - `BaseName` is currently instantiated to an atom. (term\_typing:atom/1)
  - `Reserved` is currently instantiated to an atom. (term\_typing:atom/1)
  - `GeneralOptions` is a list. (basic\_props:list/1)

### **generate\_benchmark\_list2/7:**

PREDICATE

No further documentation available for this predicate.

### **sub\_times/3:**

PREDICATE

**Usage:** `sub_times(A,B,C)`

`C` is the result of doing `A - B`, where `A`, `B`, `C` are a list of pairs as `(Time,-)`

- *Call and exit should be compatible with:*
  - `A` is a list of pairs. (basic\_props:list/2)
  - `B` is a list of pairs. (basic\_props:list/2)
  - `C` is a list of pairs. (basic\_props:list/2)

### **div\_times/2:**

PREDICATE

**Usage:** `div_times(A,B)`

`A` is a list of pairs `(P1,P2)`. `B` is a list of pairs with the form `(P1,P2/P1)` for each `(P1,P2)` that belongs to `A`

- *Call and exit should be compatible with:*
  - `A` is a list of pairs. (basic\_props:list/2)
  - `B` is a list of pairs. (basic\_props:list/2)

**cost/3:** PREDICATE

Usage: `cost(A,T,What)`

This pred is thought for measuring constant complexity predicates. `T` is the expected measured feature. `What` is reserved for future implementations, just put 'runtime'

– *Call and exit should be compatible with:*

`A` is a term which represents a goal, i.e., an atom or a structure. (basic\_props:callable/1)

`T` is an integer. (basic\_props:int/1)

`What` is any term. (basic\_props:term/1)

*Meta-predicate* with arguments: `cost(goal,?,?)`.

**generate\_plot/3:** (UNDOC\_REEXPORT)

Imported from `gnuplot` (see the corresponding documentation for details).

**generate\_plot/2:** (UNDOC\_REEXPORT)

Imported from `gnuplot` (see the corresponding documentation for details).

**set\_general\_options/1:** (UNDOC\_REEXPORT)

Imported from `gnuplot` (see the corresponding documentation for details).

**get\_general\_options/1:** (UNDOC\_REEXPORT)

Imported from `gnuplot` (see the corresponding documentation for details).





## 231 XDR handle library

**Author(s):** José Manuel Gómez Pérez.

This library offers facilities to enable users to setup preferences on the values an eventual XML document may take. XML documents are specified by XDR documents (eXternal Data Representation standard), in a way conceptually similar to that of objects and classes in object oriented programming. These facilities allow to take as input an XDR Schema defining the class of documents of interest, and establish a dialogue with the user via an HTML form that allows the users to setup preferences to select sub-classes of documents (those which satisfy the preferences). The preferences are the output of the process and may be in the form of XPath expressions, for example, as can be seen in the example attached in the "examples" directory.

### 231.1 Usage and interface (xdr\_handle)

- **Library usage:**  
 :- use\_module(library(xdr\_handle)).
- **Exports:**
  - *Predicates:*  
 xdr\_tree/3, xdr\_tree/1, xdr2html/4, xdr2html/2, unfold\_tree/2, unfold\_tree\_dic/3, xdr\_xpath/2.
  - *Regular Types:*  
 xdr\_node/1.
- **Imports:**
  - *System library modules:*  
 pillow/http, pillow/html, pillow/pillow\_types, xdr\_handle/xdr\_types, aggregates, lists, terms.
  - *Packages:*  
 prelude, nonpure, dcg, assertions, isomodes, hiord, regtypes, pillow.

### 231.2 Documentation on exports (xdr\_handle)

#### xdr\_tree/3:

PREDICATE

**Usage:** xdr\_tree(XDR\_url, XDR\_tree, XDR\_id)

Parses an XDR (External Data Representation Standard) located at an url `XDR_url` into a tree structured Prolog term `XDR_tree`. It also returns an identifier of the XDR tree `XDR_id` corresponding to the sequence of nodes in the tree (this is intended to be a hook to use in CGI applications).

- *The following properties should hold at call time:*

XDR_url is currently a term which is not a free variable.	(term_typing:nonvar/1)
XDR_tree is a free variable.	(term_typing:var/1)
XDR_id is a free variable.	(term_typing:var/1)
XDR_url specifies a URL.	(pillow_types:url_term/1)
XDR_tree specifies an XDR document.	(xdr_types:xdr/1)
XDR_id is an integer.	(basic_props:int/1)

- xdr\_tree/1:** PREDICATE  
**Usage:** `xdr_tree(XDR_tree)`  
 Checks the correctness of an XDR tree `XDR_tree`.  
 – *The following properties should hold at call time:*  
   `XDR_tree` specifies an XDR document. (xdr\_types:xdr/1)
- xdr\_node/1:** REGTYPE  
**(True) Usage:** `xdr_node(XDR_node)`  
`XDR_node` is a XDR tree node.
- xdr2html/4:** PREDICATE  
**Usage:** `xdr2html(XDRTree,HTMLOutput,UnfoldedTree,Dic)`  
 Receives an XDR tree `XDRTree` and produces the corresponding HTML code `HTMLOutput`, an equivalent unfolded plain tree `UnfoldedTree` and a control dictionary `Dic` to hold a reference the eventual form objects.  
 – *The following properties should hold at call time:*  
   `XDRTree` is currently a term which is not a free variable. (term\_typing:nonvar/1)  
   `HTMLOutput` is a free variable. (term\_typing:var/1)  
   `UnfoldedTree` is a free variable. (term\_typing:var/1)  
   `Dic` is a free variable. (term\_typing:var/1)  
   `XDRTree` specifies an XDR document. (xdr\_types:xdr/1)  
   `HTMLOutput` is a term representing HTML code. (pillow\_types:html\_term/1)  
   `UnfoldedTree` specifies an XDR document. (xdr\_types:xdr/1)  
   `Dic` is a dictionary of values of the attributes of a form. It is a list of `form_assignment` (pillow\_types:form\_dict/1)
- xdr2html/2:** PREDICATE  
**Usage:** `xdr2html(XDRTree,HTMLOutput)`  
 Receives an XDR tree `XDRTree` and produces the corresponding HTML code `HTMLOutput`. This html code is intended to be part of a form used as a means by which an eventual user can give value to an instance of the XDR, i.e. an XML element.  
 – *The following properties should hold at call time:*  
   `XDRTree` is currently a term which is not a free variable. (term\_typing:nonvar/1)  
   `HTMLOutput` is a free variable. (term\_typing:var/1)  
   `XDRTree` specifies an XDR document. (xdr\_types:xdr/1)  
   `HTMLOutput` is a term representing HTML code. (pillow\_types:html\_term/1)
- unfold\_tree/2:** PREDICATE  
**Usage:** `unfold_tree(XDRTree,UFT)`  
 Obtains an unfolded XDR tree `UFT` from a standard XDR tree `XDRTree`, i.e. an XDR tree where all references to XDR elements have been substituted with the elements themselves. Especially useful for eventual generation of equivalent XPATH expressions, (see example).

- *The following properties should hold at call time:*
  - XDRTree is currently a term which is not a free variable. (term\_typing:nonvar/1)
  - UFT is a free variable. (term\_typing:var/1)
  - XDRTree specifies an XDR document. (xdr\_types:xdr/1)
  - UFT specifies an XDR document. (xdr\_types:xdr/1)

**unfold\_tree\_dic/3:**

PREDICATE

**Usage:** `unfold_tree_dic(XDRTree,UFT,Dic)`

Obtains an unfolded XDR tree `UFT` and a form dictionary `Dic` from a standard XDR tree `XDRTree`. Especially useful for HTML form data exchange (see example).

- *The following properties should hold at call time:*
  - XDRTree is currently a term which is not a free variable. (term\_typing:nonvar/1)
  - UFT is a free variable. (term\_typing:var/1)
  - Dic is a free variable. (term\_typing:var/1)
  - XDRTree specifies an XDR document. (xdr\_types:xdr/1)
  - UFT specifies an XDR document. (xdr\_types:xdr/1)
  - Dic is a dictionary of values of the attributes of a form. It is a list of `form_assignment` (pillow\_types:form\_dict/1)

**xdr\_xpath/2:**

PREDICATE

**Usage:** `xdr_xpath(XDRTree,XPath)`

Produces an XPATH expression `XPath` from an XDR tree `XDRTree`. If the given XDR tree has no definite value the xpath expression produced will be empty

- *The following properties should hold at call time:*
  - XDRTree is currently a term which is not a free variable. (term\_typing:nonvar/1)
  - XPath is a free variable. (term\_typing:var/1)
  - XDRTree specifies an XDR document. (xdr\_types:xdr/1)
  - XPath is an atom. (basic\_props:atom/1)



## 232 XML query library

**Author(s):** José Manuel Gómez Pérez.

This package provides a language suitable for querying XML documents from a Prolog program. Constraint programming expressions can be included in order to prune search as soon as possible, i.e. upon constraint unsatisfiability, improving efficiency. Also, facilities are offered to improve search speed by transforming XML documents into Prolog programs, hence reducing search to just running the program and taking advantage of Prolog's indexing capabilities.

Queries in an XML document have a recursive tree structure that permits to detail the search on the XML element sought, its attributes, and its children. As a suffix, a constraint programming expression can be added. Queries return value for the free variables included (in case of success), and checks whether the XML document structure matches that depicted by the query itself.

The operators introduced are described below:

- `@` Delimits a subquery on an element's attribute, such as `product@val(product_name, "car")`, the first argument being the attribute name and the second its value. Any of them can be free variables, being possible to write queries like `product@val(Name, "car")`, intended to find the 'Name' of attributes of element `product` whose value is the string "car".
- `::` The right-hand side of the subexpression delimited by this operator is a query on the children elements of the element described on its left-hand side.
- *with* Declares the constraints the items sought must satisfy.

Some examples of this query language (more can be found in the examples directory):

- Example A:

```
product@val(product_name,"car")::(quantity(X),
 'time-left'(Y),
 negotiation::preference::price(Z))
 with X * Z .>. Y
```

- Example B:

```
nitf::head::docdata::'doc-id'@val('id-string',"020918050")::(Y),
 body::'body.head'::abstract::p(X)
```

## 232.1 Usage and interface (xml\_path\_doc)

- **Library usage:**
  - :- use\_package(xml\_path).
  - or
  - :- module(...,[xml\_path]).
- **Exports:**
  - *Predicates:*
  - xml\_search/3, xml\_parse/3, xml\_parse\_match/3, xml\_search\_match/3, xml\_index\_query/3, xml\_index\_to\_file/2, xml\_index/1, xml\_query/3.
- **Imports:**
  - *System library modules:*
  - xml\_path/xml\_path\_types.
  - *Packages:*
  - prelude, nonpure, assertions, regtypes, isomodes.

## 232.2 Documentation on exports (xml\_path\_doc)

### xml\_search/3: PREDICATE

**Usage:** xml\_search(Query,Source,Doc)

Checks a high level query **Query** against an XML document **Source**. If the query is successful it returns in **Doc** the whole xml element(s) of the document that matched it.

- *The following properties should hold at call time:*

**Query** is currently a term which is not a free variable. (term\_typing:nonvar/1)

**Source** is currently a term which is not a free variable. (term\_typing:nonvar/1)

**Doc** is a free variable. (term\_typing:var/1)

**Query** is a primitive XML query. (xml\_path\_types:canonic\_xml\_query/1)

**Source** is either a XML attribute, a XML element or a line break. (xml\_path\_types:canonic\_xml\_item/1)

**Doc** is either a XML attribute, a XML element or a line break. (xml\_path\_types:canonic\_xml\_item/1)

### xml\_parse/3: PREDICATE

**Usage:** xml\_parse(Query,Source,Doc)

Checks a high level query **Query** against an XML document **Source**. If the query is successful it returns in **Doc** the whole xml element(s) of the document that matched it. On the contrary as **xml\_search/3**, the query can start at any level of the XML document, not necessarily at the root node.

- *The following properties should hold at call time:*

**Query** is currently a term which is not a free variable. (term\_typing:nonvar/1)

**Source** is currently a term which is not a free variable. (term\_typing:nonvar/1)

**Doc** is a free variable. (term\_typing:var/1)

Query is a primitive XML query. (xml\_path\_types:canonic\_xml\_query/1)  
 Source is either a XML attribute, a XML element or a line break.  
 (xml\_path\_types:canonic\_xml\_item/1)  
 Doc is either a XML attribute, a XML element or a line break.  
 (xml\_path\_types:canonic\_xml\_item/1)

**xml\_parse\_match/3:**

PREDICATE

**Usage:** xml\_parse\_match(Query,Source,Match)

Checks a high level query Query against an XML document Source. If the query is successful it returns in Doc the exact subtree of the xml document that matched it. On the contrary as '\$xml\_search\_match/3, the query can start at any level of the XML document, not necessarily at the root node.

– *The following properties should hold at call time:*

Query is currently a term which is not a free variable. (term\_typing:nonvar/1)  
 Source is currently a term which is not a free variable. (term\_typing:nonvar/1)  
 Match is a free variable. (term\_typing:var/1)  
 Query is a primitive XML query. (xml\_path\_types:canonic\_xml\_query/1)  
 Source is either a XML attribute, a XML element or a line break.  
 (xml\_path\_types:canonic\_xml\_item/1)  
 Match is either a XML attribute, a XML element or a line break.  
 (xml\_path\_types:canonic\_xml\_item/1)

**xml\_search\_match/3:**

PREDICATE

**Usage:** xml\_search\_match(BasicQuery,SourceDoc,Match)

Checks query Query against an XML document Source. If the query is successful it returns in Doc the exact subtree of the xml document that matched it.

– *The following properties should hold at call time:*

BasicQuery is currently a term which is not a free variable. (term\_typing:nonvar/1)  
 SourceDoc is currently a term which is not a free variable. (term\_typing:nonvar/1)  
 Match is a free variable. (term\_typing:var/1)  
 BasicQuery is a primitive XML query. (xml\_path\_types:canonic\_xml\_query/1)  
 SourceDoc is either a XML attribute, a XML element or a line break.  
 (xml\_path\_types:canonic\_xml\_item/1)  
 Match is either a XML attribute, a XML element or a line break.  
 (xml\_path\_types:canonic\_xml\_item/1)

**xml\_index\_query/3:**

PREDICATE

**Usage:** xml\_index\_query(Query,Id,Match)

Matches a high level query Query against an XML document previously transformed into a Prolog program. Id identifies the resulting document Match, which is the exact match of the query against the XML document.



- *The following properties should hold at call time:*
  - Query** is currently a term which is not a free variable. (term\_typing:nonvar/1)
  - Id** is a free variable. (term\_typing:var/1)
  - Match** is a free variable. (term\_typing:var/1)
  - Query** is a primitive XML query. (xml\_path\_types:canonic\_xml\_query/1)
  - Id** is an atom. (basic\_props:atm/1)
  - Match** is either a XML attribute, a XML element or a line break. (xml\_path\_types:canonic\_xml\_item/1)

### **xml\_index\_to\_file/2:** PREDICATE

**Usage:** xml\_index\_to\_file(SourceDoc,File)

Transforms the XML document **SourceDoc** in a Prolog program which is output to file **File**.

- *The following properties should hold at call time:*
  - SourceDoc** is either a XML attribute, a XML element or a line break. (xml\_path\_types:canonic\_xml\_item/1)
  - File** is an atom. (basic\_props:atm/1)

### **xml\_index/1:** PREDICATE

**Usage:** xml\_index(SourceDoc)

Transforms the XML document **SourceDoc** in a Prolog program, generating the associated clauses, which are stored dynamically into the current process memory space.

- *The following properties should hold at call time:*
  - SourceDoc** is either a XML attribute, a XML element or a line break. (xml\_path\_types:canonic\_xml\_item/1)

### **xml\_query/3:** PREDICATE

**Usage:** xml\_query(Query,Doc,Match)

Checks that XML document **Doc** is compliant with respect to the query **Query** expressed in the low level query language. The exact mapping of the query over the document is returned in **Match**

- *The following properties should hold at call time:*
  - Query** is currently a term which is not a free variable. (term\_typing:nonvar/1)
  - Doc** is currently a term which is not a free variable. (term\_typing:nonvar/1)
  - Match** is a free variable. (term\_typing:var/1)
  - Query** is a primitive XML query. (xml\_path\_types:canonic\_xml\_query/1)
  - Doc** is either a XML attribute, a XML element or a line break. (xml\_path\_types:canonic\_xml\_item/1)
  - Match** is either a XML attribute, a XML element or a line break. (xml\_path\_types:canonic\_xml\_item/1)

### 232.3 Documentation on internals (xml\_path\_doc)

- canonic\_xml\_term/1:** REGTYPE  
(True) Usage: `canonic_xml_term(XMLTerm)`  
XMLTerm is a term representing XML code in canonical form.
- canonic\_xml\_item/1:** REGTYPE  
(True) Usage: `canonic_xml_item(XMLItem)`  
XMLItem is either a XML attribute, a XML element or a line break.
- tag\_attrib/1:** REGTYPE  
(True) Usage: `tag_attrib(Att)`  
Att is a XML attribute.
- canonic\_xml\_query/1:** REGTYPE  
(True) Usage: `canonic_xml_query(Query)`  
Query is a primitive XML query.
- canonic\_xml\_subquery/1:** REGTYPE  
(True) Usage: `canonic_xml_subquery(SQuery)`  
SQuery defines a XML subquery.



## PART XI - Contributed standalone utilities

This is the documentation for a set of contributed standalone utilities contained in the `etc_contrib` directory of the Ciao distribution.



## 233 A Program to Help Cleaning your Directories

**Author(s):** Manuel Carro.

A simple program for traversing a directory tree and deciding which files may be deleted in order to save space and not to lose information.

### 233.1 Usage (cleandirs)

```
cleandirs [--silent] <initial_dir> <delete_options> <backup_options>
cleandirs explores <initial_dir> (which should be an absolute path)
and looks for backup files and files which can be generated from other
files, using a plausible heuristic aimed at retaining the same amount
of information while recovering some disk space. The heuristic is
based on the extension of the filename.
```

Delete options is one of:

```
--list: just list the files/directories which are amenable to be deleted,
 but do not delete them. SAFE.
--ask: list the files/directories and ask for deletion. UNSAFE if you
 make a mistake.
--delete: just delete the files/directories without asking. I envy your
 brave soul if you choose this option.
```

Backup options is one of:

```
--includebackups: include backup files in the list of files to check.
--excludebackups: do not include backup files in the list of files
 to check.
--onlybackups: include only backup files in the list of files to check.
```

Symbolic links are not traversed. Special files are not checked.

Invoking the program with no arguments will return an up-to-date information on the options.

### 233.2 Known bugs and planned improvements (cleandirs)

- Recursive removal of subdirectories relies on the existence of a recursive `/bin/rm` command in your system.



## PART XII - Appendices

**Author(s):** The CLIP Group.

These appendices describe the installation of the Ciao environment on different systems and some other issues such as reporting bugs, signing up on the Ciao user's mailing list, downloading new versions, limitations, etc.





## 234 Installing Ciao from the source distribution

**Author(s):** Manuel Carro, Daniel Cabeza, Manuel Hermenegildo.

This describes the installation procedure for the Ciao system, including libraries and manuals, from a *source* distribution. This applies primarily to Unix-type systems (Linux, Mac OS X, Solaris, SunOS, etc.). However, the sources can also be compiled if so desired on Windows systems – see Section 234.6 [Installation and compilation under Windows], page 1135 for details.

If you find any problems during installation, please refer to Section 234.8 [Troubleshooting (nasty messages and nifty workarounds)], page 1136. See also Section 236.3 [Downloading new versions], page 1143 and Section 236.4 [Reporting bugs], page 1144.

### 234.1 Un\*x installation summary

**Note:** It is recommended that you read the full installation instructions (specially if the installation will be shared by different architectures). However, in many cases it suffices to follow this summary:

1. Uncompress and unpackage (using `gunzip` and `tar -xpf`) the distribution. This will put everything in a new directory whose name reflects the Ciao version.
2. Type `./ciaosetup configure`. This will autodetect and configure the system for your specific platform. If you need more control about what configure does, just add the option `--help` to see more arguments.

The option `--menu` show a menu with configurable options. You must follow the instructions that appears on it.

Note that the GNU implementation of the `make` Un\*x command is used internally in some specific parts. It is available in many systems (including all Linux systems and Mac OS X) simply as `make`. If this or next steps stop right away with `make` error messages it is probably an older version and you need to install `gmake`.

3. Type `./ciaosetup build`. This will build executables and compile libraries.
4. Type `./ciaosetup install`. This will install everything in the specified directories.
5. The system will do the right modifications in your startup scripts. This will make the documentation accessible, set the correct mode when opening Ciao source files in `emacs`, etc. The modified files are tagged with the names `\DOTBASHRC\`, `\DOTCSHRC\` and `\DOTEMACS\`, which are the startup files for `bash`, `cs`h and `emacs` respectively.

The following modifications are done automatically in your startup scripts, and you don't need to do it manually. This will make the documentation accessible, set the correct mode when opening Ciao source files in `emacs`, etc. Note that `<v>libroot</v>` must be replaced with the appropriate value:

- For users a *cs*h-compatible shell ( `cs`h, `tc`sh, ...), add to `~/cshrc`:

```

if (-e <v>libroot</v>/ciao/DOTcshrc) then
 source <v>libroot</v>/ciao/DOTcshrc
endif

```

**Note:** while this is recognized by the terminal shell, and therefore by the text-mode Emacs which comes with Mac OS X, the Aqua native Emacs 21 does not recognize that initialization. It is thus necessary, at this moment, to set manually the Ciao shell (`ciaosh`) and Ciao library location by hand. This can be done from the Ciao menu within Emacs after a Ciao file has been loaded. We believe that the reason is that Mac OS X does not actually consult the per-user initialization files on startup. It should also be possible to put the right initializations in the `.emacs` file using the `setenv` function of Emacs-lisp, as in

```
(setenv "CIAOLIB" "<v>libroot</v>/ciao")
```

The same can be done for the rest of the variables initialized in `<v>libroot</v>/ciao/DOTcshrc`

- For users of an *sh-compatible shell* (`sh`, `bash`, ...), the installer will add to `~/.bashrc` the next lines:

```
if [-f <v>libroot</v>/ciao/DOTprofile]; then
 . <v>libroot</v>/ciao/DOTprofile
fi
```

This will set up things so that the Ciao executables are found and you can access the Ciao system manuals using the `info` command. Note that, depending on your shell, *you may have to log out and back in* for the changes to take effect.

- Also, if you use `emacs` (highly recommended) the install will add the next line to your `~/.emacs` file:

```
(load-file "<v>libroot</v>/ciao/ciao-mode-init.el")
(if (file-exists-p "<v>libroot</v>/ciao/ciao-mode-init.el")
 (load-file "<v>libroot</v>/ciao/ciao-mode-init.el")
)
```

If you are installing Ciao globally in a multi-user machine, make sure that you instruct all users to do the same. If you are the system administrator, the previous steps can be done once and for all, and globally for all users by including the lines above in the central startup scripts (e.g., in Linux `/etc/bashrc`, `/etc/csh.login`, `/etc/csh.cshrc`, `/etc/skel`, `/usr/share/emacs/.../lisp/site-init.pl`, etc.).

6. Finally, if the (freely available) `emacs` editor/environment is not installed in your system, we *highly recommend* that you also install it at this point (see Section 234.2 [Un\*x full installation instructions], page 1130 for instructions). While it is easy to use Ciao with any editor of your choice, the Ciao distribution includes a very powerful *application development environment* which is based on `emacs` and which enables, e.g., source-level debugging, syntax coloring, context-sensitive on-line help, etc.
7. You may want now want to check your installation (see Section 234.3 [Checking for correct installation on Un\*x], page 1133) and read the documentation, which is stored in `DOCDIR` (copied from `CIAOSRC/doc/reference`) and can be easily accessed as explained in that same section. There are special “getting started” sections at the beginning of the manual.
8. If you have any problems you may want to check the rest of the instructions. The system can be *uninstalled* by typing `./ciaosetup uninstall`.

## 234.2 Un\*x full installation instructions

1. **Uncompress and unpack:** (using `gunzip` and `tar -xpf`) the distribution in a suitable directory. This will create a new directory called `ciao-X.Y`, where `X.Y` is the version number of the distribution. The `-p` option in the `tar` command ensures that the relative dates of the files in the package are preserved, which is needed for correct operation of the Makefiles.
2. **Select installation options:** Run the `./ciaosetup configure` command and answer the questions that appears in the menu. The meaning of some important options in the menu is as follows:

%

- **CIAOSRC:** directory where the sources are % stored.
- **BINDIR:** directory where the Ciao executables will go. For example, if `BINDIR=/usr/local/bin`, then the Ciao compiler (`ciaoc`) will be stored at

`/usr/local/bin/ciaoc`. Actually, it will be a link to `ciaoc-VersionNumber`. This applies also to other executables below and is done so that several versions of Ciao can coexist on the same machine. Note that the *version installed latest* will be the one started by default when typing `ciao`, `ciaoc`, etc.

- **LIBROOT:** directory where the run-time libraries will be installed. The Ciao installation procedure will create a new subdirectory `ciao` below `LIBROOT` and a subdirectory below this one for each Ciao version installed. For example, if `LIBROOT=/usr/local/lib` and you have Ciao version `x.y`, then the libraries will be installed under `/usr/local/lib/ciao/ciao-x.y`. This allows you to install site-specific programs under `/usr/local/lib/ciao` and they will not be overwritten if a new version of Ciao is installed. It also again allows having several Ciao versions installed simultaneously.
- **DOCDIR:** directory where the manuals will be installed. It is often convenient if this directory is accessible via WWW (`DOCDIR=/home/httpd/html/ciao`, or something like that).

For network-based installations, it is of *utmost importance* that the configured paths be reachable in all the networked machines. Different machines with different architectures can share the same physical source directory during installation, since compilations for different architectures take place in dedicated subdirectories. Also, different machines/architectures can share the same `LIBROOT` directory (`LIBROOT` is configured in the menu). This saves space since the architecture-independent libraries will be shared. See Section 234.5 [Multi-architecture support], page 1134 below.

3. **Compile Ciao:** At the `ciao` top level directory type `./ciaosetup build`.

This will:

- Build an engine in `$(CIAOSRC)/bin/$(CIAOARCH)`, where `$(CIAOARCH)` depends on the architecture. The engine is the actual interpreter of the low level code into which Ciao programs are compiled.
- Build a new Ciao standalone compiler (`ciaoc`), with the default paths set for your local configuration (nonetheless, these can be overridden by environment variables, as described below).
- Precompile all the libraries under `$(CIAOSRC)/lib` and `$(CIAOSRC)/library` using this compiler.
- Compile a toplevel Ciao shell and a shell for Ciao scripts, under the `$(CIAOSRC)/shell` directory.
- Compile some small, auxiliary applications (contained in the `etc` directory, and documented in the part of the manual on 'Miscellaneous Standalone Utilities').

This step can be repeated successively for several architectures in the same source directory. Only the engine and some small parts of the libraries (those written in C) differ from one architecture to the other. Standard Ciao code compiles into bytecode object files (`.po`) and/or executables which are portable among machines of different architecture, provided there is an executable engine accessible in every such machine. See more details below under Section 234.5 [Multiarchitecture support], page 1134.

4. **Check compilation:** If the above steps have been satisfactorily finished, the compiler has compiled itself and all the distribution modules, and very probably everything is fine.
5. **Install Ciao:** To install Ciao in the directories selected in the configuration script during step 2 above, type `./ciaosetup install`. This will:
  - Install the executables of the Ciao program development tools (i.e., the general driver/top-level `ciao`, the standalone compiler `ciaoc`, the script interpreter `ciao-shell`, miscellaneous utilities, etc.) in `BINDIR` (see below). In order to use these tools, the `PATH` environment variable of users needs to contain the path `BINDIR`.

- Install the Ciao libraries under `LIBROOT/ciao` (these will be automatically found).
  - Install under `DOCDIR` the Ciao manuals in several formats (such as GNU `info`, `html`, `postscript`, etc.), depending on the distribution. In order for these manuals to be found when typing `M-x info` within `emacs`, or by the standalone `info` and `man` commands, the `MANPATH` and `INFOPATH` environment variables of users both need to contain the path `DOCDIR`.
  - Install under `LIBROOT/ciao` the Ciao GNU `emacs` interface ( `ciao.el`, which provides an interactive interface to the Ciao program development tools, as well as some other auxiliary files) and a file `ciao-mode-init` containing the `emacs` initialization commands which are needed in order to use the Ciao `emacs` interface.
6. **Set up user environments:** In order to automate the process of setting the variables above, the installation process leaves the files `LIBROOT/ciao/DOTcshrc` (for `csh`-like shells), `LIBROOT/ciao/DOTprofile` (for `sh`-like shells), and `LIBROOT/ciao/ciao-mode-init` (for `emacs`) with appropriate definitions which will take care of all needed environment variable definitions and `emacs` mode setup. If you has indicated in the menu that the startup files must be modified, then the install process will do it for you, otherwise you can modify by hand these files making the following modifications in your startup scripts, so that these files are used (`<v>libroot</v>` must be replaced with the appropriate value):

- For users a *csh-compatible shell* ( `csh`, `tcsh`, ...), add to `~/.cshrc`:

```

if (-e <v>libroot</v>/ciao/DOTcshrc) then
 source <v>libroot</v>/ciao/DOTcshrc
endif

```

**Note:** while this is recognized by the terminal shell, and therefore by the text-mode Emacs which comes with Mac OS X, the Aqua native Emacs 21 does not recognize that initialization. It is thus necessary, at this moment, to set manually the Ciao shell (`ciaosh`) and Ciao library location by hand. This can be done from the Ciao menu within Emacs after a Ciao file has been loaded. We believe that the reason is that Mac OS X does not actually consult the per-user initialization files on startup. It should also be possible to put the right initializations in the `.emacs` file using the `setenv` function of Emacs-lisp, as in

```
(setenv "CIAOLIB" "<v>libroot</v>/ciao")
```

The same can be done for the rest of the variables initialized in `<v>libroot</v>/ciao/DOTcshrc`

- For users of an *sh-compatible shell* ( `sh`, `bash`, ...), the installer will add to `~/.bashrc` the next lines:

```

if [-f <v>libroot</v>/ciao/DOTprofile]; then
 . <v>libroot</v>/ciao/DOTprofile
fi

```

This will set up things so that the Ciao executables are found and you can access the Ciao system manuals using the `info` command. Note that, depending on your shell, *you may have to log out and back in* for the changes to take effect.

- Also, if you use `emacs` (highly recommended) the install will add the next line to your `~/.emacs` file:

```

(load-file "<v>libroot</v>/ciao/ciao-mode-init.el")
(if (file-exists-p "<v>libroot</v>/ciao/ciao-mode-init.el")
 (load-file "<v>libroot</v>/ciao/ciao-mode-init.el")
)

```

If you are installing Ciao globally in a multi-user machine, make sure that you instruct all users to do the same. If you are the system administrator, the previous steps can be done once and for all, and globally for all users by including the lines above in the

central startup scripts (e.g., in Linux `/etc/bashrc`, `/etc/csh.login`, `/etc/csh.cshrc`, `/etc/skel`, `/usr/share/emacs/.../lisp/site-init.pl`, etc.).

7. **Download and install Emacs (highly recommended):** If the (freely available) `emacs` editor is not installed in your system, its installation is *highly recommended* (if you are installing in a multi-user machine, you may want to do it in a general area so that it is available for other users, even if you do not use it yourself). While it is easy to use Ciao with any editor of your choice, the Ciao distribution includes a very powerful *application development environment* which is based on `emacs` and which enables, e.g., source-level debugging, syntax coloring, context-sensitive on-line help, etc.

The `emacs` editor (in all its versions: `Un*x`, Windows, etc.) can be downloaded from, for example, <http://www.emacs.org/>, and also from the many GNU mirror sites worldwide (See <http://www.gnu.org/> for a list), in the `gnu/emacs` and `gnu/windows/emacs` directories. You can find answers to frequently asked questions (FAQ) about `emacs` in general at <http://www.gnu.org/software/emacs/emacs-faq.text> and about the Windows version at <http://www.gnu.org/software/emacs/windows/ntemacs.html> (despite the `ntemacs` name it runs fine also as is on Win9X and Win2000 machines).

8. **Check installation / read documentation:** You may now want to check your installation (see Section 234.3 [Checking for correct installation on `Un*x`], page 1133) and read the documentation, which is stored in `DOCDIR` (copied from `CIAOSRC/doc/reference`) and can be easily accessed as explained that same section. There are special “getting started” sections at the beginning of the manual.

If you have any problems you may want to check Section 234.8 [Troubleshooting (nasty messages and nifty workarounds)], page 1136.

The system can be *uninstalled* by typing `./ciaosetup uninstall` in the top directory. Configuration should have not changed since installation, so that the same directories are cleaned (i.e. the variables in `SETTINGS` should have the same value as when the install was performed).

### 234.3 Checking for correct installation on `Un*x`

If everything has gone well, several applications and tools should be available to a normal user. Try the following while logged in as a *normal user* (important in order to check that permissions are set up correctly):

- Typing `ciao` (or `ciaosh`) should start the typical Prolog-style top-level shell.
- In the top-level shell, Ciao library modules should load correctly. Type for example `use_module(library(dec10_io))` –you should get back a prompt with no errors reported.
- To exit the top level shell, type `halt.` as usual, or `(^D)`.
- Typing `ciaoc` should produce the help message from the Ciao standalone compiler.
- Typing `ciao-shell` should produce a message saying that no code was found. This is a Ciao application which can be used to write scripts written in Ciao, i.e., files which do not need any explicit compilation to be run.

Also, the following documentation-related actions should work:

- If the `info` program is installed, typing `info` should produce a list of manuals which *should include Ciao manual(s) in a separate area* (you may need to log out and back in so that your shell variables are reinitialized for this to work).
- Opening with a WWW browser (e.g., `netscape`) the directory or URL corresponding to the `DOCDIR` setting should show a series of Ciao-related manuals. Note that *style sheets* should be activated for correct formatting of the manual.
- Typing `man ciao` should produce a man page with some very basic general information on Ciao (and pointing to the on-line manuals).

- The `DOCDIR` directory should contain the manual also in the other formats such as `postscript` or `pdf` which specially useful for printing. See Section 2.3.7 [Printing manuals (Un\*x)], page 32 for instructions.

Finally, if `emacs` is installed, after starting it (typing `emacs`) the following should work:

- Typing `(^H) (i)` (or in the menu `Help->Manuals->Browse Manuals with Info`) should open a list of manuals in info format in which the Ciao manual(s) should appear.
- When opening a Ciao file, i.e., a file with `.pl` or `.pls` ending, using `(^X)(^F)filename` (or using the menus) the code should appear highlighted according to syntax (e.g., comments in red), and `Ciao/Prolog` menus should appear in the menu bar on top of the `emacs` window.
- Loading the file using the `Ciao/Prolog` menu (or typing `(^C) (i)`) should start in another `emacs` buffer the Ciao toplevel shell and load the file. You should now be able to switch the the toplevel shell and make queries from within `emacs`.

**Note:** when using `emacs` it is *very convenient* to swap the locations of the (normally not very useful) `(Caps Lock)` key and the (very useful in `emacs`) `(Ctrl)` key on the keyboard. How to do this is explained in the `emacs` frequently asked questions FAQs (see the `emacs` download instructions for their location).

## 234.4 Cleaning up the source directory

After installation, the source directory can be cleaned up in several ways:

- `./ciaosetup uninstall` removes the installation but does not touch the source directories.
- `./ciaosetup totalclean` leaves the distribution in its original form, throwing away any intermediate files (as well as any unneeded files left behind by the Ciao developers), while still allowing recompilation.

## 234.5 Multiarchitecture support

As mentioned before, Ciao applications (including the compiler and the top level) can run on several machines with different architectures without any need for recompiling, provided there is one Ciao engine (compiled for the corresponding architecture) accessible in each machine. Also, the Ciao libraries (installed in `LIBROOT`, which contain also the engines) and the actual binaries (installed in `BINDIR`) can themselves be shared on several machines with different architectures, saving disk space.

For example, assume that the compiler is installed as:

```
/usr/local/share/bin/ciaoc
```

and the libraries are installed under

```
/usr/local/share/lib
```

Assume also that the `/usr/local/share` directory is mounted on, say, a number of Linux and a number of Solaris boxes. In order for `ciaoc` to run correctly on both types of machines, the following is needed:

1. Make sure you that have done `./ciaosetup install` on one machine of each architecture (once for Linux and once for Solaris in our example). This recompiles and installs a new engine and any architecture-dependent parts of the libraries for each architecture. The engines will have names such as `ciaoengine.LINUXi86`, `ciaoengine.SolarisSparc`, and so on.
2. In multi-architecture environments it is even more important to make sure that users make the modifications to their startup scripts using `<v>libroot</v>/ciao/DOTcshrc` etc. The selection of the engine (and architecture-dependent parts of libraries) is done in these scripts by setting the environment variable `CIAOARCH`, using the `ciao_get_arch` command, which

is installed automatically when installing Ciao. This will set `CIAOARCH` to, say, `LINUXi86`, `SolarisSparc`, respectively, and `CIAOENGINE` will be set to `ciaoengine.CIAOARCH`.

However, note that this is not strictly necessary if running on only one architecture: if `CIAOARCH` is not set (i.e., undefined), the Ciao executables will look simply for `ciaoengine`, which is always a link to the latest engine installed in the libraries. But including the initialization files provided has the advantage of setting also paths for the manuals, etc.

## 234.6 Installation and compilation under Windows

There are two possibilities in order to install Ciao on Windows machines:

- Installing from the Windows *precompiled* distribution. This is the easiest since it requires no compilation and is highly recommended. This is described in Chapter 235 [Installing Ciao from a Win32 binary distribution], page 1139.
- Installing the standard Ciao (Un\*x) system source distribution and compiling it under Windows. This is somewhat more complex and currently requires the (freely available) Cygnus Win32 development libraries –described below.

In order to compile Ciao for Win32 environments you need to have the (public domain) *Cygnus Win32* and development libraries installed in your system. Compilation should be performed preferably under Windows NT-type systems.

- Thus, the first step, if Cygnus Win32 is not installed in your system, is to download it (from, e.g., <http://www.cygnus.com/misc/gnu-win32>) and install it. The compilation process also requires that the executables `rm.exe`, `sh.exe`, and `uname.exe` from the Cygnus distribution be copied under `/bin` prior to starting the process (if these executables are not available under `/bin` the compilation process will produce a number of errors and eventually stop prematurely).
- Assuming all of the above is installed, type `./ciaosetup allwin32`. This will compile both the engine and the Ciao libraries. In this process, system libraries that are normally linked dynamically under Un\*x (i.e., those for which `.so` dynamically loadable files are generated) are linked statically into the engine (this is done instead of generating `.dlls` because of a limitation in the current version of the Cygnus Win32 environment). No actual installation is made at this point, i.e., this process leaves things in a similar state as if you had just downloaded and uncompressed the precompiled distribution. Thus, in order to complete the installation you should now:
- Follow now the instructions in Chapter 235 [Installing Ciao from a Win32 binary distribution], page 1139.

A further note regarding the executables generated by the Ciao compiler and top-level: the same considerations given in Chapter 235 [Installing Ciao from a Win32 binary distribution], page 1139 apply regarding `.bat` files, etc. However, in a system in which Cygnus Win32 is installed these executables can also be used in a very simple way. In fact, the executables can be run as in Un\*x by simply typing their name at the `bash` shell command line without any associated `.bat` files. This only requires that the `bash` shell which comes with Cygnus Win32 be installed and accessible: simply, make sure that `/bin/sh.exe` exists.

## 234.7 Porting to currently unsupported operating systems and architectures

If you would like to port Ciao to a currently unsupported platform, there are several issues to take into account. The main one is to get the *engine* to compile in that platform, i.e., the C code under the `engine` directory. The procedure currently followed by Ciao to decide the various flags needed to compile is as follows:



- The shell script `$(CIAOSRC)/etc/ciao_get_arch` is executed; it returns a string describing the operating system and the processor architecture (e.g., `LINUXi86`, `SolarisSparc`, `SolarisAlpha`, etc.). You should make sure it returns a correct (and meaningful) string for your setup. This string is used throughout the compilation to create several architecture-dependant flags.
- Include in the file `$(CIAOSRC)/config-sysdep.sh` the definitions necessary for the platform. That file sets several flags regarding, for example, whether to use or not threads, which threads library to use, the optimization flags to use, the compiler, linker, and it also sets separately the architecture name (`ARCHNAME` variable) and the operating system (`OSNAME`).
- Most times the porting problems happen in the use of locks and threads. You can either disable them, or have a look at the files `$(CIAOSRC)/engine/locks.h` and `$(CIAOSRC)/engine/threads.h`. If you know how to implement native (assembler) locks for your architecture, enable `HAVE_NATIVE_SLOCKS` for your architecture and add the definitions. Otherwise, if you have library-based locks, enable them. The mechanism in `threads.h` is similar.

Once a working engine is achieved, it should be possible to continue with the standard installation procedure, which will try to use a completely static version of the standalone compiler (`ciaoc.sta` in the `ciaoc` directory) to compile the interactive top-level (`ciaosh`) and a new version of the standalone compiler (`ciaoc`). These in turn should be able to compile the Ciao libraries. You may also need to look at some libraries (such as, for example, `sockets`) which contain C code. If you do succeed in porting to a platform that is currently unsupported please send any patches to `ciao@clip.dia.fi.upm.es`, and we will include them (with due credit, of course) in the next distribution.

## 234.8 Troubleshooting (nasty messages and nifty workarounds)

The following a list of common installation problems reported by users:

- **Problem:** Compilation errors appear when trying a new installation/compilation after the previous one was aborted (e.g., because of errors).

**Possible reason and solution:** It is a good idea to clean up any leftovers from the previous compilation using `./ciaosetup clean_engine` before restarting the installation or compilation process.

- **Problem:**

During engine compilation, messages such as the following appear: `tasks.c:102:PTHREAD_CANCEL_ASYNCHRONOUS undeclared (first use of this function)`.

**Possible reason and solution:**

Your (Linux?) system does not have (yet) the Posix threads library installed. You can upgrade to one which does have it, or download the library from

<http://pauillac.inria.fr/~xleroy/linuxthreads/index.html>

and install it, or disable the use of threads in Linux: for this, edit the `SETTINGS` file and specify `USE_THREADS=no`, which will avoid linking against thread libraries (it will disable the use of thread-related primitives as well). Clean the engine with `./ciaosetup clean_engine` and restart compilation.

If you have any alternative threads library available, you can tinker with `engine/threads.h` and the `config-sysdep.sh` file in order to get the task managing macros right for your system. Be sure to link the right library. If you succeed, we (`ciao@clip.dia.fi.upm.es`) will be happy of knowing about what you have done.

- **Problem:**  
`-lpthread: library not found (or similar)`

**Possible reason and solution:**

Your (Linux?) system seems to have Posix threads installed, but there is no threads library in the system. In newer releases (e.g., RedHat 5.0), the Posix threads system calls have been included in `glibc.so`, so specifying `-lpthread` in `config-sysdep.sh` is not needed; remove it. `./ciaosetup clean_engine` and restart installation.

Alternatively, you may have made a custom installation of Posix threads in a non-standard location: be sure to include the flag `-L/this/is/where/the/posix/libraries/are` before `-lpthread`, and to update `/etc/ld.so.conf` (see `man ldconfig`).

- **Problem:**

Segmentation Violation (when starting the first executable)

**Possible reason and solution:**

This has been observed with certain older versions of `gcc` which generated erroneous code under full optimization. The best solution is to upgrade to a newer version of `gcc`. Alternatively, lowering the level of optimization (by editing the `SETTINGS` file in the main directory of the distribution) normally solves the problem, at the cost of reduced execution speed.

- **Problem:** `ciaoc: /home/clip/lib/ciao/ciao-X.Y/engine/ciaoengine: not found`

**Possible reason and solution:**

- The system was not fully installed and the variable `CIAOENGINE` was not set.
- The system was installed, the variable `CIAOENGINE` is set, but it does not point to a valid `ciaoengine`.

See the file `LIBROOT/ciao/DOTcshrc` for user settings for environment variables.

- **Problem:**

`ERROR: File library(compiler) not found - aborting...` (or any other library is not found)

**Possible reason and solution:**

- The system was not installed and the variable `CIAOLIB` was not set.
- The system is installed and the variable `CIAOLIB` is wrong.

See the file `LIBROOT/ciao/DOTcshrc` for user settings for environment variables.

- **Problem:**

`ERROR: File <some_directory>/<some_file>.itf not found - aborting...`

**Possible reason and solution:**

Can appear when compiling `.pl` files. The file to compile (`<some_file>.pl`) is not in the directory `<some_directory>`. You gave a wrong file name or you are in the wrong directory.

- **Problem:**

`*ERROR*: /(write_option,1) is not a regular type (and similar ones)`

**Possible reason and solution:**

This is not a problem, but rather the type checker catching some minor inconsistencies which may appear while compiling the libraries. Bug us to remove it, but ignore it for now.

- **Problem:**

`WARNING: Predicate <some_predicate>/<N> undefined in module <some_module>`

**Possible reason and solution:**

It can appear when the compiler is compiling Ciao library modules. If so, ignore it (we will fix it). If it appears when compiling user programs or modules, you may want to check your program for those undefined predicates.

- **Problem:**

`make: Fatal error in reader: SHARED, line 12: Unexpected end of line seen`

**Possible reason and solution:**

You are using standard Un\*x make, not GNU's make implementation (gmake).

**• Problem:**

WARNINGS or ERRORS while compiling the Ciao libraries during installation.

**Possible reason and solution:**

It is possible that you will see some such errors while compiling the Ciao libraries during installation. This is specially the case if you are installing a Beta or Alpha release of Ciao. These releases (which have “odd” version numbers such as 1.5 or 2.1) are typically snapshots of the development directories, on which many developers are working simultaneously, which may include libraries which have typically not been tested yet as much as the “official” distributions (those with “even” version numbers such as 1.6 or 2.8). Thus, minor warnings may not have been eliminated yet or even errors can sneak in. These warnings and errors should not affect the overall operation of the system (e.g., if you do not use the affected library).

**• Problem:**

In Windows, many programs (including `emacs` and `ciao`) exit with error messages like:

```
Doing vfork: resource temporarily unavailable
```

**Possible reason and solution:**

Cygwin needs a special memory layout to implement the fork semantics in Win32 (<http://cygwin.com/ml/cygwin/2009-05/msg00413.html>). A workaround this problem is using the `rebaseall` command, which relocates all Cygwin DLLs into a layout that avoids collisions:

- 1. End all cygwin processes.
- 2. Run `/bin/rebaseall` from `c:\cygwin\bin\ash` (probably as administrator)

## 235 Installing Ciao from a Win32 binary distribution

**Author(s):** Daniel Cabeza, Manuel Carro, Manuel Hermenegildo.

This describes the installation of Ciao after downloading the Windows *binary* (i.e., *precompiled*) distribution. It includes the installation of libraries and manuals and applies to Windows 95/98/NT/2000/XP systems. This is the simplest Windows installation, since it requires no compilation and is highly recommended. However, it is also possible to compile Ciao from the source distribution on these systems (please refer to Chapter 234 [Installing Ciao from the source distribution], page 1129 for details).

If you find any problems during installation, please refer to Section 234.8 [Troubleshooting (nasty messages and nifty workarounds)], page 1136. See also Section 236.3 [Downloading new versions], page 1143 and Section 236.4 [Reporting bugs], page 1144.

### 235.1 Win32 binary installation summary

Please follow these steps (below we use the terms *folder* and *directory* interchangeably):

1. Download the precompiled distribution and unpack it into any suitable folder, such as, e.g., `C:\Program Files`.

This will create there a folder whose name reflects the Ciao version. Due to limitations of Windows related to file associations, do not put Ciao too deep in the folder hierarchy. For unpacking you will need a recent version of a zip archive manager – there are many freely available such as WinZip, unzip, pkunzip, etc. (see for example [www.winzip.com](http://www.winzip.com)). Some users have reported some problems with version 6.2 of WinZip, but no problems with, e.g., version 7. With WinZip, simply click on “Extract” and select the extraction folder as indicated above.

2. Stop any Ciao-related applications.

If you have a previous version of Ciao installed, make sure you do not have any Ciao applications (including, e.g., a toplevel shell) running, or the extraction process may not be able to complete. You may also want to delete the entire folder of the previous installation to save space.

3. Open the Ciao source directory created during extraction and run (e.g. by double-clicking on it) the `install(.bat)` script. Answer “yes” to the dialog that pops up and type any character in the installation window to finish the process. You may need to reboot for the changes in the registry to take effect.

This will update the windows registry (the file `ciao(.reg)` lists the additions) and also create some `.bat` files which may be useful for running Ciao executables from the command line. It also creates initialization scripts for the `emacs` editor. The actions performed by the installation script are reported in the installation window.

4. You may want to add a *windows shortcut* in a convenient place, such as the desktop, to `ciaosh.cpx`, the standard interactive toplevel shell. It is located inside the `shell` folder (e.g., click on the file `ciaosh.cpx` with the right mouse button and select the appropriate option, `Send to->Desktop as shortcut`).
5. You may also want to add another shortcut to the file `ciao(.html)` located inside `doc\reference\ciao_html` so that you can open the Ciao manual by simply double-clicking on this shortcut.
6. Finally, if the (freely available) `emacs` editor/environment is not installed in your system, we *highly recommend* that you also install it at this point. While it is easy to use Ciao with any editor of your choice, the Ciao distribution includes a very powerful *application development environment* which is based on `emacs` and which enables, e.g., source-level debugging, syntax coloring, context-sensitive on-line help, etc. If you are not convinced, consider that many programmers inside Micros\*ft use `emacs` for developing their programs.

The emacs editor (in all its versions: Un\*x, Windows, etc.) can be downloaded from, for example, <http://www.emacs.org/>, and also from the many GNU mirror sites worldwide (See <http://www.gnu.org/> for a list), in the `gnu/emacs` and `gnu/windows/emacs` directories. You can find answers to frequently asked questions (FAQ) about emacs in general at <http://www.gnu.org/software/emacs/emacs-faq.text> and about the Windows version at <http://www.gnu.org/software/emacs/windows/ntemacs.html> (despite the `ntemacs` name it runs fine also as is on Win9X and Win2000 machines).

You need to tell emacs how to load the Ciao mode automatically when editing and how to access the on-line documentation:

- Start emacs (double click on the icon or from the Start menu). Open (menu Files->Open File or simply `^X^F`) the file `ForEmacs.txt` that the installation script has created in directory where you installed the Ciao distribution.
- Copy the lines in the file (select with the mouse and then menu Edit->Copy). Open/Create using emacs (menu Files->Open File or simply `^X^F`) the file `~/.emacs` (or, if this fails, `c:/.emacs`).
- Paste the two lines (menu Edit->Paste or simply `^Y`) into the file and save (menu Files->Save Buffer or simply `^X^S`).
- Exit emacs and start it again.

emacs should not report any errors (at least related to Ciao) on startup. At this point the emacs checks in the following section should work.

## 235.2 Checking for correct installation on Win32

After the actions and registry changes performed by the installation procedure, you should check that the following should work correctly:

- Ciao-related file types (`.pl` source files, `.cpx` executables, `.itf`, `.po`, `.asr` interface files, `.pls` scripts, etc.) should have specific icons associated with them (you can look at the files in the folders in the Ciao distribution to check).
- Double-clicking on the shortcut to `ciaosh(.cpx)` on the desktop should start the typical Prolog-style top-level shell in a window. If this shortcut has not been created on the desktop, then double-clicking on the `ciaosh(.cpx)` icon inside the `shell` folder within the Ciao source folder should have the same effect.
- In the top-level shell, Ciao library modules should load correctly. Type for example `use_module(library(dec10_io)).` at the Ciao top-level prompt –you should get back a prompt with no errors reported.
- To exit the top level shell, type `halt.` as usual, or `^D`.

Also, the following documentation-related actions should work:

- Double-clicking on the shortcut to `ciao(.html)` which appears on the desktop should show the Ciao manual in your default WWW browser. If this shortcut has not been created you can double-click on the `ciao(.html)` file in the `doc\reference\ciao_html` folder inside the Ciao source folder. Make sure you configure your browser to use *style sheets* for correct formatting of the manual (note, however, that some older versions of Explorer did not support style sheets well and will give better results turning them off).
- The `doc\reference` folder contains the manual also in the other formats present in the distribution, such as `info` (very convenient for users of the emacs editor/program development system) and `postscript` or `pdf`, which are specially useful for printing. See Section 3.2.7 [Printing manuals (Win32)], page 37 for instructions.

Finally, if emacs is installed, after starting it (double-clicking on the emacs icon or from the Start menu) the following should work:

- Typing `(^H) @` (or in the menus **Help->Manuals->Browse Manuals with Info**) should open a list of manuals in info format in which the Ciao manual(s) should appear.
- When opening a Ciao file, i.e., a file with `.pl` or `.pls` ending, using `(^X)^Ffilename` (or using the menus) the code should appear highlighted according to syntax (e.g., comments in red), and **Ciao/Prolog** menus should appear in the menu bar on top of the **emacs** window.
- Loading the file using the **Ciao/Prolog** menu (or typing `(^C) @`) should start in another emacs buffer the Ciao toplevel shell and load the file. You should now be able to switch the the toplevel shell and make queries from within **emacs**.

**Note:** when using **emacs** it is *very convenient* to swap the locations of the (normally not very useful) `(Caps Lock)` key and the (very useful in **emacs**) `(Ctrl)` key on the keyboard. How to do this is explained in the **emacs** frequently asked questions FAQs (see the **emacs** download instructions for their location).

If you find that everything works but **emacs** cannot start the Ciao toplevel you may want to check if you can open a normal Windows shell within **emacs** (just do `(M-x) shell`). If you cannot, it is possible that you are using some anti-virus software which is causing problems. See <http://www.gnu.org/software/emacs/windows/faq3.html#anti-virus> for a workaround.

In some Windows versions it is possible that you had to change the *first* backslashes in the `ciao-mode-init.el` file in the Ciao Directory. E.g., assuming you have installed in drive `c:`, instances of `c:\` need to be changed to `c:/`. For example: `c:\prolog/ciao-1.7p30Win32/shell/ciaosh.bat` should be changed to `c:/prolog/ciao-1.7p30Win32/shell/ciaosh.bat`.

### 235.3 Compiling the miscellaneous utilities under Windows

The `etc` folder contains a number of utilities, documented in the manual in *PART V - Miscellaneous Standalone Utilities*. In the Win32 distribution these utilities are not compiled by the installation process. You can create the executable for each of them when needed by compiling the corresponding `.pl` file.

### 235.4 Server installation under Windows

If you would like to install Ciao on a server machine, used by several clients, the following steps are recommended:

- Follow the standard installation procedure on the server. When selecting the folder in which Ciao is installed make sure you select a folder that is visible by the client machines. Also make sure that the functionality specified in the previous sections is now available on the server.
- Perform a *client installation* on each client, by running (e.g., double-click on it) the `client.bat` script. This should update the registry of each client. At this point all the functionality should also be available on the clients.

### 235.5 CGI execution under IIS

The standard installation procedure updates the windows registry so that Ciao executables (ending in `.cpx`) are directly executable as CGIs under Microsoft's IIS, i.e., so that you make applications written in Ciao available on the WWW (see the `pillow` library for specific support for this task). In the event you re-install IIS, you probably would lose the entries in the registry which allow this. In that case, processing the file `ciao.reg` produced during the installation (or simply reinstalling Ciao) will add those entries again.

## 235.6 Uninstallation under Windows

To uninstall Ciao under Windows, simply delete the directory in which you put the Ciao distribution. If you also want to delete the registry entries created by the Ciao installation (not strictly needed) this must currently be done by hand. The installation leaves a list of these entries in the file `ciao.reg` to aid in this task. Also, all the register entries contain the word *ciao*. Thus, to delete all Ciao entries, run the application `regedit` (for example, by selecting **Run** from the Windows **Start** menu), search ( $\text{Ctrl-F}$ ) for *ciao* in all registry entries (i.e., select all of **Keys**, **Values**, and **Data** in the **Edit->Find** dialog), and delete each matching key (click on the left window to find the matching key for each entry found).

```
%% Local Variables: %% mode: CIAO %% update-version-comments: "off" %% End:
```

## 236 Beyond installation

**Author(s):** Manuel Carro, Daniel Cabeza, Manuel Hermenegildo.

### 236.1 Architecture-specific notes and limitations

Ciao makes use of advanced characteristics of modern architectures and operating systems such as multithreading, shared memory, sockets, locks, dynamic load libraries, etc., some of which are sometimes not present in a given system and others may be implemented in very different ways across the different systems. As a result, currently not all Ciao features are available in all supported operating systems. Sometimes this is because not all the required features are present in all the OS flavors supported and sometimes because we simply have not had the time to port them yet.

The current state of matters is as follows:

LINUX: multithreading, shared DB access, and locking working.

Solaris: multithreading, shared DB access, and locking working.

IRIX: multithreading, shared DB access, and locking working.

SunOS 4: multithreading, shared DB access, and locking NOT working.

Win 95/98/NT/2000/XP:

multithreading, shared DB access, and locking working. Dynamic linking of object code (C) libraries NOT working.

Mac OS X (Darwin):

multithreading, shared DB access, and locking working.

The features that do not work are disabled at compile time.

### 236.2 Keeping up to date with the Ciao users mailing list

We recommend that you join the Ciao *users mailing list* ([ciao-users@clip.dia.fi.upm.es](mailto:ciao-users@clip.dia.fi.upm.es)), in order to receive information on new versions and solutions to problems. Simply send a message to [ciao-users-request@clip.dia.fi.upm.es](mailto:ciao-users-request@clip.dia.fi.upm.es), containing in the body only the word:

`subscribe`

alone in one line. Messages in the list are strictly limited to issues directly related to Ciao and your email address will of course be kept strictly confidential. You may also want to subscribe to the `comp.lang.prolog` newsgroup.

There is additional info available on the Ciao system, other CLIP group software, publications on the technology underlying these systems, etc. in the CLIP group's WWW site <http://clip.dia.fi.upm.es>.

### 236.3 Downloading new versions

Ciao and its related libraries and utilities are under constant improvement, so you should make sure that you have the latest versions of the different components, which can be downloaded from:

<http://ciahome.org>



## 236.4 Reporting bugs

If you still have problems after downloading the latest version and reading the installation instructions you can send a message to `ciao-bug@clip.dia.fi.upm.es`. Please be as informative as possible in your messages, so that we can reproduce the bug.

- For *installation problems* we typically need to have the version and patch number of the Ciao package (e.g., the name of the file downloaded), the output produced by the installation process (you can capture it by redirecting the output into a file or cutting and pasting with the mouse), and the exact version of the Operating System you are using (as well as the C compiler, if you took a source distribution).
- For *problems during use* we also need the Ciao and OS versions and a small example of code which we can run to reproduce the bug.

## References

- [AAF91] J. Almgren, S. Andersson, L. Flood, C. Frisk, H. Nilsson, and J. Sundberg.  
*Sicstus Prolog Library Manual*.  
Po Box 1263, S-16313 Spanga, Sweden, October 1991.
- [AKNL86] Hassan Ait-Kaci, Roger Nasr, and Pat Lincoln.  
E An Overview.  
Technical Report AI-420-86-P, Microelectronics and Computer Technology Corporation, 9430 Research Boulevard, Austin, TX 78759, December 1986.
- [AKPS92] H. Ait-Kaci, A. Podelski, and G. Smolka.  
A feature-based constraint system for logic programming with entailment.  
In *Proc. Fifth Generation Computer Systems 1992*, pages 1012–1021, 1992.
- [Apt97] K. Apt, editor.  
*From Logic Programming to Prolog*.  
Prentice-Hall, Hemel Hempstead, Hertfordshire, England, 1997.
- [BA82] M. Ben-Ari.  
*Principles of Concurrent Programming*.  
Prentice Hall International, 1982.
- [BBP81] D.L. Bowen, L. Byrd, L.M. Pereira, F.C.N. Pereira, and D.H.D. Warren.  
Decsystem-10 prolog user’s manual.  
Technical report, Department of Artificial Intelligence, University of Edinburgh, October 1981.
- [BCC97] F. Bueno, D. Cabeza, M. Carro, M. Hermenegildo, P. López-García, and G. Puebla.  
The Ciao Prolog System. Reference Manual.  
The Ciao System Documentation Series—TR CLIP3/97.1, School of Computer Science, Technical University of Madrid (UPM), August 1997.  
System and on-line version of the manual available at <http://www.ciaohome.org> (<http://www.ciaohome.org>).
- [BGH99] F. Bueno, M. García de la Banda, and M. Hermenegildo.  
Effectiveness of Abstract Interpretation in Automatic Parallelization: A Case Study in Logic Programming.  
*ACM Transactions on Programming Languages and Systems*, 21(2):189–238, March 1999.
- [BLGPH04] F. Bueno, P. López-García, G. Puebla, and M. Hermenegildo.  
The Ciao Prolog Preprocessor.  
Technical Report CLIP1/04, Technical University of Madrid (UPM), Facultad de Informática, 28660 Boadilla del Monte, Madrid, Spain, January 2004.
- [Bue95] F. Bueno.  
The CIAO Multiparadigm Compiler: A User’s Manual.  
Technical Report CLIP8/95.0, Facultad de Informática, UPM, June 1995.
- [Byr80] L. Byrd.  
Understanding the Control Flow of Prolog Programs.  
In S.-A. Tärnlund, editor, *Proceedings of the 1980 Logic Programming Workshop*, pages 127–138, Debrecen, Hungary, July 1980.
- [Cab04] D. Cabeza.  
*An Extensible, Global Analysis Friendly Logic Programming System*.  
PhD thesis, Universidad Politécnica de Madrid (UPM), Facultad Informatica UPM, 28660-Boadilla del Monte, Madrid-Spain, August 2004.

- [Car87] M. Carlsson.  
Freeze, Indexing, and Other Implementation Issues in the Wam.  
In *Fourth International Conference on Logic Programming*, pages 40–58. University of Melbourne, MIT Press, May 1987.
- [Car88] M. Carlsson.  
*Sicstus Prolog User's Manual*.  
Po Box 1263, S-16313 Spanga, Sweden, February 1988.
- [CCG98] I. Caballero, D. Cabeza, S. Genaim, J.M. Gomez, and M. Hermenegildo.  
persdb.sql: SQL Persistent Database Interface.  
Technical Report D3.1.M2-A2 CLIP10/98.0, RADIOWEB Project, December 1998.
- [CCH06] A. Casas, D. Cabeza, and M. Hermenegildo.  
A Syntactic Approach to Combining Functional Notation, Lazy Evaluation and Higher-Order in LP Systems.  
In *The 8th International Symposium on Functional and Logic Programming (FLOPS'06)*, pages 142–162, Fuji Susono (Japan), April 2006.
- [CD96] Philippe Codognet and Daniel Diaz.  
Compiling constraints in clp(fd).  
*J. Log. Program.*, 27(3):185–226, 1996.
- [CGH93] M. Carro, L. Gómez, and M. Hermenegildo.  
Some Paradigms for Visualizing Parallel Execution of Logic Programs.  
In *1993 International Conference on Logic Programming*, pages 184–201. MIT Press, June 1993.
- [CH95] D. Cabeza and M. Hermenegildo.  
Distributed Concurrent Constraint Execution in the CIAO System.  
In *Proc. of the 1995 COMPULOG-NET Workshop on Parallelism and Implementation Technologies*, Utrecht, NL, September 1995. U. Utrecht / T.U. Madrid.  
Available from <http://www.cliplab.org/>.
- [CH97] D. Cabeza and M. Hermenegildo.  
WWW Programming using Computational Logic Systems (and the PiLLoW/Ciao Library).  
In *Proceedings of the Workshop on Logic Programming and the WWW at WWW6*, San Francisco, CA, April 1997.
- [CH99a] D. Cabeza and M. Hermenegildo.  
Higher-order Logic Programming in Ciao.  
Technical Report CLIP7/99.0, Facultad de Informática, UPM, September 1999.
- [CH99b] D. Cabeza and M. Hermenegildo.  
The Ciao Modular Compiler and Its Generic Program Processing Library.  
In *ICLP'99 WS on Parallelism and Implementation of (C)LP Systems*, pages 147–164. N.M. State U., December 1999.
- [CH00a] D. Cabeza and M. Hermenegildo.  
A New Module System for Prolog.  
In *International Conference on Computational Logic, CL2000*, number 1861 in LNAI, pages 131–148. Springer-Verlag, July 2000.
- [CH00b] D. Cabeza and M. Hermenegildo.  
The Ciao Modular, Standalone Compiler and Its Generic Program Processing Library.  
In *Special Issue on Parallelism and Implementation of (C)LP Systems*, volume 30(3) of *Electronic Notes in Theoretical Computer Science*. Elsevier - North Holland, March 2000.

- [CH00c] M. Carro and M. Hermenegildo.  
Tools for Constraint Visualization: The VIFID/TRIFID Tool.  
In P. Deransart, M. Hermenegildo, and J. Maluszynski, editors, *Analysis and Visualization Tools for Constraint Programming*, number 1870 in LNCS, pages 253–272. Springer-Verlag, September 2000.
- [CH00d] M. Carro and M. Hermenegildo.  
Tools for Search Tree Visualization: The APT Tool.  
In P. Deransart, M. Hermenegildo, and J. Maluszynski, editors, *Analysis and Visualization Tools for Constraint Programming*, number 1870 in LNCS, pages 237–252. Springer-Verlag, September 2000.
- [CHGT98] D. Cabeza, M. Hermenegildo, S. Genaim, and C. Taboch.  
Design of a Generic, Homogeneous Interface to Relational Databases.  
Technical Report D3.1.M1-A1, CLIP7/98.0, RADIOWEB Project, September 1998.
- [CHL04] D. Cabeza, M. Hermenegildo, and J. Lipton.  
Hiord: A Type-Free Higher-Order Logic Programming Language with Predicate Abstraction.  
In *Ninth Asian Computing Science Conference (ASIAN'04)*, number 3321 in LNCS, pages 93–108. Springer-Verlag, December 2004.
- [CHV96a] D. Cabeza, M. Hermenegildo, and S. Varma.  
The PiLLoW/Ciao Library for INTERNET/WWW Programming using Computational Logic Systems.  
In *Proceedings of the 1st Workshop on Logic Programming Tools for INTERNET Applications*, pages 72–90, JICSLP'96, Bonn, September 1996.
- [CHV96b] D. Cabeza, M. Hermenegildo, and S. Varma.  
The PiLLoW/Ciao Library for INTERNET/WWW Programming using Computational Logic Systems.  
In *Proceedings of the 1st Workshop on Logic Programming Tools for INTERNET Applications*, JICSLP'96, Bonn, September 1996.  
Available from <http://clement.info.umoncton.ca/~lpnet>  
(<http://clement.info.umoncton.ca/~lpnet>).
- [CLI95] The CLIP Group.  
CIAO Compiler: Distributed Execution and Low Level Support Subsystem.  
Public Software, ACCLAIM Deliverable D4.3/2-A3, Facultad de Informática, UPM, June 1995.
- [CM81] W.F. Clocksin and C.S. Mellish.  
*Programming in Prolog*.  
Springer-Verlag, 1981.
- [Col78] A. Colmerauer.  
Metamorphosis grammars.  
In *Natural language communication with computers*, pages 133–189. Springer LNCS 63, 1978.
- [Col82] A. Colmerauer et al.  
*Prolog II: Reference Manual and Theoretical Model*.  
Groupe D'intelligence Artificielle, Faculté Des Sciences De Luminy, Marseille, 1982.
- [DEDC96] P. Deransart, A. Ed-Dbali, and L. Cervoni.  
*Prolog: The Standard*.  
Springer-Verlag, 1996.
- [Dij65] E.W. Dijkstra.  
Co-operating sequential processes.  
In F. Genuys, editor, *Programming Languages*. Academic Press, London, 1965.

- [DL93] S. K. Debray and N. W. Lin.  
Cost Analysis of Logic Programs.  
*ACM Transactions on Programming Languages and Systems*, 15(5):826–875,  
November 1993.
- [DLGH97] S.K. Debray, P. López-García, and M. Hermenegildo.  
Non-Failure Analysis for Logic Programs.  
In *1997 International Conference on Logic Programming*, pages 48–62, Cambridge,  
MA, June 1997. MIT Press, Cambridge, MA.
- [DLGHL97] S. K. Debray, P. López-García, M. Hermenegildo, and N.-W. Lin.  
Lower Bound Cost Estimation for Logic Programs.  
In *1997 International Logic Programming Symposium*, pages 291–305. MIT Press,  
Cambridge, MA, October 1997.
- [GCH98] J.M. Gomez, D. Cabeza, and M. Hermenegildo.  
WebDB: A Database WWW Interface.  
Technical Report D3.1.M2-A3 CLIP11/98.0, RADIOWEB Project, December 1998.
- [GdW94] J.P. Gallagher and D.A. de Waal.  
Fast and precise regular approximations of logic programs.  
In Pascal Van Hentenryck, editor, *Proc. of the 11th International Conference on  
Logic Programming*, pages 599–613. MIT Press, 1994.
- [HBC96] M. Hermenegildo, F. Bueno, D. Cabeza, M. Carro, M. García de la Banda, P.  
López-García, and G. Puebla.  
The CIAO Multi-Dialect Compiler and System: A Demo and Status Report.  
In *Proceedings of the JICSLP'96 Workshop on Parallelism and Implementation  
Technology*. Computer Science Department, Technical University of Madrid,  
September 1996.  
Available from <http://www.cliplab.org/Projects/COMPULOG/meeting96/papers/PS/clip.ps.gz>  
(<http://www.cliplab.org/Projects/COMPULOG/meeting96/papers/PS/clip.ps.gz>).
- [HBC99] M. Hermenegildo, F. Bueno, D. Cabeza, M. Carro, M. García de la Banda, P. López-  
García, and G. Puebla.  
The CIAO Multi-Dialect Compiler and System: An Experimentation Workbench  
for Future (C)LP Systems.  
In *Parallelism and Implementation of Logic and Constraint Logic Programming*,  
pages 65–85. Nova Science, Commack, NY, USA, April 1999.
- [HBdlBP95] M. Hermenegildo, F. Bueno, M. García de la Banda, and G. Puebla.  
The CIAO Multi-Dialect Compiler and System: An Experimentation Workbench  
for Future (C)LP Systems.  
In *Proceedings of the ILPS'95 Workshop on Visions for the Future of Logic Pro-  
gramming*, Portland, Oregon, USA, December 1995.  
Available from <http://www.cliplab.org/> (<http://www.cliplab.org/>).
- [HBPLG99] M. Hermenegildo, F. Bueno, G. Puebla, and P. López-García.  
Program Analysis, Debugging and Optimization Using the Ciao System Preproces-  
sor.  
In *1999 Int'l. Conference on Logic Programming*, pages 52–66, Cambridge, MA,  
November 1999. MIT Press.
- [HC93] M. Hermenegildo and The CLIP Group.  
Towards CIAO-Prolog – A Parallel Concurrent Constraint System.

- In *Proc. of the Compulog Net Area Workshop on Parallelism and Implementation Technologies*. FIM/UPM, Madrid, Spain, June 1993.
- [HC94] M. Hermenegildo and The CLIP Group.  
Some Methodological Issues in the Design of CIAO - A Generic, Parallel, Concurrent Constraint System.  
In *Principles and Practice of Constraint Programming*, number 874 in LNCS, pages 123–133. Springer-Verlag, May 1994.
- [HC97] M. Hermenegildo and The CLIP Group.  
An Automatic Documentation Generator for (C)LP – Reference Manual.  
The Ciao System Documentation Series–TR CLIP5/97.3, Facultad de Informática, UPM, August 1997.  
Online at <http://www.ciaohome.org>.
- [HCC95] M. Hermenegildo, D. Cabeza, and M. Carro.  
Using Attributed Variables in the Implementation of Concurrent and Parallel Logic Programming Systems.  
In *Proc. of the Twelfth International Conference on Logic Programming*, pages 631–645. MIT Press, June 1995.
- [Her86] M. Hermenegildo.  
An Abstract Machine for Restricted AND-parallel Execution of Logic Programs.  
In *Third International Conference on Logic Programming*, number 225 in Lecture Notes in Computer Science, pages 25–40. Imperial College, Springer-Verlag, July 1986.
- [Her96] M. Hermenegildo.  
Writing “Shell Scripts” in SICStus Prolog, April 1996.  
Posting in [comp.lang.prolog](http://comp.lang.prolog). Available from <http://www.cliplab.org/> (<http://www.cliplab.org/>).
- [Her99] M. Hermenegildo.  
A Documentation Generator for Logic Programming Systems.  
Technical Report CLIP10/99.0, Facultad de Informática, UPM, September 1999.
- [Her00] M. Hermenegildo.  
A Documentation Generator for (C)LP Systems.  
In *International Conference on Computational Logic, CL2000*, number 1861 in LNAI, pages 1345–1361. Springer-Verlag, July 2000.
- [HG91] M. Hermenegildo and K. Greene.  
The &-Prolog System: Exploiting Independent And-Parallelism.  
*New Generation Computing*, 9(3,4):233–257, 1991.
- [Hog84] C. J. Hogger.  
*Introduction to Logic Programming*.  
Academic Press, London, 1984.
- [Hol90] C. Holzbaur.  
*Specification of Constraint Based Inference Mechanisms through Extended Unification*.  
PhD thesis, University of Vienna, 1990.
- [Hol92] C. Holzbaur.  
Metastructures vs. Attributed Variables in the Context of Extensible Unification.  
In *1992 International Symposium on Programming Language Implementation and Logic Programming*, pages 260–268. LNCS 631, Springer Verlag, August 1992.

- [Hol94] C. Holzbaur.  
*SICStus 2.1/DMCAI Clp 2.1.1 User's Manual*.  
University of Vienna, 1994.
- [HPBLG05] M. Hermenegildo, G. Puebla, F. Bueno, and P. López-García.  
Integrated Program Debugging, Verification, and Optimization Using Abstract Interpretation (and The Ciao System Preprocessor).  
*Science of Computer Programming*, 58(1–2):115–140, 2005.
- [JL87] Joxan Jaffar and Jean-Louis Lassez.  
Constraint LP.  
In *POPL*, pages 111–119. ACM, 1987.
- [JL88] D. Jacobs and A. Langen.  
Compilation of Logic Programs for Restricted And-Parallelism.  
In *European Symposium on Programming*, pages 284–297, 1988.
- [Knu84] D. Knuth.  
Literate programming.  
*Computer Journal*, 27:97–111, 1984.
- [Kor85] R. Korf.  
Depth-first iterative deepening: an optimal admissible tree search.  
*Artificial Intelligence*, 27:97–109, 1985.
- [LGHD96] P. López-García, M. Hermenegildo, and S. K. Debray.  
A Methodology for Granularity Based Control of Parallelism in Logic Programs.  
*Journal of Symbolic Computation, Special Issue on Parallel Symbolic Computation*, 21(4–6):715–734, 1996.
- [MH89] K. Muthukumar and M. Hermenegildo.  
Determination of Variable Dependence Information at Compile-Time Through Abstract Interpretation.  
In *1989 North American Conference on Logic Programming*, pages 166–189. MIT Press, October 1989.
- [Nai85] L. Naish.  
*The MU-Prolog 3.2 Reference Manual*.  
TR 85/11, Dept. of Computer Science, U. of Melbourne, October 1985.
- [Nai91] Lee Naish.  
Adding equations to NU-Prolog.  
In *Proceedings of The Third International Symposium on Programming Language Implementation and Logic Programming (PLILP'91)*, number 528 in Lecture Notes in Computer Science, pages 15–26, Passau, Germany, August 1991. Springer-Verlag.
- [Par97] The RADIOWEB Project Partners.  
RADIOWEB EP25562: Automatic Generation of Web Sites for the Radio Broadcasting Industry – Project Description / Technical Annex.  
Technical Report, RADIOWEB Project, July 1997.
- [PBH97] G. Puebla, F. Bueno, and M. Hermenegildo.  
An Assertion Language for Debugging of Constraint Logic Programs.  
In *Proceedings of the ILPS'97 Workshop on Tools and Environments for (Constraint) Logic Programming*, October 1997.  
Available from [ftp://clip.dia.fi.upm.es/pub/papers/assert\\_lang\\_tr\\_discipldeliv.ps.gz](ftp://clip.dia.fi.upm.es/pub/papers/assert_lang_tr_discipldeliv.ps.gz) ([ftp://clip.dia.fi.upm.es/pub/papers/assert\\_lang\\_tr\\_discipldeliv.ps.gz](ftp://clip.dia.fi.upm.es/pub/papers/assert_lang_tr_discipldeliv.ps.gz)) as technical report CLIP2/97.1.

- [PBH00] G. Puebla, F. Bueno, and M. Hermenegildo.  
An Assertion Language for Constraint Logic Programs.  
In P. Deransart, M. Hermenegildo, and J. Maluszynski, editors, *Analysis and Visualization Tools for Constraint Programming*, number 1870 in LNCS, pages 23–61. Springer-Verlag, September 2000.
- [PH99] G. Puebla and M. Hermenegildo.  
Some Issues in Analysis and Specialization of Modular Ciao-Prolog Programs.  
In *ICLP'99 Workshop on Optimization and Implementation of Declarative Languages*, pages 45–61. U. of Southampton, U.K, November 1999.
- [PW80] F.C.N. Pereira and D.H.D. Warren.  
Definite clause grammars for language analysis - a survey of the formalism and a comparison with augmented transition networks.  
*Artificial Intelligence*, 13:231–278, 1980.
- [SS86] L. Sterling and E. Shapiro.  
*The Art of Prolog*.  
MIT Press, 1986.
- [Swe95] Swedish Institute of Computer Science, P.O. Box 1263, S-16313 Spanga, Sweden.  
*Sicstus Prolog V3.0 User's Manual*, 1995.
- [Van89] P. Van Hentenryck.  
*Constraint Satisfaction in Logic Programming*.  
MIT Press, Cambridge, MA, 1989.
- [War88] D.H.D. Warren.  
The Andorra Model.  
Presented at Gialips Project workshop. U. of Manchester, March 1988.





## Library/Module Index

### A

actmods	607
agent	613
aggregates	269
andorra	585
argnames	565
arithmetic	181
arrays	805
assertions	379
assertions_props	389
assoc	807
assrt_write	499
atomic_basic	171
attr	233
attr_rt	235
attributes	237

### B

basic_props	133
basiccontrol	127
basicmodes	415
between	339
BeyondInstall	1143
bf	617
block	599
bltclass	859
boundary	1027
build_foreign_interface	695
builtin_directives	131

### C

callgraph	79
chartlib	849
chartlib_errhandle	861
CiaoMode	95
ciaopaths	425
class	641
clpfd	993
clpfd_rt	997
clpq	621
clpr	625
color_pattern	863
compiler	337
conc_aggregates	515
concurrency	509
condcomp	245
counters	815
ctrlcclean	461

cyclic_terms	493
--------------	-----

### D

data_facts	219
davinci	711
dcg	309
dcg_phrase	313
ddlist	921
debugger	57, 67
dec10_io	369
default_predicates	247
det_hook	589
det_hook_rt	593
dht_client	941
dht_config	987
dht_logic	953
dht_logic_misc	969
dht_misc	991
dht_routing	965
dht_rpr	973
dht_s2c	949
dht_s2s	951
dht_server	947
dht_storage	983
dict	441
dictionary	1029
dictionary_tree	1031
dynamic_rt	275

### E

ecrc	427
emacs	797
errhandle	463
exceptions	209
expansion_tools	505

### F

factsdb	763
factsdb_rt	765
fastrw	465
fd	1003
field_type	1037
field_value	1039
field_value_check	1041
file_locks	477
file_utils	473
filenames	467

foreign_compilation.....	693
foreign_interface.....	669
foreign_interface_properties.....	687
format.....	315
formulae.....	479
freeze.....	601
fsyntax.....	571
fuzzy.....	629

## G

genbar1.....	867
genbar2.....	873
genbar3.....	877
genbar4.....	881
gendot.....	1009
generator.....	1043
generator_util.....	1045
gengraph1.....	885
gengraph2.....	895
genmultibar.....	903
getopts.....	433
GetStartUnix.....	29
GetStartWin32.....	35
global.....	583
gnuplot.....	1011
graphs.....	823

## H

hiord_rt.....	559
hiordlib.....	561
html.....	729
http.....	739

## I

id.....	619
idlists.....	817
indexer.....	555
Install.....	1129
InstallWin32bin.....	1139
interface.....	665
internal_types.....	1057
io_alias_redirection.....	455
io_aux.....	229
io_basic.....	201
iso.....	267
iso_byte_char.....	297
iso_incomplete.....	305

iso_misc.....	303
isomodes.....	413

## J

javart.....	779
javasock.....	793
json.....	749
jtopl.....	789

## L

lazy.....	1015
lgraphs.....	833
libpaths.....	93
librowser.....	501
linda.....	801
lists.....	321
llists.....	437
loading_code.....	125
lookup.....	1065

## M

make.....	525
make_rt.....	531
menu.....	699
menu_generator.....	701
messages.....	449
modules.....	119
mutables.....	597
mycin.....	1019

## N

native_props.....	399
numlists.....	819

## O

objects.....	653
objects_rt.....	659
ociao.....	635
odd.....	595
old_database.....	371
operators.....	293

**P**

parser\_util..... 1073  
 patterns..... 821  
 persdbrt..... 753  
 persdbtr\_sql..... 773  
 pillow..... 727  
 pillow\_types..... 741  
 pl2sqlinsert..... 775  
 possible..... 1087  
 pretty\_print..... 495  
 profiler..... 1021  
 prolog\_flags..... 213  
 prolog\_sys..... 363  
 provrml..... 1023  
 provrml\_io..... 1061  
 provrml\_parser..... 1071  
 provrmlerror..... 1035  
 pure..... 553

**Q**

queues..... 835

**R**

random..... 837  
 read..... 281  
 read\_from\_string..... 457  
 regexp..... 1093  
 regexp\_code..... 1097  
 regtypes..... 395  
 rtchecks..... 419  
 runtime\_ops..... 375

**S**

sets..... 839  
 sockets..... 517  
 sockets\_io..... 523  
 sort..... 335  
 sqltypes..... 769  
 streams..... 439  
 streams\_basic..... 191  
 strings..... 445  
 symfnames..... 471  
 syntax\_extensions..... 225  
 system..... 341

system\_extra..... 537  
 system\_info..... 241

**T**

table\_widget1..... 907  
 table\_widget2..... 911  
 table\_widget3..... 913  
 table\_widget4..... 915  
 tcltk..... 715  
 tcltk\_low\_level..... 723  
 term\_basic..... 159  
 term\_compare..... 165  
 term\_typing..... 151  
 terms..... 485  
 terms\_check..... 489  
 terms\_vars..... 491  
 test\_format..... 917  
 tester..... 1101  
 time\_analyzer..... 1107  
 tokeniser..... 1089  
 toplevel..... 49  
 ttyout..... 373

**U**

ugraphs..... 827  
 unittest..... 421

**V**

vndict..... 843

**W**

wgraphs..... 831  
 when..... 603  
 write..... 285

**X**

xdr\_handle..... 1113  
 xml\_path..... 1117

**Z**

zeromq..... 929



# Predicate/Method Index

## !

!/0 ..... 128

## #

#=/2 ..... 998  
 #=</2 ..... 999  
 #>/2 ..... 999  
 #>=/2 ..... 999  
 #\=/2 ..... 998  
 #</2 ..... 999

## \$

\$~/3 ..... 566  
 \$factsdb\$cached\_goal/3 ..... 763, 767  
 \$internal\_error\_where\_term/4 ..... 188  
 \$is\_persistent/2 ..... 707, 759  
 \$meta\_call/1 ..... 560  
 \$nodebug\_call/1 ..... 560

## ,

,/2 ..... 127

## -

--/1 ..... 540  
 -/1 ..... 540  
 ->/2 ..... 128

## .

./2 ..... 53

## :

:/2 ..... 630  
 ::/2 ..... 614  
 :~/2 ..... 632

## ;

;/2 ..... 127

## =

=../2 ..... 162  
 =:/2 ..... 185  
 =>/4 ..... 633  
 =\=/2 ..... 186  
 =</2 ..... 184

## @

@=</2 ..... 167  
 @>/2 ..... 167  
 @>=/2 ..... 168  
 @</2 ..... 166

## >

>/2 ..... 184  
 >=/2 ..... 185

## ^

~/2 ..... 272

## \

\=/2 ..... 159  
 \=~/2 ..... 166  
 \+/1 ..... 128

## <

</2 ..... 183

## A

abolish/1 ..... 278  
 abort/0 ..... 211  
 absolute\_file\_name/2 ..... 196  
 absolute\_file\_name/7 ..... 197  
 accepted\_type/2 ..... 769  
 acyclic\_term/1 ..... 493  
 add\_after/4 ..... 328, 817  
 add\_assoc/4 ..... 813  
 add\_before/4 ..... 329, 818  
 add\_edges/3 ..... 828  
 add\_environment\_whitespace/3 ..... 1079  
 add\_indentation/3 ..... 1080  
 add\_lines/4 ..... 232  
 add\_name\_value/2 ..... 533  
 add\_prefix/3 ..... 539

add_suffix/3.....	539
add_vertices/3.....	828
add_vpath/1.....	534
add_vpath_mode/3.....	534
alias_file/1.....	472
all_different/1.....	1000
all_values/2.....	532
append/2.....	437
append/3.....	322
apply_vpath_mode/4.....	535
apropos/1.....	503
aref/3.....	805
arefa/3.....	805
arefl/3.....	806
arg/2.....	486
arg/3.....	160
arg_expander/6.....	506
arithm_average/2.....	432
array_to_list/2.....	806
asbody_to_conj/2.....	482
aset/4.....	806
ask/2.....	489
assert/1.....	276
assert/2.....	277
asserta/1.....	275
asserta/2.....	276
asserta_fact/1.....	219, 757, 765
asserta_fact/2.....	220
assertz/1.....	276
assertz/2.....	276
assertz_fact/1.....	220, 757, 765
assertz_fact/2.....	220
assoc_to_list/2.....	807
at_least_one/4.....	1073
at_least_one/5.....	1074
atom_chars/2.....	297
atom_codes/2.....	172
atom_concat/2.....	486
atom_concat/3.....	177
atom_length/2.....	177
atom_lock_state/2.....	513
atom_number/2.....	174
atom_number/3.....	176
attach_attribute/2.....	237
attr_rt:attribute_goals/4.....	1001
attr_rt:unify_hook/3.....	1001
attvar/1.....	235
attvarset/2.....	236

**B**

backup_file/1.....	545
bagof/3.....	270, 516
barchart1/7.....	867
barchart1/9.....	868
barchart2/11.....	874
barchart2/7.....	873
barchart3/7.....	877
barchart3/9.....	878
barchart4/11.....	882
barchart4/7.....	881
basename/2.....	469
benchmark/6.....	1108
benchmark2/6.....	1109
between/3.....	339
bind_socket/3.....	518
bind_socket_interface/1.....	793
body_expander/6.....	505
body2list/2.....	482
bold_message/1.....	534
bold_message/2.....	534
bolder_message/1.....	534
bolder_message/2.....	534
boundary_check/3.....	1027
boundary_rotation_first/2.....	1027
boundary_rotation_last/2.....	1028
bounds/3.....	1008
browse/2.....	502
build_foreign_interface/1.....	695
build_foreign_interface_explicit_decls/2..	696
build_foreign_interface_object/1.....	696

**C**

C/3.....	163
c_errno/1.....	345
call/1.....	559, 766
call/2.....	559
call_graph/2.....	79
call_in_module/2.....	67
call_unknown/1.....	532
case_insensitive_match/2.....	822
cat/2.....	542
cat_append/2.....	543
catch/3.....	209
cd/1.....	350
char_code/2.....	297
char_codes/2.....	298
character_count/2.....	194
chartlib_text_error_protect/1.....	861

chartlib_visual_error_protect/1	861	consult/1	53
check/1	386	contains_ro/2	330
check_sublist/4	918	contains1/2	330
check_var_exists/1	533	continue/3	1087
children_nodes/1	1028	convert_atoms_to_string/2	1061
chmod/2	357	convert_permissions/2	544
chmod/3	357	convert_permissions/4	544
choose_free_var/2	1006	copy_args/3	486
choose_value/2	1006	copy_file/2	345
choose_var/3	1005	copy_file/3	345
choose_var_nd/2	1006	copy_files/2	538
ciao_c_headers_dir/1	243	copy_files/3	538
ciao_flag/3	216	copy_files_nofail/3	538
ciao_lib_dir/1	243	copy_stdout/1	473
ciaolibdir/1	244	copy_term/2	162
cl_option/2	435	copy_term/3	236
clause/2	278	copy_term_nat/2	163
clearerr/1	195	core/1	726
close/1	193	correct_commenting/4	1076
close/2	305	cost/3	1110
close_client/0	801	cp_name_value/2	533
close_DEF/5	1053	create/2	759
close_EXTERNPROTO/6	1053	create_dict/2	843
close_file/1	370	create_dictionaries/1	1031
close_input/1	439	create_directed_field/5	1076
close_node/5	1051	create_environment/4	1078
close_nodeGut/4	1051	create_field/3	1075
close_output/1	440	create_field/4	1075
close_predicate/1	223	create_field/5	1075
close_PROTO/6	1052	create_from_list/2	921
close_Script/5	1054	create_mutable/2	597
code_class/2	205	create_node/3	1074
collect_singletons/2	437	create_parse_structure/1	1077
color/2	864	create_parse_structure/2	1077
combine_attributes/2	238	create_parse_structure/3	1077
compare/3	168	create_pretty_dict/2	843
compare_benchmark/7	1108	create_proto_element/3	1065
compare_benchmark2/7	1109	cross_product/2	333
compile/1	53	ctrlc_clean/1	461
compiler_and_opts/2	693	ctrlcclean/0	461
complete_dict/3	844	current_atom/1	367
complete_vars_dict/3	844	current_ciao_flag/2	216
compound/1	303	current_env/2	344
concurrent/1	513	current_executable/1	348
conj_to_list/2	480	current_fact/1	220, 766
conj_to_llist/2	481	current_fact/2	221
connect_to_socket/3	518	current_fact_nb/1	222
connect_to_socket_type/4	517	current_host/1	348
consistent_hash/2	970	current_infixop/4	294
constructor/0	645	current_input/1	193



current_key/2 .....	372	del_max_assoc/4 .....	814
current_module/1 .....	243	del_min_assoc/4 .....	814
current_op/3 .....	294	del_name_value/1 .....	533
current_output/1 .....	194	del_vertices/3 .....	828
current_postfixop/3 .....	295	delete/1 .....	726
current_predicate/1 .....	278	delete/2 .....	923
current_predicate/2 .....	279	delete/3 .....	325, 818
current_prefixop/3 .....	294	delete_after/2 .....	924
current_prolog_flag/2 .....	214	delete_directory/1 .....	358
current_stream/3 .....	195	delete_file/1 .....	358
cyclic_term/1 .....	163, 493, 494	delete_files/1 .....	541
cyg2win/3 .....	360	delete_non_ground/3 .....	325
<b>D</b>			
data/1 .....	279	delete_on_ctrlc/2 .....	461
datetime/1 .....	342	delete_top/2 .....	923
datetime/9 .....	342	demo_requester/1 .....	937
datetime_atom/1 .....	543	demo_requester/2 .....	937
datetime_atom/2 .....	543	demo_responder/0 .....	937
datetime_string/1 .....	543	derived_from/2 .....	661
datetime_string/2 .....	543	describe/1 .....	503
datetime_to_string/2 .....	543	destroy/1 .....	662
davinci/0 .....	711	destructor/0 .....	646
davinci_get/1 .....	711	det_try/3 .....	593
davinci_get_all/1 .....	711	detach_attribute/1 .....	238
davinci_lgraph/1 .....	712	dgraph_to_ugraph/2 .....	823
davinci_put/1 .....	712	dht_check_predecessor/1 .....	954
davinci_quit/0 .....	712	dht_closest_preceding_finger/2 .....	955
davinci_ugraph/1 .....	712	dht_connect/2 .....	941
dbId/2 .....	773	dht_connect/3 .....	941
ddlist_member/2 .....	925	dht_consult_b/2 .....	984
debug/1 .....	231	dht_consult_b/4 .....	942
debug_goal/2 .....	452	dht_consult_nb/2 .....	985
debug_goal/3 .....	453	dht_consult_nb/4 .....	942
debug_message/1 .....	452	dht_consult_server_b/3 .....	958
debug_message/2 .....	452	dht_consult_server_nb/3 .....	960
dec_indentation/2 .....	1080	dht_disconnect/1 .....	942
decompose_field/3 .....	1054	dht_extract_b/2 .....	983
define_flag/3 .....	69, 218, 283, 290, 360, 737, 1100	dht_extract_b/4 .....	943
del_assoc/4 .....	813	dht_extract_from_server_b/3 .....	961
del_attr_local/1 .....	236	dht_extract_from_server_nb/3 .....	962
del_dir_if_empty/1 .....	537	dht_extract_nb/2 .....	984
del_edges/3 .....	828	dht_extract_nb/4 .....	943
del_endings_nofail/2 .....	540	dht_find_and_consult_b/2 .....	958
del_env/1 .....	345	dht_find_and_consult_nb/2 .....	959
del_file_nofail/1 .....	540	dht_find_and_extract_b/2 .....	960
del_file_nofail/2 .....	540	dht_find_and_extract_nb/2 .....	962
del_files_nofail/1 .....	540	dht_find_and_store/2 .....	963
del_global/1 .....	583	dht_find_predecessor/2 .....	955
		dht_find_successor/2 .....	956
		dht_finger/2 .....	953
		dht_finger_start/2 .....	966



eng_call/4	509	file_name_extension/3	468
eng_cut/1	510	file_properties/6	355
eng_goal_id/1	512	file_property/2	354
eng_kill/1	511	file_search_path/2	93, 199
eng_killothers/0	511	file_terms/2	473
eng_release/1	511	file_to_string/2	474
eng_self/1	511	file_to_string/3	474
eng_status/0	512	fileerrors/0	217
eng_wait/1	511	fillout/4	1074
ensure_loaded/1	52, 337	fillout/5	1074
ensure_loaded/2	337	filter_alist_pattern/3	539
eq/3	707	find_file/2	533
equal_lists/2	332	find_name/4	845
equalnumber/3	917	findall/3	271, 515
erase/1	224, 280	findall/4	271
error/1	231	findnsols/4	272
error_file/2	862	findnsols/5	272
error_message/1	449	flatten/2	437
error_message/2	449, 862	flush_output/0	195
error_message/3	450	flush_output/1	195
error_protect/1	463	fmode/2	357
error_vrml/1	1035	fnot/1	631
etags/2	539	foldl/4	563, 812
exec/3	352	force_lazy/1	54
exec/4	352	form_default/3	733
exec/8	352	form_empty_value/1	732
execute_permissions/2	544	form_request_method/1	736
execute_permissions/4	544	format/2	315
extension/2	469	format/3	316
extract_paths/2	346	format_to_string/3	316
<b>F</b>			
fail/0	129	formatting/2	712
false/0	130	forward/2	924
false/1	387	freeze/2	601
fast_read/1	465	frozen/2	601
fast_read/2	465	functor/3	161
fast_write/1	465	fuzzy/1	631
fast_write/2	466	fuzzy_predicate/1	631
fast_write_to_string/3	466	<b>G</b>	
fetch_url/3	739	garbage_collect/0	368
fieldType/1	1037	gc/0	217
fieldValue/6	1039	gen_assoc/3	808
fieldValue_check/8	1041	gendot/3	1009
file_alias/2	472, 767	generate_benchmark_list/7	1109
file_dir_name/3	346	generate_benchmark_list2/7	1110
file_directory_base_name/3	468	generate_human_file/0	431
file_exists/1	354	generate_js_menu/1	704
file_exists/2	354	generate_machine_file/0	431
		generate_plot/2	1012

generate\_plot/3 ..... 1012  
generator/2 ..... 1043  
geom\_average/2 ..... 432  
get\_active\_config/1 ..... 535  
get\_address/2 ..... 348  
get\_alias\_path/0 ..... 93  
get\_all\_values/2 ..... 532  
get\_arch/1 ..... 241  
get\_assoc/3 ..... 809  
get\_assoc/5 ..... 809  
get\_attr/3 ..... 236  
get\_attr\_local/2 ..... 235  
get\_attribute/2 ..... 237  
get\_byte/1 ..... 299  
get\_byte/2 ..... 299  
get\_char/1 ..... 300  
get\_char/2 ..... 301  
get\_ciao\_ext/1 ..... 242  
get\_code/1 ..... 201  
get\_code/2 ..... 201  
get\_cookies/1 ..... 733  
get\_debug/1 ..... 242  
get\_definition\_dictionary/2 ..... 1031  
get\_dictionaries/2 ..... 1082  
get\_eng\_location/1 ..... 242  
get\_environment/2 ..... 1082  
get\_environment\_name/2 ..... 1078  
get\_environment\_type/2 ..... 1079  
get\_exec\_ext/1 ..... 243  
get\_first\_parsed/3 ..... 1085  
get\_form\_input/1 ..... 732  
get\_form\_value/3 ..... 732  
get\_general\_options/1 ..... 1011  
get\_gid/1 ..... 347  
get\_global/2 ..... 583  
get\_grnam/1 ..... 347  
get\_indentation/2 ..... 1080  
get\_line/1 ..... 445  
get\_line/2 ..... 445  
get\_menu\_configs/1 ..... 702  
get\_menu\_flag/3 ..... 702  
get\_menu\_flags/1 ..... 703  
get\_menu\_flags/2 ..... 704  
get\_menu\_options/2 ..... 703  
get\_mutable/2 ..... 597  
get\_name/2 ..... 535  
get\_name\_value/3 ..... 533  
get\_name\_value\_string/3 ..... 533  
get\_next\_assoc/4 ..... 810  
get\_os/1 ..... 241

get\_parsed/2 ..... 1081  
get\_perms/2 ..... 544  
get\_pid/1 ..... 346  
get\_platform/1 ..... 242  
get\_prev\_assoc/4 ..... 810  
get\_primes/2 ..... 819  
get\_prototype\_definition/2 ..... 1066  
get\_prototype\_dictionary/2 ..... 1032  
get\_prototype\_interface/2 ..... 1065  
get\_pwnam/1 ..... 347  
get\_row\_number/2 ..... 1079  
get\_settings\_nvalue/1 ..... 535  
get\_so\_ext/1 ..... 243  
get\_stream/2 ..... 455  
get\_tmp\_dir/1 ..... 347  
get\_type/2 ..... 769  
get\_uid/1 ..... 347  
get\_value/2 ..... 532  
get\_value\_def/3 ..... 532  
get1\_code/1 ..... 202  
get1\_code/2 ..... 202  
getcounter/2 ..... 815  
getct/2 ..... 206  
getct1/2 ..... 206  
getenvstr/2 ..... 344  
getopts/4 ..... 433  
glb/2 ..... 1007  
goal\_id/1 ..... 512  
graph\_b1/13 ..... 887  
graph\_b1/9 ..... 886  
graph\_b2/13 ..... 896  
graph\_b2/9 ..... 896  
graph\_w1/13 ..... 888  
graph\_w1/9 ..... 887  
graph\_w2/13 ..... 898  
graph\_w2/9 ..... 897

**H**

halt/0 ..... 211  
halt/1 ..... 211  
halt\_server/0 ..... 802  
handle\_error/2 ..... 463  
hash\_power/1 ..... 987  
hash\_size/1 ..... 969  
hash\_term/2 ..... 556  
highest\_hash\_number/1 ..... 969  
hook\_menu\_check\_flag\_value/3 ..... 699, 709  
hook\_menu\_default\_option/3 ..... 699, 710  
hook\_menu\_flag\_help/3 ..... 699, 709

hook\_menu\_flag\_values/3 ..... 699, 709  
 hostname\_address/2 ..... 521  
 html\_expansion/2 ..... 737  
 html\_protect/1 ..... 736  
 html\_report\_error/1 ..... 732  
 html\_template/3 ..... 730  
 html2terms/2 ..... 729  
 http\_lines/3 ..... 736

**I**

icon\_address/2 ..... 736  
 if/3 ..... 128  
 imports\_meta\_pred/3 ..... 505  
 in/1 ..... 801  
 in/2 ..... 801, 997, 1000  
 in\_circle\_oc/3 ..... 971  
 in\_circle\_oo/3 ..... 971  
 in\_noblock/1 ..... 801  
 in\_stream/2 ..... 802  
 inc\_indentation/2 ..... 1080  
 inccounter/2 ..... 815  
 include/1 ..... 52  
 indentation\_list/2 ..... 1054  
 indomain/1 ..... 1000  
 inform\_user/1 ..... 231  
 inherited/1 ..... 645  
 initialize\_db/0 ..... 758  
 insert/3 ..... 839, 922  
 insert\_after/3 ..... 923  
 insert\_begin/3 ..... 923  
 insert\_comments\_in\_beginning/3 ..... 1078  
 insert\_end/3 ..... 923  
 insert\_last/3 ..... 330  
 insert\_parsed/3 ..... 1084  
 insert\_top/3 ..... 922  
 inside\_proto/1 ..... 1082  
 instance\_codes/2 ..... 661  
 instance\_of/2 ..... 660  
 intercept/3 ..... 210  
 interface/2 ..... 661  
 interp\_file/2 ..... 860  
 intersect\_vars/3 ..... 491  
 intersection/3 ..... 331  
 intset\_delete/3 ..... 330  
 intset\_in/2 ..... 331  
 intset\_insert/3 ..... 330  
 intset\_sequence/3 ..... 331  
 is/2 ..... 181  
 is\_array/1 ..... 805

is\_assoc/1 ..... 808  
 is\_connected\_to\_java/0 ..... 795  
 is\_dictionaries/1 ..... 1031  
 issue\_debug\_messages/1 ..... 454

**J**

java\_add\_listener/3 ..... 786  
 java\_connect/2 ..... 783  
 java\_create\_object/2 ..... 785  
 java\_debug/1 ..... 795  
 java\_debug\_redo/1 ..... 795  
 java\_delete\_object/1 ..... 785  
 java\_disconnect/0 ..... 783  
 java\_get\_value/2 ..... 786  
 java\_invoke\_method/2 ..... 785  
 java\_query/2 ..... 794  
 java\_remove\_listener/3 ..... 787  
 java\_response/2 ..... 794  
 java\_set\_value/2 ..... 786  
 java\_start/0 ..... 782  
 java\_start/1 ..... 782  
 java\_start/2 ..... 783  
 java\_stop/0 ..... 783  
 java\_use\_module/1 ..... 784  
 join\_socket\_interface/0 ..... 794  
 json\_to\_string/2 ..... 750  
 just\_benchmarks/0 ..... 431

**K**

keysort/2 ..... 336  
 keyword/1 ..... 760, 767

**L**

label/1 ..... 1000  
 labeling/1 ..... 1005  
 labeling/2 ..... 1000, 1001  
 last/2 ..... 330  
 length/2 ..... 326, 925  
 length\_next/2 ..... 925  
 length\_prev/2 ..... 925  
 letter\_match/2 ..... 822  
 library\_directory/1 ..... 94, 199  
 linda\_client/1 ..... 801  
 linda\_timeout/2 ..... 802  
 line\_count/2 ..... 194  
 line\_position/2 ..... 195  
 linker\_and\_opts/2 ..... 693

list_concat/2	329	map_assoc/3	811
list_insert/2	329, 817	match_pattern/2	821
list_lookup/3	330	match_pattern/3	821
list_lookup/4	330	match_pattern_pred/2	822
list_to_assoc/2	810	match_posix/2	1094, 1097
list_to_conj/2	479	match_posix/4	1094, 1098
list_to_conj/3	479	match_posix_matches/3	1094, 1098
list_to_disj/2	480	match_posix_rest/3	1094, 1098
list_to_disj2/2	483	match_pred/2	1095, 1099
list_to_list_of_lists/2	332	match_shell/2	1094, 1097
llist_to_conj/2	482	match_shell/3	1093, 1097
llist_to_disj/2	482	match_struct/4	1095, 1098
lock_atom/1	512	max_assoc/3	808
lock_file/3	477	member_0/2	817
look_ahead/3	1086	member_var/2	491
look_first_parsed/2	1085	memberchk/2	817
lookup_check_field/6	1066	menu/1	701
lookup_check_interface_fieldValue/8	1067	menu/2	701
lookup_check_node/4	1066	menu/3	701
lookup_field/4	1067	menu/4	702
lookup_field_access/4	1068	menu_default/3	699, 708
lookup_fieldTypeId/1	1068	menu_opt/6	699, 708
lookup_get_fieldType/4	1068	merge/3	842
lookup_route/5	1068	merge_tree/2	1033
lookup_set_def/3	1069	message/1	231
lookup_set_extern_prototype/4	1070	message/2	229
lookup_set_prototype/4	1069	message_lns/4	230
ls/2	539	messages/1	230
ls/3	538	mfclause/2	278
lub/2	1007	mfstringValue/5	1039
		mfstringValue/7	1042
		min_assoc/3	808
		minimize/2	1001
		minimum/3	563
		mkdir_perm/2	544
		mktemp/2	354
		mktemp_in_tmp/2	354
		mode_of_module/2	338
		modif_time/2	356
		modif_time0/2	356
		module_address/2	614
		module_of/2	338
		most_general_instance/3	489
		most_specific_generalization/3	490
		move_file/2	538
		move_files/2	537
		multibarchart/10	904
		multibarchart/8	904
		multifile/1	55
		mutable/1	597
main/1	430		
make/1	531		
make_actmod/2	54		
make_directory/1	349		
make_directory/2	349		
make_dirpath/1	349		
make_dirpath/2	349		
make_exec/2	52		
make_option/1	532		
make_persistent/2	758		
make_po/1	53, 337		
make_wam/1	337		
map/3	561, 811		
map/4	562		
map/5	562		
map/6	562		
map_assoc/2	811		

## M

my\_url/1 ..... 734

## N

name/2 ..... 171  
 name\_value/2 ..... 533  
 neighbors/3 ..... 827  
 neq/3 ..... 707  
 new/2 ..... 659  
 new\_array/1 ..... 805  
 new\_atom/1 ..... 365  
 new\_interp/1 ..... 723, 859  
 new\_interp/2 ..... 723  
 new\_interp\_file/2 ..... 724  
 newer/2 ..... 534  
 next/2 ..... 922  
 next\_on\_circle/2 ..... 970  
 nl/0 ..... 204  
 nl/1 ..... 204  
 no\_path\_file\_name/2 ..... 467  
 no\_swapslash/3 ..... 360  
 no\_tr\_nl/2 ..... 543  
 nocontainsx/2 ..... 330  
 node\_id/2 ..... 981  
 nodeDeclaration/4 ..... 1043, 1071  
 nofileerrors/0 ..... 217  
 nogc/0 ..... 217  
 nonsingle/1 ..... 321  
 normal\_message/2 ..... 534  
 not\_empty/3 ..... 918  
 not\_empty/4 ..... 917  
 not\_in\_circle\_oc/3 ..... 970  
 note/1 ..... 231  
 note\_message/1 ..... 451  
 note\_message/2 ..... 451  
 note\_message/3 ..... 451  
 nth/3 ..... 327  
 null\_ddlist/1 ..... 921  
 number\_chars/2 ..... 298  
 number\_codes/2 ..... 173  
 numbervars/3 ..... 289

## O

once/1 ..... 303  
 op/3 ..... 293  
 open/3 ..... 191, 471  
 open/4 ..... 192  
 open\_client/2 ..... 802  
 open\_DEF/5 ..... 1053

open\_EXTERNPROTO/5 ..... 1052  
 open\_input/2 ..... 439  
 open\_node/6 ..... 1051  
 open\_null\_stream/1 ..... 439  
 open\_output/2 ..... 439  
 open\_predicate/1 ..... 223  
 open\_PROTO/4 ..... 1052  
 open\_Script/5 ..... 1054  
 optional\_message/2 ..... 452  
 optional\_message/3 ..... 452  
 ord\_delete/3 ..... 839  
 ord\_disjoint/2 ..... 842  
 ord\_intersect/2 ..... 840  
 ord\_intersection/3 ..... 840  
 ord\_intersection\_diff/4 ..... 840  
 ord\_list\_to\_assoc/2 ..... 811  
 ord\_member/2 ..... 839  
 ord\_subset/2 ..... 841  
 ord\_subset\_diff/3 ..... 841  
 ord\_subtract/3 ..... 840  
 ord\_test\_member/3 ..... 840  
 ord\_union/3 ..... 841  
 ord\_union\_change/3 ..... 842  
 ord\_union\_diff/4 ..... 841  
 ord\_union\_syndiff/4 ..... 841  
 otherwise/0 ..... 130  
 out/1 ..... 801, 1061  
 out/3 ..... 1061  
 out\_stream/2 ..... 802  
 output\_error/1 ..... 1035  
 output\_html/1 ..... 729  
 output\_to\_file/2 ..... 475

## P

parser/2 ..... 1071  
 passerta\_fact/1 ..... 756  
 passertz\_fact/1 ..... 756  
 pattern/2 ..... 865  
 pause/1 ..... 341  
 peek\_byte/1 ..... 299  
 peek\_byte/2 ..... 299  
 peek\_char/1 ..... 301  
 peek\_char/2 ..... 301  
 peek\_code/1 ..... 203  
 peek\_code/2 ..... 202  
 percentbarchart1/7 ..... 869  
 percentbarchart2/7 ..... 875  
 percentbarchart3/7 ..... 878  
 percentbarchart4/7 ..... 882

performance/3 ..... 1107  
 persistent\_dir/2 ..... 707, 759, 767  
 persistent\_dir/4 ..... 707, 759  
 pipe/2 ..... 197  
 pitm/2 ..... 1005  
 pl2sqlInsert/2 ..... 775  
 point\_to/3 ..... 829  
 pop\_active\_config/0 ..... 535  
 pop\_ciao\_flag/1 ..... 216  
 pop\_global/2 ..... 583  
 pop\_name\_value/1 ..... 535  
 pop\_prolog\_flag/1 ..... 215  
 popen/3 ..... 351  
 portray/1 ..... 291  
 portray\_attribute/2 ..... 290  
 portray\_clause/1 ..... 289  
 portray\_clause/2 ..... 289  
 postgres2sqltype/2 ..... 771  
 postgres2sqltypes\_list/2 ..... 771  
 powerset/2 ..... 332  
 predicate\_property/2 ..... 367  
 predicate\_property/3 ..... 367  
 pretract\_fact/1 ..... 757  
 pretractall\_fact/1 ..... 757  
 pretty\_print/2 ..... 495  
 pretty\_print/3 ..... 495  
 pretty\_print/4 ..... 495  
 prettyvars/1 ..... 289  
 prettyvars/2 ..... 845  
 prev/2 ..... 922  
 print/1 ..... 288  
 print/2 ..... 288  
 printable\_char/1 ..... 290  
 printq/1 ..... 289  
 printq/2 ..... 288  
 prolog\_flag/3 ..... 215  
 prolog\_query/2 ..... 794  
 prolog\_response/2 ..... 794  
 prolog\_server/0 ..... 789  
 prolog\_server/1 ..... 790  
 prolog\_server/2 ..... 790  
 prompt/2 ..... 216  
 prune\_dict/3 ..... 844  
 push\_active\_config/1 ..... 535  
 push\_ciao\_flag/2 ..... 216  
 push\_dictionaries/3 ..... 1081  
 push\_global/2 ..... 583  
 push\_name\_value/3 ..... 535  
 push\_prolog\_flag/2 ..... 215  
 push\_whitespace/3 ..... 1081

put\_assoc/4 ..... 812  
 put\_assoc/5 ..... 812  
 put\_attr/3 ..... 235  
 put\_attr\_local/2 ..... 235  
 put\_byte/1 ..... 300  
 put\_byte/2 ..... 300  
 put\_char/1 ..... 301  
 put\_char/2 ..... 301  
 put\_code/1 ..... 204  
 put\_code/2 ..... 204

**Q**

q\_delete/3 ..... 835  
 q\_empty/1 ..... 835  
 q\_insert/3 ..... 835  
 q\_member/2 ..... 835  
 query\_requests/2 ..... 790  
 query\_solutions/2 ..... 790

**R**

random/1 ..... 837  
 random/3 ..... 837  
 random\_color/1 ..... 865  
 random\_darkcolor/1 ..... 866  
 random\_lightcolor/1 ..... 865  
 random\_pattern/1 ..... 866  
 rd/1 ..... 802  
 rd/2 ..... 802  
 rd\_findall/3 ..... 802  
 rd\_noblock/1 ..... 802  
 reachability/4 ..... 79  
 read/1 ..... 281  
 read/2 ..... 281  
 read\_from\_atom/2 ..... 460  
 read\_from\_atom\_atmvars/2 ..... 459  
 read\_from\_string/2 ..... 457  
 read\_from\_string/3 ..... 457  
 read\_from\_string\_atmvars/2 ..... 458  
 read\_from\_string\_atmvars/3 ..... 459  
 read\_from\_string\_opts/4 ..... 457  
 read\_page/2 ..... 1026  
 read\_pr/2 ..... 991  
 read\_term/2 ..... 282  
 read\_term/3 ..... 282  
 read\_terms\_file/2 ..... 1062  
 read\_top\_level/3 ..... 282  
 read\_vrml\_file/2 ..... 1062  
 readf/2 ..... 543



reading/4.....	1045
reading/5.....	1047
reading/6.....	1050
rebuild_foreign_interface/1.....	695
rebuild_foreign_interface_explicit_decls/2 .....	696
rebuild_foreign_interface_object/1.....	697
receive_confirm/2.....	726
receive_event/2.....	725
receive_list/2.....	725
receive_result/2.....	724
recorda/3.....	371
recorded/3.....	372
recordz/3.....	371
recycle_term/2.....	493
reduce_indentation/3.....	1080
register_module/1.....	534
remove_all_elements/3.....	924
remove_code/3.....	1085
remove_comments/4.....	1055
remove_menu_config/1.....	703
rename/2.....	845
rename_file/2.....	358
repeat/0.....	130
replace_all/4.....	1095, 1099
replace_characters/4.....	360
replace_first/4.....	1095, 1099
replace_params/3.....	544
replace_params_in_file/3.....	543
replace_strings/3.....	544
replace_strings_in_file/3.....	543
reserved_words/1.....	1028
restore_menu_config/1.....	703
restore_menu_flags/2.....	704
restore_menu_flags_list/1.....	704
retract/1.....	277
retract_fact/1.....	221, 758, 766
retract_fact_nb/1.....	222
retractall/1.....	277
retractall_fact/1.....	222, 758
retrieve_list_of_values/2.....	1008
retrieve_range/2.....	1007
retrieve_store/2.....	1007
reverse/2.....	324
reverse/3.....	324
reverse_parsed/2.....	1084
rewind/2.....	924
rooted_subgraph/3.....	829
run_tester/10.....	1101
running_queries/2.....	791

## S

safe_write/2.....	523
save_addr_actmod/1.....	614
save_menu_config/1.....	702
scattergraph_b1/12.....	889
scattergraph_b1/8.....	889
scattergraph_b2/12.....	899
scattergraph_b2/8.....	898
scattergraph_w1/12.....	891
scattergraph_w1/8.....	890
scattergraph_w2/12.....	900
scattergraph_w2/8.....	900
second_prompt/2.....	282
see/1.....	369
seeing/1.....	369
seen/0.....	369
select/3.....	326
select_socket/5.....	519
self/1.....	614, 645
send_info_to_developers/0.....	432
send_signal/1.....	210
send_silent_signal/1.....	211
send_term/2.....	725
sequence_to_list/2.....	333
serve_socket/3.....	523
set_ciao_flag/2.....	216
set_cookie/2.....	733
set_debug_mode/1.....	54, 338
set_debug_module/1.....	338
set_debug_module_source/1.....	338
set_env/2.....	344
set_environment/3.....	1084
set_exec_mode/2.....	357
set_exec_perms/2.....	544
set_fact/1.....	223
set_general_options/1.....	1011
set_global/2.....	583
set_input/1.....	193
set_menu_flag/3.....	702
set_name_value/2.....	533
set_nodebug_mode/1.....	54, 338
set_nodebug_module/1.....	338
set_output/1.....	193
set_owner/2.....	540
set_parsed/3.....	1083
set_perms/2.....	544
set_prolog_flag/1.....	218
set_prolog_flag/2.....	214
set_stream/3.....	455
setarg/3.....	595

setcounter/2..... 815  
 setenvstr/2..... 344  
 setof/3 ..... 269, 515  
 setproduct/3..... 842  
 sformat/3..... 316  
 shell/0..... 350  
 shell/1..... 350  
 shell/2..... 350  
 shell\_s/0..... 790  
 show\_menu\_config/1..... 703  
 show\_menu\_configs/0..... 703  
 show\_message/2..... 453  
 show\_message/3..... 453  
 show\_message/4..... 453  
 simple\_message/1..... 451  
 simple\_message/2..... 451  
 skip\_code/1..... 203  
 skip\_code/2..... 203  
 skip\_line/0..... 203  
 skip\_line/1..... 203  
 socket\_accept/2..... 518  
 socket\_recv/2..... 520  
 socket\_recv\_code/3..... 520  
 socket\_send/2..... 519  
 socket\_shutdown/2..... 520  
 sort/2..... 335  
 sort\_dict/2..... 844  
 space/1..... 702  
 split/4..... 563  
 sql\_\_attribute/4..... 775  
 sql\_\_relation/3..... 775  
 sql\_goal\_tr/2..... 773  
 sql\_persistent\_tr/2..... 773  
 srandom/1..... 838  
 standard\_ops/0..... 295  
 start\_socket\_interface/2..... 793  
 start\_threads/0..... 795  
 start\_vrmlScene/4..... 1055  
 statistics/0..... 363  
 statistics/2..... 363  
 stop\_parse/2..... 1085  
 stop\_socket\_interface/0..... 794  
 stream\_code/2..... 196  
 stream\_property/2..... 305  
 stream\_to\_string/2..... 474  
 stream\_to\_string/3..... 474  
 string/3..... 447  
 string\_to\_file/2..... 474  
 string\_to\_json/2..... 750  
 strip\_clean/2..... 1083

strip\_exposed/2..... 1083  
 strip\_from\_list/2..... 1082  
 strip\_from\_term/2..... 1083  
 strip\_interface/2..... 1083  
 strip\_restricted/2..... 1083  
 sub\_atom/4..... 179  
 sub\_atom/5..... 303  
 sub\_times/3..... 1110  
 subsumes\_term/2..... 489  
 subtract/3..... 818  
 sum\_list/2..... 819  
 sum\_list/3..... 820  
 sum\_list\_of\_lists/2..... 820  
 sum\_list\_of\_lists/3..... 820  
 sybase2sqltype/2..... 771  
 sybase2sqltypes\_list/2..... 771  
 symbolic\_link/2..... 538  
 symbolic\_link/3..... 538  
 SYSCALL/1..... 560  
 system/1..... 351  
 system/2..... 351  
 system\_error\_report/1..... 360  
 system\_lib/1..... 503

**T**

tab/1..... 205  
 tab/2..... 205  
 tablewidget1/4..... 907  
 tablewidget1/5..... 907  
 tablewidget2/4..... 911  
 tablewidget2/5..... 911  
 tablewidget3/4..... 913  
 tablewidget3/5..... 913  
 tablewidget4/4..... 915  
 tablewidget4/5..... 916  
 tcl\_delete/1..... 719  
 tcl\_eval/3..... 718  
 tcl\_event/3..... 719  
 tcl\_new/1..... 718  
 tcltk/2..... 724  
 tcltk\_raw\_code/2..... 724, 859  
 tell/1..... 369  
 telling/1..... 369  
 term\_size/2..... 485  
 term\_variables/2..... 492  
 term\_variables/3..... 492  
 terms\_file\_to\_vrml/2..... 1024  
 terms\_file\_to\_vrml\_file/2..... 1025  
 terms\_to\_vrml/2..... 1025

terms_to_vrml_file/2	1025
this_module/1	243
throw/1	210
time/1	342
tk_event_loop/1	720
tk_main_loop/1	720
tk_new/2	720
tk_next_event/2	721
to_list/2	922
token_read/3	1089
tokeniser/2	1089
told/0	370
top/2	924
topd/0	711
touch/1	356
transpose/2	438, 829
true/0	129
true/1	387
trust/1	386
try_finally/3	540
ttydisplay/1	374
ttydisplay_string/1	374
ttydisplayq/1	374
ttyflush/0	374
ttyget/1	373
ttyget1/1	373
ttynl/0	373
ttyput/1	373
ttyskip/1	373
ttyskipeol/0	374
ttytab/1	374
type_compatible/2	770
type_union/3	770

## U

ugraph2term/2	712
umask/2	348
uncycle_term/2	493
undo/1	595
undo_force_lazy/1	54
unfold_tree/2	1114
unfold_tree_dic/3	1115
uni_type/2	707
unifiable/3	490
unify_with_occurs_check/2	304
union/3	331
union_idlists/3	818
unload/1	53, 338
unlock_atom/1	512

unlock_file/2	477
unregister_module/1	534
update/0	502
update_assoc/5	813
update_attribute/2	238
update_files/0	758
update_files/1	758
update_mutable/2	597
url_info/2	734
url_info_relative/3	735
url_query/2	733
url_query_amp/2	734
url_query_values/2	734
use_class/1	662
use_module/1	52, 337
use_module/2	52, 337
use_module/3	338
use_package/1	53
using_tty/0	545
using_windows/0	358

## V

valid_attributes/2	919
valid_format/4	918
valid_table/2	919
valid_vectors/4	919
variant/2	489
varnamesl2dict/2	845
vars_names_dict/3	845
varsbag/3	491
varset/2	491
varset_in_args/2	491
vectors_format/4	918
verbose_message/1	532
verbose_message/2	532
verify_attribute/2	238
vertices/2	828
vertices_edges_to_lgraph/3	833
vertices_edges_to_ugraph/3	827
vertices_edges_to_wgraph/3	831
vmember/2	707
vpath/1	533
vpath_mode/3	534
vrml_file_to_terms/2	1024
vrml_file_to_terms_file/2	1024
vrml_http_access/2	1026
vrml_in_out/2	1025
vrml_to_terms/2	1025
vrml_web_to_terms/2	1023

vrml\_web\_to\_terms\_file/2..... 1024

## W

wait/3..... 353  
warning/1..... 231  
warning\_message/1..... 450  
warning\_message/2..... 450  
warning\_message/3..... 450  
wellformed\_body/3..... 280  
when/2..... 604  
where/1..... 502  
whitespace/2..... 446  
whitespace0/2..... 446  
winpath/2..... 358  
winpath/3..... 359  
winpath\_c/3..... 359  
working\_directory/2..... 349  
wrapper/2..... 1001  
write/1..... 287  
write/2..... 286  
write\_assertion/6..... 499  
write\_assertion/7..... 499  
write\_assertion\_as\_comment/6..... 500  
write\_assertion\_as\_comment/7..... 500  
write\_assertion\_as\_double\_comment/6..... 500  
write\_assertion\_as\_double\_comment/7..... 500  
write\_attribute/1..... 290  
write\_canonical/1..... 288  
write\_canonical/2..... 287  
write\_list1/1..... 287  
write\_pr/2..... 991  
write\_string/1..... 446  
write\_string/2..... 446  
write\_term/2..... 286  
write\_term/3..... 285  
write\_terms\_file/2..... 1062  
write\_vrml\_file/2..... 1062  
writef/2..... 543  
writef/3..... 543  
writef\_list/2..... 544  
writef\_list/3..... 544

writeq/1..... 287  
writeq/2..... 287

## X

xdr\_tree/1..... 1114  
xdr\_tree/3..... 1113  
xdr\_xpath/2..... 1115  
xdr2html/2..... 1114  
xdr2html/4..... 1114  
xml\_index/1..... 1120  
xml\_index\_query/3..... 1119  
xml\_index\_to\_file/2..... 1120  
xml\_parse/3..... 1118  
xml\_parse\_match/3..... 1119  
xml\_query/3..... 1120  
xml\_search/3..... 1118  
xml\_search\_match/3..... 1119  
xml2terms/2..... 730

## Z

zmq\_bind/2..... 930  
zmq\_close/1..... 930  
zmq\_connect/2..... 931  
zmq\_device/3..... 934  
zmq\_error\_check/1..... 935  
zmq\_errors/1..... 935  
zmq\_init/0..... 929  
zmq\_multipart\_pending/2..... 933  
zmq\_poll/3..... 934  
zmq\_recv/5..... 933  
zmq\_recv\_multipart/4..... 936  
zmq\_recv\_terms/4..... 937  
zmq\_send/4..... 932  
zmq\_send\_multipart/3..... 936  
zmq\_send\_terms/3..... 936  
zmq\_socket/2..... 929  
zmq\_subscribe/3..... 931  
zmq\_term/0..... 929  
zmq\_unsubscribe/3..... 932



## Property Index

### =

=/2 .....	159
==/2 .....	165

### A

assert_body_type/1 .....	482
atom/1 .....	153
atomic/1 .....	155

### B

bind_ins/1 .....	149
------------------	-----

### C

class_name/1 .....	663
class_source/1 .....	663
clique/1 .....	399
clique_1/1 .....	400
compat/1 .....	400
compat/2 .....	145
const_head/1 .....	164
constraint/1 .....	400
constructor/1 .....	662
covered/1 .....	400
covered/2 .....	401

### D

davinci_command/1 .....	713
deprecated/1 .....	146
do_not_free/2 .....	689
docstring/1 .....	394

### E

equiv/2 .....	149
error_free/1 .....	149
eval/1 .....	149
exception/1 .....	401
exception/2 .....	401
expander_pred/1 .....	506

### F

fails/1 .....	401
field_Id/1 .....	1072
filter/2 .....	149
finite_solutions/1 .....	401
float/1 .....	154
foreign/1 .....	688
foreign/2 .....	688
foreign_low/1 .....	688
foreign_low/2 .....	688
fuzzybody/1 .....	632

### G

ground/1 .....	156
----------------	-----

### H

have_choicepoints/1 .....	401
head_pattern/1 .....	390

### I

indep/1 .....	402
indep/2 .....	402
inst/2 .....	145
instance/1 .....	402
instance/2 .....	411, 489
instance_id/1 .....	663
integer/1 .....	153
interface_name/1 .....	663
interface_source/1 .....	663
is_det/1 .....	402
iso/1 .....	146

### L

lgraph/1 .....	713
linear/1 .....	402
list1/2 .....	329

### M

member/2 .....	141
memo/1 .....	149
method_spec/1 .....	663
mshare/1 .....	403
mut_exclusive/1 .....	403

**N**

nabody/1.....	392
native/1.....	147
native/2.....	147
needs_state/1.....	689
no_choicepoints/1.....	404
no_exception/1.....	404
no_exception/2.....	404
no_rtcheck/1.....	148
no_signal/1.....	404
no_signal/2.....	404
non_det/1.....	404
nonground/1.....	404
nonvar/1.....	152
not_covered/1.....	405
not_fails/1.....	405
not_further_inst/2.....	146
not_mut_exclusive/1.....	405
num_solutions/2.....	405
number/1.....	155

**P**

parse/1.....	1040
pe_type/1.....	150
possibly_fails/1.....	406
possibly_nondet/1.....	406

**R**

regtype/1.....	147
relations/2.....	406
returns/2.....	688
rtcheck/1.....	147
rtcheck/2.....	148

**S**

sideff/2.....	146
sideff_hard/1.....	407
sideff_pure/1.....	407
sideff_soft/1.....	407

signal/1.....	407
signal/2.....	407
signals/2.....	408
size/2.....	408
size/3.....	408
size_lb/2.....	408
size_metric/3.....	409
size_metric/4.....	409
size_o/2.....	408
size_of/3.....	688
size_ub/2.....	409
solutions/2.....	406
sourcenames/1.....	55
steps/2.....	410
steps_lb/2.....	410
steps_o/2.....	410
steps_ub/2.....	410
sublist/2.....	332
subordlist/2.....	332
succeeds/1.....	409

**T**

tau/1.....	410
terminates/1.....	411
test_type/2.....	411
throws/2.....	411
ttr/3.....	689
type/2.....	157

**U**

ugraph/1.....	713
user_output/2.....	411

**V**

var/1.....	151
virtual_method_spec/1.....	663

**W**

write_option/1.....	286
---------------------	-----

## Regular Type Index

### A

address/1	688
any_term/1	688
apropos_spec/1	504
argspec/1	557
arithexpression/1	187
assrt_body/1	389
assrt_status/1	393
assrt_type/1	394
atm/1	136
atm_or_atm_list/1	144
atm_or_int/1	199
atom_or_str/1	469
attributes/1	892
axis_limit/1	870

### B

benchmark_usage/1	431
bltwish_interp/1	860
body/1	496
bound/1	1057
bound_double/1	1057
byte/1	687
byte_list/1	687

### C

c_assrt_body/1	392
callable/1	139
canonic_html_term/1	741
canonic_xml_item/1	1121
canonic_xml_query/1	1121
canonic_xml_subquery/1	1121
canonic_xml_term/1	742, 1121
cell_value/1	909
character_code/1	143
clause/1	496
clauses/1	496
clockfreq_option/1	367
clockfreq_result/1	365
clterm/1	496
color/1	863
comparator/1	169
complex_arg_property/1	390
complex_goal_property/1	391
conj_disj_type/1	482
constant/1	138

### D

datetime_struct/1	344
ddlist/1	925
detcond/1	586
dgraph/1	823
dht_rpr_node_id/1	975
dictionary/1	392, 441, 1057
directoryname/1	759
dlgraph/1	823
do_options/1	541
double_list/1	687

### E

elisp_string/1	799
environment/1	1058

### F

fagggregator/1	633
fd_expr/1	998
fd_item/1	1004
fd_range/1	1004
fd_range_expr/1	998
fd_store/1	1005
fd_store_entity/1	1005
fd_subrange/1	1005
fdvar/1	997
flag/1	496
flag_values/1	149
flt/1	135
footer/1	871
form_assignment/1	745
form_dict/1	745
form_value/1	745
format_control/1	317

### G

g_assrt_body/1	393
garbage_collection_option/1	366
gc_result/1	366
gnd/1	137
gndstr/1	138



**H**

handler_type/1	862
header/1	871
hms_time/1	747
html_term/1	743
http_date/1	747
http_request_param/1	746
http_response_param/1	746

**I**

image/1	908
indexspecs/1	557
int/1	134
int_list/1	687
internal_module_id/1	244
intexpression/1	188
intlist/1	819
io_mode/1	199

**J**

java_constructor/1	784
java_event/1	784
java_field/1	784
java_method/1	785
java_object/1	784
json/1	749
json_attr/1	749
json_attrs/1	749
json_list/1	750
json_val/1	750

**K**

keylist/1	336
keypair/1	336

**L**

lgraph/2	833
line/1	445
list/1	140
list/2	140
list_functor/1	164
list_of_lists/1	333

**M**

machine_name/1	783
memory_option/1	366
memory_result/1	366
menu_flag_values/1	707
message_info/1	232
message_t/1	454
message_type/1	232
meta_predname/1	759
metaspec/1	122
modulename/1	122
month/1	747
multibar_attribute/1	905

**N**

nlist/2	141
nnegint/1	134
non_empty_dictionary/1	442
non_empty_list/1	162
null/1	687
null_dict/1	843
num/1	135
num_code/1	144
numlist/1	819

**O**

old_or_new/1	442
open_option_list/1	192
operator_specifier/1	139

**P**

pair/1	825
parse/1	1058
path/1	587
pattern/1	539, 822, 865
popen_mode/1	351
posix_regex/1	1099
postgrestype/1	771
predfunctor/1	394
predname/1	144
prolog_goal/1	784
property_conjunction/1	391
property_starterm/1	391
propfunctor/1	394

**R**

read\_option/1 ..... 282  
 reference/1 ..... 224  
 row/1 ..... 908, 909

**S**

s\_assrt\_body/1 ..... 392  
 sequence/2 ..... 142  
 sequence\_or\_list/2 ..... 142  
 shell\_regexp/1 ..... 1099  
 shutdown\_type/1 ..... 521  
 size/1 ..... 893  
 smooth/1 ..... 892  
 socket\_type/1 ..... 521  
 sourcename/1 ..... 197  
 spec/1 ..... 435  
 sqltype/1 ..... 769  
 stream/1 ..... 198  
 stream\_alias/1 ..... 199  
 string/1 ..... 143  
 struct/1 ..... 137  
 struct\_regexp/1 ..... 1099  
 sybasetype/1 ..... 770  
 symbol/1 ..... 893  
 symbol\_option/1 ..... 366  
 symbol\_result/1 ..... 366

**T**

t\_conj/1 ..... 483  
 t\_disj/1 ..... 483  
 table/1 ..... 908  
 tag\_attrib/1 ..... 1121  
 target/1 ..... 531  
 tclCommand/1 ..... 720  
 tclInterpreter/1 ..... 719  
 term/1 ..... 133

tick\_option/1 ..... 367  
 tick\_result/1 ..... 365  
 time\_option/1 ..... 367  
 time\_result/1 ..... 366  
 title/1 ..... 871  
 translation\_predname/1 ..... 227  
 tree/1 ..... 1058  
 triple/1 ..... 825

**U**

ugraph/1 ..... 829  
 url\_term/1 ..... 746

**V**

valid\_base/1 ..... 180  
 value\_dict/1 ..... 746  
 varnamedict/1 ..... 845  
 vector/1 ..... 892

**W**

wakeup\_exp/1 ..... 604  
 weekday/1 ..... 747  
 whitespace/1 ..... 1058

**X**

xbarelement1/1 ..... 871  
 xbarelement2/1 ..... 875  
 xbarelement3/1 ..... 879  
 xbarelement4/1 ..... 883  
 xdr\_node/1 ..... 1114  
 xelement/1 ..... 906

**Y**

yelement/1 ..... 869



## Declaration Index

### A

add\_clause\_trans/2 ..... 227  
 add\_goal\_trans/2 ..... 227  
 add\_sentence\_trans/2 ..... 226  
 add\_term\_trans/2 ..... 226  
 aggr/1 ..... 630  
 argnames/1 ..... 565

### B

block/1 ..... 599

### C

calls/1 ..... 381  
 calls/2 ..... 381  
 comment/2 ..... 386  
 comp/1 ..... 383  
 comp/2 ..... 383  
 concurrent/1 ..... 224, 643

### D

data/1 ..... 224, 642  
 decl/1 ..... 385  
 decl/2 ..... 385  
 determinate/2 ..... 585  
 discontinuous/1 ..... 131  
 doc/2 ..... 386  
 dynamic/1 ..... 643

### E

ensure\_loaded/1 ..... 125  
 entry/1 ..... 384  
 exit/1 ..... 384  
 exit/2 ..... 385  
 export/1 ..... 120, 642, 1019  
 extra\_compiler\_opts/1 ..... 690  
 extra\_compiler\_opts/2 ..... 690  
 extra\_linker\_opts/1 ..... 690  
 extra\_linker\_opts/2 ..... 691

### F

facts/2 ..... 767  
 foreign\_inline/2 ..... 691

### I

impl\_defined/1 ..... 131  
 implements/1 ..... 644  
 import/2 ..... 121  
 include/1 ..... 125  
 index/1 ..... 556  
 inherit\_class/1 ..... 643  
 inheritable/1 ..... 642  
 initialization/1 ..... 132  
 instance\_of/2 ..... 653

### L

load\_compilation\_module/1 ..... 226

### M

meta\_predicate/1 ..... 122  
 modedef/1 ..... 385  
 module/2 ..... 120  
 module/3 ..... 119  
 multifile/1 ..... 131

### N

new/2 ..... 654  
 new\_declaration/1 ..... 225  
 new\_declaration/2 ..... 225

### O

on\_abort/1 ..... 132  
 op/3 ..... 225

### P

package/1 ..... 120  
 persistent/2 ..... 760  
 pred/1 ..... 380  
 pred/2 ..... 381  
 prop/1 ..... 383  
 prop/2 ..... 384  
 protocol/1 ..... 613  
 public/1 ..... 642

**R**

redefining/1.....	132
reexport/1.....	122
reexport/2.....	121
regtype/1.....	398
regtype/2.....	398

**S**

success/1.....	382
success/2.....	382

**T**

test/1.....	382
test/2.....	382
texec/1.....	381
texec/2.....	381

**U**

use_active_module/2.....	609
use_class/1.....	653
use_compiler/1.....	690
use_compiler/2.....	690
use_foreign_library/1.....	689
use_foreign_library/2.....	689
use_foreign_source/1.....	689
use_foreign_source/2.....	689
use_linker/1.....	691
use_linker/2.....	691
use_module/1.....	121
use_module/2.....	121
use_package/1.....	125

**V**

virtual/1.....	644
----------------	-----

# Concept Index

## &

&-Prolog ..... 10

## .

.ciaorc ..... 32, 37

## A

abort ..... 64  
 abstract methods ..... 644  
 acceptable modes ..... 390  
 acknowledgments ..... 9  
 active module ..... 44, 607  
 active object ..... 607  
 addmodule and pred(N) meta-arguments ..... 641  
 ancestors ..... 63  
 answer variable ..... 50  
 assertion body syntax ..... 389, 392, 393  
 assertions ..... 95  
 attribute ..... 642  
 attributed variables ..... 237  
 Austrian Research Institute for AI ..... 10  
 auto-documenter command args, setting ..... 107  
 auto-documenter command, setting ..... 107  
 auto-documenter default format, setting ..... 106  
 auto-documenter lib path, setting ..... 107  
 auto-documenter working dir, setting ..... 106  
 auto-fill ..... 95  
 auto-indentation ..... 95

## B

binary directory ..... 1131  
 box-type debugger ..... 57  
 breakpoints ..... 100  
 Bristol University ..... 10  
 bugs, reporting ..... 1144

## C

calls assertion ..... 381, 382  
 certainty factor ..... 1019  
 CGI ..... 727  
 CGI executables ..... 71  
 change, author ..... 103  
 change, comment ..... 103  
 changelog ..... 95  
 changing the executables used ..... 106  
 check assertion ..... 386

Ciao auto-documenter ..... 95  
 Ciao basic builtins ..... 8, 117  
 Ciao engine ..... 10  
 Ciao mode version ..... 107  
 Ciao preprocessor ..... 10, 95, 102  
 Ciao top-level ..... 95  
 ciao, global description ..... 3  
 Ciao, why this name ..... 5  
 ciao-users ..... 1143  
 client installation ..... 1141  
 CLIP group ..... 9  
 closed ..... 223  
 coloring, syntax ..... 95  
 command ..... 64  
 comment assertion ..... 386  
 comments, machine readable ..... 379  
 comp assertion ..... 383  
 compatibility properties ..... 395  
 compiler, standalone ..... 41  
 compiling ..... 97, 98  
 compiling programs ..... 30, 31, 36, 37  
 compiling, from command line ..... 41  
 compiling, Win32 ..... 1135  
 concurrency ..... 509  
 concurrent attribute ..... 643  
 concurrent predicate ..... 219  
 concurrent predicates ..... 219  
 configuration file ..... 85  
 constructor ..... 645  
 contributed libraries ..... 9, 847  
 creating executables ..... 97  
 creep ..... 62  
 csh-compatible shell ..... 29, 1129, 1132  
 current input stream ..... 193  
 current output stream ..... 193  
 customize ..... 96, 106  
 Cygnus Win32 ..... 1135

## D

data declaration ..... 219  
 data predicate ..... 219  
 database initialization ..... 758  
 debug (interpreted) mode ..... 57  
 debug options ..... 62  
 debugger ..... 57  
 debugging ..... 63, 100  
 debugging, source-level ..... 95, 100  
 decl assertion ..... 385  
 declarations, user defined ..... 131

DECsystem-10 Prolog User's Manual .....	10
depth first iterative deepening .....	619
depth limit .....	619
destructor .....	646
determinate goal .....	585
development environment ...	32, 37, 1130, 1133, 1139
display .....	63
Distributed Programming Model .....	777
downloading emacs .....	1133, 1139
downloading, latest versions .....	1143

**E**

emacs interface .....	7, 39
emacs lisp .....	797
emacs mode .....	95
emacs mode, loading several .....	107
emacs mode, setting up, Win32 .....	1140
emacs server .....	797
emacs, download .....	1133, 1139
emacs, intro .....	32, 37
engine directory .....	8, 117
engine module .....	553
entry assertion .....	384
environment variable definitions .....	1129
environment variables .....	115
environment variables, setup .....	29
executable .....	41
executables, compressed .....	44
executables, dynamic .....	43
executables, generating .....	31, 36
executables, how to run .....	42
executables, lazy load .....	44
executables, self-contained .....	44
executables, static .....	43
executables, types .....	43
exit assertion .....	384
extensibility .....	4

**F**

fail .....	63
false assertion .....	387
feature terms .....	565
formatting commands .....	379
formatting conventions, for emacs .....	95
Function applications .....	571
Functional definitions .....	572

**G**

German Puebla .....	9
---------------------	---

**H**

hard side-effects .....	407
help .....	32, 35, 37, 64, 1140
help, unix .....	30
help, windows .....	36
HTML .....	727
HTTP .....	727

**I**

IMDEA Software Institute .....	9
INFOPATH .....	1132
inheritable interface .....	642
inheritance relationship .....	644
initialization clauses .....	643
initialization file .....	32, 37
INRIA .....	10
installation, checking the .....	1133
installation, Mac OS X, full instructions .....	1130
installation, Mac OS X, summary .....	1129
installation, network based .....	1131
installation, Un*x, full instructions .....	1130
installation, Un*x, summary .....	1129
installation, Windows clients .....	1141
installation, Windows server .....	1141
installation, Windows, from binaries .....	1139
installation, Windows, from sources .....	1135
instantiation properties .....	395
interface inheritance .....	644
interfaces .....	641
interpreting .....	97, 98
iso .....	8, 265
ISO-Prolog .....	4, 188
ISO-Prolog builtins .....	8, 265
iso-prolog, compliance .....	4
iterative-deepening .....	619

**J**

Java event handling from Prolog .....	780
Java exception handling from Prolog .....	782
Java to Prolog interface .....	789
Johan Andersson .....	115
Johan Bevemyr .....	115

**K**

K.U. Leuven .....	10
key sequences .....	96
keyboard .....	6

**L**

leap .....	62
lib library .....	8, 117
library directory .....	1131
limitations, architecture-specific .....	1143
Linköping U. ....	10
loading mode .....	58
loading programs .....	30, 36, 97
locating errors .....	100
LogIn .....	50
LPdoc .....	3
lpdoc command args, setting .....	107
lpdoc command, setting .....	107
lpdoc default format, setting .....	106
lpdoc lib path, setting .....	107
lpmake .....	85
lpmake autodocumentation .....	85

**M**

mailing list .....	1143
main module .....	98
make .....	85
MANPATH .....	1132
manual, printing .....	32, 35, 37, 1140
manual, tour .....	7
manuals, printing .....	32, 37
Maria Jose Garcia de la Banda .....	9
Masanobu Umeda .....	115
Mats Carlsson .....	115
MCC .....	10
Melbourne U. ....	10
modular interface .....	45
module qualification .....	119
modules, active .....	44
Monash U. ....	10
moving changelog entries .....	105
multi-evaluated .....	642
multiarchitecture support .....	1134

**N**

Naming term arguments .....	565
New Mexico State University .....	10
nodebug .....	63
nospy .....	64
notation .....	5

**O**

Other functionality .....	573
overriden .....	643

**P**

parallel Prolog .....	10
parallelizing compiler .....	10
parametric type functor .....	398
PATH .....	1131
path alias .....	198
patterns .....	821, 1093
Pedro Lopez .....	9
Peter Olin .....	115
PiLLOW on-line tutorial .....	727
Platform independence .....	777
Polymorphism .....	635
pred assertion .....	380, 381
Predefined evaluable functors .....	571
preprocessing programs .....	102
preprocessor command args, setting .....	106
preprocessor command, setting .....	106
print .....	63
printdepth .....	64
printing, manual .....	32, 35, 37, 1140
program development environment .....	95
program transformations .....	95
programming environment .....	7, 39
prolog flag .....	213, 229
Prolog server .....	790
Prolog shell scripts .....	71
Prolog to Java Interface Structure .....	779
Prolog to Java Interface Structure. Java side .....	779
Prolog to Java Interface Structure. Prolog side .....	779
prolog-emacs interface .....	797
prop assertion .....	383, 384
properties of computations .....	395
properties of execution states .....	395
properties, basic .....	133
properties, native .....	399
protected .....	642
public domain .....	1



public interface ..... 642  
 pure Prolog ..... 553

## Q

query ..... 49  
 Quoting functors ..... 572

## R

records ..... 8, 551, 565  
 recursive level ..... 50  
 references, to Ciao ..... 5  
 referring to Ciao ..... 5  
 regtype assertion ..... 398  
 regular expressions ..... 821  
 regular type expression ..... 398  
 reporting bugs ..... 1144  
 retry ..... 63  
 running programs ..... 30, 31, 36, 37  
 running unit tests ..... 421

## S

scratchpad directory ..... 106  
 script header, inserting automatically ..... 100  
 scripts ..... 31, 37, 1131  
 sh-compatible shell ..... 30, 1130, 1132  
 sharing sets ..... 403  
 shortcut, windows ..... 1139  
 SICS ..... 10, 115  
 SICStus Prolog ..... 10  
 skip ..... 62  
 Socket implementation ..... 793  
 soft side-effects ..... 407  
 Some scoping issues ..... 573  
 source directory ..... 1130  
 source-level debugging ..... 95, 100  
 spy ..... 64  
 standard total ordering ..... 165  
 static checks ..... 95  
 status, this manual ..... 3  
 style sheets ..... 29, 35, 1133, 1140  
 subterm ..... 64  
 success assertion ..... 382  
 super class ..... 643  
 Swedish Institute of Computer Science ..... 10  
 Syntax-based highlighting ..... 95

## T

tar ..... 1130  
 Technical University of Madrid ..... 9  
 test assertion ..... 382, 383, 421  
 texec assertion ..... 381  
 top-level shell, starting, unix ..... 30  
 top-level shell, starting, windows ..... 35  
 toplevel command args, setting ..... 106  
 toplevel command, setting ..... 106  
 tour, of the manual ..... 7  
 tracing the source code ..... 95  
 troubleshooting ..... 1129, 1136, 1139  
 true assertion ..... 387  
 trust assertion ..... 386

## U

U. of Arizona ..... 10  
 unify ..... 64  
 uninstalling ..... 1130, 1133  
 unit tests ..... 421  
 UPM ..... 10  
 user module ..... 119  
 user modules, debugging ..... 57  
 user setup ..... 29  
 users mailing list ..... 1143

## V

variables ..... 63  
 version control ..... 95  
 version maintenance mode for packages ..... 104  
 version number ..... 103  
 virtual ..... 644

## W

WAM ..... 10  
 why the name Ciao ..... 5  
 windows shortcut ..... 1139  
 write ..... 63  
 WWW, interfacing with ..... 727

## X

XML ..... 727

## Author Index

### A

- A. Ciepielewski . . . . . 57, 67  
 Amadeo Casas . . . . . 571, 1015  
 Angel Fernandez Pineda . . . . 467, 501, 505, 635, 641,  
 653, 659, 665, 1019  
 Anil Nair . . . . . 555  
 Arsen Kostenko . . . 939, 941, 947, 949, 951, 953, 965,  
 969, 973, 983, 987, 991

### C

- Christian Holzbour . . . . . 233, 235, 237, 621, 625  
 Claudio Ochoa . . . . . 1009  
 Claudio Vaucheret . . . . . 585, 619, 629

### D

- Daniel Cabeza . . . . . 41, 49, 57, 67, 71, 77, 81, 93, 95,  
 119, 125, 127, 131, 133, 151, 159, 165, 181, 191,  
 201, 213, 219, 225, 229, 233, 235, 237, 241, 247,  
 269, 275, 281, 285, 293, 297, 303, 341, 363, 375,  
 413, 445, 457, 465, 467, 477, 493, 517, 559, 561,  
 565, 571, 595, 601, 607, 617, 621, 625, 727, 729,  
 739, 741, 753, 837, 1129, 1139, 1143  
 David H.D. Warren . . . . . 269  
 David Trallero Mena . . . . . 921, 1011, 1101, 1107  
 Dragan Ivanovic . . . . . 929

### E

- Edison Mera . . . . . 41, 57, 67, 229, 297, 399, 419, 421,  
 531, 561, 843, 1021  
 Emilio Jesus Gallego Arias . . . . . 993, 997

### F

- Francisco Bueno . . . . . 83, 379, 395, 399, 457, 471, 499,  
 523, 555, 585, 613, 629, 711, 763, 765, 817, 823,  
 827, 833, 843

### G

- German Puebla . . . . . 379  
 Goran Smedback . . . . . 1023, 1027, 1029, 1031, 1035,  
 1037, 1039, 1041, 1043, 1045, 1057, 1061, 1065,  
 1071, 1073, 1087, 1089

### I

- Isabel Martin Garcia . . . 849, 859, 861, 863, 867, 873,  
 877, 881, 885, 895, 903, 907, 911, 913, 915, 917

### J

- Jesus Correas . . . . . 777, 779, 789, 793  
 Jose F. Morales . . . . 241, 245, 281, 313, 363, 457, 555,  
 565, 571, 589, 593, 669, 687, 693, 695, 749, 993,  
 1015  
 Jose Manuel Gomez Perez . . . . 477, 753, 1003, 1113,  
 1117

### K

- K. Shen . . . . . 57, 67

### L

- Lena Flood . . . . . 805, 839

### M

- Manuel C. Rodriguez . . . . . 57, 67, 95  
 Manuel Carro . . . 89, 91, 219, 233, 235, 237, 241, 281,  
 285, 293, 341, 363, 427, 433, 455, 477, 509, 515,  
 517, 561, 589, 593, 595, 601, 603, 617, 619, 669,  
 687, 693, 695, 807, 827, 1003, 1023, 1125, 1129,  
 1139, 1143  
 Manuel Hermenegildo . . . . . 29, 35, 71, 75, 81, 85, 95,  
 127, 133, 151, 159, 165, 181, 269, 285, 297, 379,  
 389, 395, 399, 413, 415, 457, 525, 531, 537, 565,  
 571, 607, 617, 619, 727, 729, 753, 1129, 1139,  
 1143  
 Mats Carlsson . . . 57, 67, 191, 201, 213, 269, 285, 363,  
 827  
 Montse Iglesias Urraca . . . . . 715, 723

### O

- Oscar Portela Arjona . . . . . 465

### P

- Pablo Chico . . . . . 807  
 Pedro Lopez . . . . . 395, 399

**R**

Remy Haemmerle . . . 233, 235, 493, 597, 599, 601, 619,  
993, 997  
Richard A. O’Keefe . . . . . 269, 285, 335, 827  
Robert Manchek . . . . . 89

**S**

Sacha Varma . . . . . 729  
Samir Genaim . . . . . 621, 625

Sergio Guadarrama . . . . . 629

**T**

T. Chikayama . . . . . 57, 67  
The CLIP Group . . . 39, 41, 49, 85, 117, 119, 171, 209,  
265, 267, 275, 297, 305, 307, 309, 313, 315, 321,  
335, 339, 371, 377, 423, 425, 441, 449, 473, 485,  
489, 491, 495, 551, 553, 667, 699, 715, 753, 761,  
777, 797, 803, 819, 821, 847, 1023, 1093, 1127  
Tom Howland . . . . . 555

## Global Index

This is a global index containing pointers to places where concepts, predicates, modes, properties, types, applications, etc., are referred to in the text of the document.

### !

!!/0 ..... 593  
!/0 ..... 127, 128

### #

# /2 ..... 187  
##/2 ..... 630  
#=/2 ..... 993, 996, 997, 998  
#=</2 ..... 993, 996, 997, 999  
#>/2 ..... 630, 993, 996, 997, 999  
#>=/2 ..... 996, 997, 999  
#\=/2 ..... 996, 997, 998  
#</2 ..... 993, 996, 997, 999

### \$

\$/1 ..... 727  
\$/2 ..... 565, 699, 727  
\$~/3 ..... 565, 566  
\$factsdb\$cached\_goal/3 ..... 763, 765, 767  
\$internal\_error\_where\_term/4 ..... 181, 188  
\$is\_persistent/2 ..... 701, 707, 756, 759  
\$meta\_call/1 ..... 559, 560  
\$nodebug\_call/1 ..... 559, 560

### &

&-Prolog ..... 10, 115

### ,

'\$predicate\_property'/2 ..... 368  
'\$xml\_search\_match/3 ..... 1119  
' , '/2 ..... 142  
'<-' /1 ..... 617  
'<-' /2 ..... 617  
'bf/af' ..... 618  
'bf/bfall' ..... 617, 618  
'persdb/ll' ..... 756, 757

### \*

\* /2 ..... 187  
\*\* /2 ..... 187  
\*/2 ..... 391

### ,

,/2 ..... 127

### -

- /1 ..... 187  
- /2 ..... 187  
-- /1 ..... 187  
--/1 ..... 537, 540  
-->/2 ..... 267, 425  
-/1 ..... 413, 415, 540, 589  
-/2 ..... 330, 413, 414, 415, 416, 589, 590  
->/2 ..... 127, 128

### .

./2 ..... 573  
.&./2 ..... 1004  
./2 ..... 996, 1004  
./2 ..... 51, 53  
./my\_program -file input.txt -file input2.txt  
--output\_file out.txt -create-dir --decode  
--unsorte ..... 433  
.=./2 ..... 621, 625, 1004  
.=<./2 ..... 621, 625, 1004  
.> ..... 623  
.>./2 ..... 621, 625, 1004  
.>=./2 ..... 621, 625, 1004  
.<./2 ..... 621, 625, 1004  
.<>./2 ..... 621, 625, 1004  
.ciaorc ..... 31, 32, 36, 37, 49  
.emacs ..... 32, 37, 96, 114, 115, 797  
.tar files ..... 81

### /

/ /2 ..... 187  
// /2 ..... 187  
/\ /2 ..... 187  
/bin/sh ..... 351  
/bin/sh.exe ..... 43, 1135  
/etc/bashrc ..... 1130, 1133  
/etc/csh.cshrc ..... 1130, 1133  
/etc/csh.login ..... 1130, 1133  
/etc/skel ..... 1130, 1133  
/usr/share/emacs/.../lisp/site-init.pl... 1130,  
1133

:	[
:~/2 ..... 630	['-file', 'input.txt', '-file', 'input2.txt',
:- index p(?,...,+,...?) ..... 555	'--output_file', 'out.txt', '-create-dir',
:- index p(+,?,...?) ..... 555	'--decode', '--unsorte'] ..... 433
:~/2 ..... 380, 525, 613, 614, 699	
:= /2 ..... 572	
:=/1 ..... 630	/2 ..... 571
:=/2 ..... 630	/2 ..... 127, 267, 425
~/1 ..... 630	
~/2 ..... 630, 632	~
	~/1 ..... 571
;	~/bashrc ..... 30, 1130, 1132
;/2 ..... 127	~/ciaorc ..... 247
	~/cshrc ..... 29, 1129, 1132
	~/emacs ..... 30, 1130, 1132, 1140
=	
=~/2 ..... 13, 159, 162	+
=/2 ..... 159	+/1 ..... 187
:=/2 ..... 181, 185	+/2 ..... 187
==/2 ..... 165, 827	+/1 ..... 390, 413, 415, 589
~/1 ..... 1093	+/2 ..... 390, 413, 415, 416, 589, 590
=>/1 ..... 630	++ /1 ..... 187
=>/2 ..... 380, 565, 699	++ /2 ..... 573
=>/4 ..... 630, 633	
=~/2 ..... 181, 186	>
=</2 ..... 181, 184	>/2 ..... 181, 184
	>=/2 ..... 181, 185
?	>> /2 ..... 187
? /2 ..... 571	~
~/1 ..... 413, 415, 589	~/1 ..... 572
?/2 ..... 413, 414, 415, 417, 589, 590	~/2 ..... 248, 269, 270, 272, 516
?=/2 ..... 585	~/1 ..... 573
?~/2 ..... 585	
@	\
@/1 ..... 413, 415, 589	\ /1 ..... 187
@/2 ..... 413, 414, 415, 417, 589, 590	\ /2 ..... 187
@=</2 ..... 165, 167	\=/2 ..... 159
@>/2 ..... 165, 167	\==/2 ..... 165, 166
@>=/2 ..... 165, 168	\+/1 ..... 127, 128
@</2 ..... 165, 166	

## &lt;

<#/2 ..... 630  
 <-/1 ..... 525, 618  
 <-/2 ..... 525, 618, 699  
 </2 ..... 181, 183  
 <=/2 ..... 525  
 << /2 ..... 187  
 <v>libroot</v>/ciao/DOTcshrc ..... 1134

## A

A. Ciepielewski ..... 57, 67  
 a\_string/1 ..... 678  
 abolish/1 ..... 249, 275, 278  
 abort ..... 64  
 abort/0 ..... 209, 211  
 abs/1 ..... 187  
 absolute\_file\_name/2 ..... 191, 196, 341  
 absolute\_file\_name/7 ..... 191, 197  
 abstract methods ..... 644  
 acceptable modes ..... 390  
 accepted\_type/2 ..... 769  
 access\_benchmark\_data/8 ..... 430  
 ACCLAIM ..... 10  
 acknowledgments ..... 9  
 acrobat reader ..... 32, 37  
 active module ..... 44, 54, 607  
 active modules ..... 9, 551  
 active object ..... 607  
 activemod ..... 98  
 actmods ..... 607  
 acyclic\_term/1 ..... 493  
 add\_after/4 ..... 321, 328, 817  
 add\_assoc/4 ..... 807, 813  
 add\_before/4 ..... 321, 329, 817, 818  
 add\_clause\_trans/2 ..... 227  
 add\_edges/3 ..... 827, 828  
 add\_environment\_whitespace/3 ..... 1073, 1079  
 add\_goal\_trans/1 ..... 227  
 add\_goal\_trans/2 ..... 227  
 add\_indentation/3 ..... 1073, 1080  
 add\_lines/4 ..... 229, 232  
 add\_name\_value/2 ..... 531, 533  
 add\_prefix/3 ..... 537, 539  
 add\_sentence\_trans/1 ..... 225, 226, 227  
 add\_sentence\_trans/2 ..... 226  
 add\_suffix/3 ..... 537, 539

add\_term\_trans/1 ..... 227  
 add\_term\_trans/2 ..... 226  
 add\_vertices/3 ..... 827, 828  
 add\_vpath/1 ..... 531, 534  
 add\_vpath\_mode/3 ..... 531, 534  
 addmodule and pred(N) meta-arguments ..... 641  
 address/1 ..... 687, 688  
 agent ..... 613  
 aggr/1 ..... 630  
 aggregates ... 247, 248, 249, 267, 269, 425, 430, 515,  
 531, 695, 701, 711, 756, 1027, 1029, 1031, 1043,  
 1061, 1065, 1071, 1073, 1113  
 aggregation predicates ..... 272  
 alias\_file/1 ..... 471, 472  
 all\_different/1 ..... 997, 1000  
 all\_values/2 ..... 531, 532  
 Amadeo Casas ..... 571, 1015  
 AMOS ..... 10  
 analyzer output ..... 387  
 ancestors ..... 63  
 andorra ..... 585  
 Angel Fernandez Pineda ... 467, 501, 505, 635, 641,  
 653, 659, 665, 1019  
 Anil Nair ..... 555  
 Anne Mulkers ..... 10  
 answer variable ..... 50  
 any\_term/1 ..... 687, 688  
 append/2 ..... 22, 437  
 append/3 ..... 247, 321, 322  
 apply\_vpath\_mode/4 ..... 531, 535  
 apropos/1 ..... 501, 503  
 apropos\_spec/1 ..... 504  
 aref/3 ..... 805  
 arefa/3 ..... 805  
 aref1/3 ..... 805, 806  
 arg/2 ..... 485, 486  
 arg/3 ..... 159, 160  
 arg\_expander/6 ..... 505, 506  
 argnames ..... 565, 699, 701  
 argnames/1 ..... 565, 566, 699  
 argspec/1 ..... 557  
 arithexpression/1 ..... 181, 187  
 arithm\_average/2 ..... 430, 432  
 arithmetic ..... 181, 381  
 array\_to\_list/2 ..... 805, 806  
 arrays ..... 805  
 Arsen Kostenko ... 939, 941, 947, 949, 951, 953, 965,  
 969, 973, 983, 987, 991

ASAP .....	10	assertions_props .....	389
asbody_to_conj/2 .....	479, 482	assertz/1 .....	250, 275, 276
ASCII code .....	188	assertz/2 .....	250, 275, 276, 280
aset/4 .....	805, 806	assertz_fact/1 .....	219, 220, 753, 756, 757, 765
ask/2 .....	489	assertz_fact/2 .....	219, 220
assert/1 .....	250, 275, 276	assoc .....	807
assert/2 .....	250, 275, 277	assoc_to_list/2 .....	807
assert_body_type/1 .....	479, 482	assrt_body/1 .....	380, 389
asserta/1 .....	250, 275	assrt_status/1 .....	389, 393
asserta/2 .....	250, 275, 276, 280	assrt_type/1 .....	389, 394
asserta_fact/1 .....	219, 220, 753, 756, 757, 765	assrt_write .....	499
asserta_fact/2 .....	219, 220	at_least_one/4 .....	1073
assertion body syntax .....	389, 392, 393	at_least_one/5 .....	1073, 1074
assertion language .....	3	atan/1 .....	188
<i>assertion language</i> .....	6	atm/1 .....	18, 133, 136, 941, 942, 943, 944, 945
assertion language .....	102	atm_or_atm_list/1 .....	133, 144
assertion normalizer .....	75	atm_or_int/1 .....	191, 199
assertion status .....	381, 382, 383, 385	atom/1 .....	18, 151, 153
assertions ....	51, 67, 79, 93, 95, 103, 119, 125, 127,	atom_chars/2 .....	254, 297
131, 133, 151, 159, 165, 171, 181, 191, 201, 209,		atom_codes/2 .....	171, 172
214, 219, 225, 229, 234, 235, 237, 241, 245, 247,		atom_concat/2 .....	18, 485, 486
267, 269, 275, 281, 285, 293, 297, 303, 305, 311,		atom_concat/3 .....	171, 177
313, 315, 321, 335, 337, 339, 341, 363, 369, 371,		atom_length/2 .....	171, 177
373, 375, 379, 380, 389, 397, 399, 413, 415, 420,		atom_lock_state/2 .....	509, 513
422, 425, 430, 433, 437, 439, 441, 445, 449, 455,		atom_number/2 .....	171, 174
457, 461, 463, 465, 467, 471, 473, 477, 479, 485,		atom_number/3 .....	171, 176
489, 491, 493, 495, 499, 501, 505, 509, 515, 517,		atom_or_str/1 .....	467, 469
523, 525, 531, 537, 554, 556, 559, 561, 565, 574,		atomic/1 .....	151, 155
583, 585, 589, 593, 595, 597, 599, 601, 604, 609,		atomic_basic .....	171
613, 618, 620, 621, 625, 630, 641, 653, 659, 665,		atomic_basic:number_codes/2 .....	18
685, 687, 693, 695, 699, 701, 711, 718, 723, 727,		AtomName/Arity .....	435
729, 739, 741, 749, 756, 763, 765, 769, 773, 775,		attach_attribute/2 .....	237
782, 789, 793, 798, 801, 805, 807, 815, 817, 819,		attr .....	233, 235, 237, 997
821, 823, 827, 831, 833, 835, 837, 839, 843, 854,		attr/attr_rt .....	997
859, 861, 863, 867, 873, 877, 881, 886, 895, 903,		attr_rt .....	233, 235
907, 911, 913, 915, 917, 921, 929, 941, 947, 949,		attr_rt:attribute_goals/4 .....	997, 1001
951, 953, 965, 969, 973, 983, 987, 991, 996, 997,		attr_rt:unify_hook/3 .....	997, 1001
1004, 1009, 1011, 1017, 1019, 1021, 1023, 1027,		attribute .....	642
1029, 1031, 1035, 1037, 1039, 1041, 1043, 1045,		attributed variables .....	233, 237
1057, 1061, 1065, 1071, 1073, 1087, 1089, 1093,		attributes .....	163, 233, 237
1097, 1101, 1107, 1113, 1118		attributes/1 .....	885, 886, 892, 895
assertions/assertions_props .....	380, 397, 499	attvar/1 .....	235
assertions/assrt_lib .....	499, 695	attvarset/2 .....	235, 236
assertions/c_itf_props .....	79	Austrian Research Institute for AI .....	10
assertions/doc_props .....	315	auto-documenter command args, setting .....	107
assertions/native_props ..	127, 133, 151, 159, 165,	auto-documenter command, setting .....	107
171, 181, 201, 229, 269, 285, 321, 467, 485, 515,		auto-documenter default format, setting ....	106
556, 561		auto-documenter lib path, setting .....	107

auto-documenter working dir, setting..... 106  
 auto-fill..... 95  
 auto-indentation..... 95  
 axis\_limit/1..... 867, 868, 870, 874

## B

backup file..... 754  
 backup\_file/1..... 537, 545  
 bagof/3..... 249, 269, 270, 515, 516  
 baktrak1/1..... 427  
 baktrak2/1..... 427  
 barchart1/10..... 878  
 barchart1/7..... 854, 867  
 barchart1/8..... 877  
 barchart1/9..... 854, 867, 868  
 barchart2/10..... 882  
 barchart2/11..... 854, 873, 874  
 barchart2/7..... 854, 873  
 barchart2/8..... 881  
 barchart3/7..... 854, 877  
 barchart3/9..... 854, 877, 878  
 barchart4/11..... 855, 881, 882  
 barchart4/7..... 855, 881  
 basename/2..... 467, 469  
 bash..... 30, 42, 43, 115, 1130, 1132, 1135  
 basic\_props..... 133  
 basic\_props.pl..... 419  
 basic\_props:filter/2..... 18  
 basic\_props:num\_code/1..... 18  
 basic\_props:regtype/1..... 395  
 basiccontrol..... 127  
 basiccontrol:fail/0..... 18  
 basicmodes... 415, 430, 433, 455, 457, 509, 517, 561,  
     659, 695, 749, 807, 823, 837, 839, 843, 929  
 basictypes..... 769  
 benchmark/6..... 1107, 1108  
 benchmark\_usage/1..... 430, 431  
 benchmark2/6..... 1107, 1109, 1110  
 benchmarks/benchmark\_utilities..... 430  
 benchmarks/boresea..... 430  
 benchmarks/choice..... 430  
 benchmarks/cut..... 430  
 benchmarks/deref..... 430  
 benchmarks/envir..... 430  
 benchmarks/index..... 430  
 benchmarks/results..... 430  
 benchmarks/small\_programs..... 430

benchmarks/unif..... 430  
 between..... 247, 255, 303, 339  
 between/3..... 255, 339  
 BeyondInstall..... 1143  
 bf..... 617, 620  
 binary directory..... 1131  
 bind\_ins/1..... 133, 149  
 bind\_socket/3..... 517, 518  
 bind\_socket\_interface/1..... 793  
 block..... 599  
 block/1..... 599  
 bltclass..... 859  
 bltwish\_interp/1..... 859, 860  
 body/1..... 496  
 body\_expander/6..... 505, 506  
 body2list/2..... 479, 482  
 bold\_message/1..... 531, 534  
 bold\_message/2..... 531, 534  
 bolder\_message/1..... 531, 534  
 bolder\_message/2..... 531, 534  
 bound/1..... 1057  
 bound\_double/1..... 1057  
 boundary..... 1027  
 boundary\_check/3..... 1027  
 boundary\_rotation\_first/2..... 1027  
 boundary\_rotation\_last/2..... 1027, 1028  
 bounds/3..... 1004, 1008  
 box-type debugger..... 57  
 breadth first execution..... 620  
 breadth-first execution..... 9, 551  
 breakpoints..... 59  
 breakpoints..... 57, 100  
 breakpt/6..... 58, 59, 67  
 Bristol University..... 10  
 browse/2..... 501, 502  
 buffer..... 96  
 bugs, reporting..... 1144  
 build\_foreign\_interface..... 695  
 build\_foreign\_interface/1..... 695, 696  
 build\_foreign\_interface\_explicit\_decls/1.. 696  
 build\_foreign\_interface\_explicit\_decls/2.. 695,  
     696  
 build\_foreign\_interface\_object/1..... 695, 696  
 building standalone distributions..... 81  
 builtin directives..... 131, 225  
 builtin modules..... 119  
 builtin\_directives..... 131  
 byrd-box model..... 100



byte/1 ..... 687  
 byte\_list/1 ..... 670, 687, 688, 933  
 bytecode object files ..... 1131

## C

C ..... 1131  
 C/3 ..... 159, 163  
 c:/emac ..... 1140  
 c\_assrt\_body/1 ..... 389, 392  
 c\_errno/1 ..... 260, 341, 345, 550  
 c\_itf ..... 505  
 c\_itf\_internal ..... 454  
 c\_itf\_props:moddesc/1 ..... 18  
 cache ..... 763  
 call/1 ..... 303, 392, 559, 765, 766  
 call/2 ..... 122, 559  
 call/N ..... 283, 313, 559  
 call\_graph/2 ..... 79  
 call\_in\_module/2 ..... 64, 67  
 call\_rtc/1 ..... 420  
 call\_unknown/1 ..... 531, 532  
 callable/1 ..... 133, 139  
 callgraph ..... 79  
 Calling emacs ..... 9, 667  
 calls assertion ..... 381, 382  
 calls/1 ..... 380, 381, 382, 384  
 calls/2 ..... 380, 381  
 canonic\_html\_term/1 ..... 741, 742, 743  
 canonic\_xml\_item/1 ..... 1121  
 canonic\_xml\_query/1 ..... 1121  
 canonic\_xml\_subquery/1 ..... 1121  
 canonic\_xml\_term/1 ..... 741, 742, 743, 1121  
 case\_insensitive\_match/2 ..... 821, 822  
 cat/2 ..... 537, 542  
 cat\_append/2 ..... 537, 543  
 catch/3 ..... 11, 209, 210  
 cd/1 ..... 31, 36, 258, 341, 350, 548  
 ceiling/1 ..... 187  
 cell\_value/1 ..... 908, 909  
 certainty factor ..... 1019  
 CGI ..... 727, 729  
 CGI executables ..... 71  
 change, author ..... 103  
 change, comment ..... 103  
 changelog ..... 95  
 changelog entry ..... 103  
 changing the executables used ..... 106

char\_code/2 ..... 254, 297  
 char\_codes/2 ..... 253, 297, 298  
 char\_conversion/2 ..... 225  
 character string ..... 379  
 character\_code/1 ..... 133, 143  
 character\_count/2 ..... 191, 194  
 chartlib ..... 849  
 chartlib/bltclass .... 861, 867, 873, 877, 881, 886,  
 895, 903, 907, 911, 913, 915  
 chartlib/chartlib\_errhandle ..... 854  
 chartlib/color\_pattern ... 867, 873, 877, 881, 886,  
 895, 903  
 chartlib/genbar1 ..... 854, 873, 877, 881, 886, 895,  
 903, 907, 911, 913, 915  
 chartlib/genbar2 ..... 854  
 chartlib/genbar3 ..... 854  
 chartlib/genbar4 ..... 854  
 chartlib/gengraph1 ..... 854, 895  
 chartlib/gengraph2 ..... 854  
 chartlib/genmultibar ..... 854  
 chartlib/install\_utils ... 861, 867, 873, 877, 881,  
 886, 895, 903, 907, 911, 913, 915  
 chartlib/table\_widget1 ..... 854, 911, 913, 915  
 chartlib/table\_widget2 ..... 854  
 chartlib/table\_widget3 ..... 854  
 chartlib/table\_widget4 ..... 854  
 chartlib/test\_format ..... 867, 873, 877, 881, 886,  
 895, 903, 907, 911, 913, 915  
 chartlib\_errhandle ..... 857, 861  
 chartlib\_text\_error\_protect/1 ..... 857, 861, 917  
 chartlib\_visual\_error\_protect/1 ..... 857, 861  
 check assertion ..... 386  
 Check(X) ..... 406  
 check/1 ..... 380, 386, 387  
 check\_sublist/4 ..... 917, 918  
 check\_var\_exists/1 ..... 531, 533  
 checking the assertions ..... 102  
 children\_nodes/1 ..... 1027, 1028  
 chmod/2 ..... 256, 341, 357, 546  
 chmod/3 ..... 256, 341, 357, 546  
 choice\_point/1 ..... 427  
 choose\_free\_var/2 ..... 1004, 1006  
 choose\_value/2 ..... 1004, 1006  
 choose\_var/3 ..... 1004, 1005  
 choose\_var\_nd/2 ..... 1004, 1006  
 Christian Holzbauer ..... 10  
 Christian Holzbaur ..... 233, 235, 237, 621, 625  
 ciao ..... 29, 32, 37, 108, 115, 1131, 1133, 1139

- Ciao auto-documenter ..... 95
- Ciao basic builtins ..... 8, 117
- Ciao engine ..... 10, 42, 43
- Ciao engine builtins ..... 199
- Ciao mode version ..... 107
- Ciao preprocessor ..... 10, 95, 102
- Ciao Prolog ..... 433
- Ciao scripts ..... 1131
- Ciao shell ..... 1131
- Ciao top-level ..... 95
- ciao, global description ..... 3
- Ciao, why this name ..... 5
- ciao-mode-init ..... 1132
- ciao-shell ..... 29, 71, 93, 1131, 1133
- ciao-users ..... 1143
- ciao.el ..... 1132
- ciao.reg ..... 1141, 1142
- ciao\_c\_headers\_dir/1 ..... 241, 243
- ciao\_flag/3 ..... 214, 216
- ciao\_lib\_dir/1 ..... 241, 243, 244
- ciaoc ..... 29, 31, 36, 41, 43, 45, 93, 131, 1130, 1131, 1133, 1136
- ciaoc.bat ..... 41
- ciaolibdir/1 ..... 241, 244
- CiaoMode ..... 95
- ciaopaths ..... 425
- ciaopp .. 1, 7, 10, 15, 23, 39, 44, 57, 95, 102, 108, 399
- CiaoPP ..... 671
- ciaosh ..... 7, 29, 35, 39, 49, 93, 95, 501, 1133, 1136, 1140
- ciaosh.cpx ..... 1139
- cl\_option/2 ..... 433, 435
- class ..... 641
- class constructor ..... 659
- class instances ..... 659
- class\_doc ..... 665
- class\_name/1 ..... 659, 663
- class\_source/1 ..... 659, 663
- Claudio Ochoa ..... 1009
- Claudio Vaucheret ..... 585, 619, 629
- clause/1 ..... 496
- clause/2 ..... 18, 249, 275, 278
- clause/3 ..... 249
- clauses/1 ..... 496
- clean\_imperative\_guard/2 ..... 706
- clearerr/1 ..... 191, 195
- client installation ..... 1141
- client.bat ..... 1141
- CLIP group ..... 9
- clique/1 ..... 399
- clique\_1/1 ..... 399, 400
- clockfreq\_option/1 ..... 261, 363, 367
- clockfreq\_result/1 ..... 262, 363, 365
- close/1 ..... 191, 193, 351
- close/2 ..... 305
- close\_client/0 ..... 801
- close\_DEF/5 ..... 1045, 1053
- close\_EXTERNPROTO/6 ..... 1045, 1053
- close\_file/1 ..... 262, 369, 370
- close\_input/1 ..... 439
- close\_node/5 ..... 1045, 1051
- close\_nodeGut/4 ..... 1045, 1051
- close\_output/1 ..... 439, 440
- close\_predicate/1 ..... 219, 223
- close\_PROTO/6 ..... 1045, 1052
- close\_Script/5 ..... 1045, 1054
- closed ..... 221, 222, 223
- clp\_entailed/1 ..... 623
- clp\_meta/1 ..... 623
- clpfd ..... 993, 997, 1003
- clpfd(clpfd\_debug) ..... 997
- clpfd(clpfd\_options) ..... 997
- clpfd/clpfd\_debug\_rt ..... 997
- clpfd/clpfd\_rt ..... 996
- clpfd/fd\_constraints ..... 997
- clpfd/fd\_labeling ..... 997
- clpfd/fd\_optim ..... 997
- clpfd/fd\_term ..... 997
- clpfd\_doc ..... 997
- clpfd\_rt ..... 993, 997
- clpq ..... 580, 621
- clpr ..... 625
- clterm/1 ..... 496
- CM ..... 10
- code\_class/2 ..... 201, 202, 205
- collect\_singletons/2 ..... 437
- color/1 ..... 863, 892
- color/2 ..... 863, 864
- color\_pattern ..... 863
- coloring, syntax ..... 95
- combine\_attributes/2 ..... 237, 238, 239
- command ..... 64
- comment assertion ..... 386
- comment string ..... 390, 392, 393
- comment/2 ..... 103, 380, 386
- comments, machine readable ..... 379

comp assertion .....	383	connect_to_socket/3 .....	517, 518
comp/1 .....	380, 383, 393	connect_to_socket_type/4 .....	517, 518, 521
comp/2 .....	380, 383	consistent_hash/2 .....	969, 970
comparator/1 .....	165, 169	const_head/1 .....	159, 164
compare/3 .....	165, 168, 516	constant/1 .....	133, 138
compare_benchmark/7 .....	1107, 1108	constraint logic programming .....	9, 551
compare_benchmark2/7 .....	1107, 1109	constraint/1 .....	399, 400
compat/1 .....	399, 400	constructor .....	645
compat/2 .....	133, 145	constructor/0 .....	641, 645
compatibility properties .....	395	constructor/1 .....	659, 662
compatible .....	389	consult/1 .....	31, 36, 51, 53, 107
compile/1 .....	31, 36, 51, 53, 107	contains_ro/2 .....	321, 330
compiler .....	248, 337, 1130	contains1/2 .....	321, 330
compiler, standalone .....	41	Context-sensitive .....	30, 36
compiler/c_itf .....	51, 505, 695	continue/3 .....	1087
compiler/c_itf_internal .....	337, 449	contributed libraries .....	9, 847
compiler/compiler .....	51, 247, 531, 659, 789	control .....	595
compiler/engine_path .....	695	convert_atoms_to_string/2 .....	1061
compiler/exemaker .....	51, 337	convert_permissions/2 .....	537, 544
compiler_and_opts/2 .....	693	convert_permissions/4 .....	537, 544
compiling .....	97, 98	copy_args/3 .....	485, 486
compiling programs .....	30, 31, 36, 37	copy_extract_attr/3 .....	19
compiling, from command line .....	41	copy_extract_attr_nc/3 .....	19
compiling, Win32 .....	1135	copy_file/2 .....	12, 260, 341, 345, 550
complete proof procedure .....	619	copy_file/3 .....	12, 259, 341, 345, 538, 549
complete_dict/3 .....	843, 844	copy_files/2 .....	537, 538
complete_vars_dict/3 .....	843, 844	copy_files/3 .....	537, 538
complex argument property .....	389, 391, 392, 393	copy_files_nofail/3 .....	537, 538
complex goal property .....	390, 391, 393	copy_stdout/1 .....	473
complex_arg_property/1 .....	389, 390, 392, 393	copy_term/2 .....	159, 162, 163, 493
complex_goal_property/1 .....	389, 390, 391, 393	copy_term/3 .....	235, 236
compound/1 .....	254, 303	copy_term_nat/2 .....	159, 163
computational cost .....	102	core/1 .....	726
conc_aggregates .....	515	correct_commenting/4 .....	1073, 1076
concurrency .....	509	cos/1 .....	188
concurrency/concurrency .. 782, 789, 793, 949, 951, 983		cost/3 .....	1107, 1110
concurrent .....	221, 222, 514	counters .....	765, 815
concurrent attribute .....	643	covered/1 .....	399, 400
concurrent predicate .....	219, 223, 224	covered/2 .....	399, 401
concurrent predicates .....	219	cp_name_value/2 .....	531, 533
concurrent updates .....	753	create/2 .....	756, 759
concurrent/1 .....	219, 224, 509, 513, 514, 641, 643	create_dict/2 .....	843
condcomp .....	235, 245, 775, 997	create_dictionaries/1 .....	1031
configuration file .....	85	create_directed_field/5 .....	1073, 1076
conj_disj_type/1 .....	479, 482	create_environment/4 .....	1073, 1078
conj_to_list/2 .....	479, 480	create_field/3 .....	1073, 1075
conj_to_llist/2 .....	479, 481	create_field/4 .....	1073, 1075
		create_field/5 .....	1073, 1075

- create\_from\_list/2..... 921
  - create\_mutable/2..... 597
  - create\_node/3..... 1073, 1074
  - create\_parse\_structure/1..... 1073, 1077
  - create\_parse\_structure/2..... 1073, 1077
  - create\_parse\_structure/3..... 1073, 1077
  - create\_pretty\_dict/2..... 843
  - create\_proto\_element/3..... 1065
  - creating executables..... 97
  - creep..... 62
  - cross\_product/2..... 22, 321, 333
  - csch..... 29, 115, 1129, 1132
  - csch-compatible shell..... 29, 1129, 1132
  - ctrlc\_clean/1..... 461
  - ctrlcclean..... 461, 695
  - ctrlcclean/0..... 461
  - CUBICO..... 10
  - current input..... 282
  - current input stream..... 193
  - current output stream..... 193, 194
  - current\_atom/1..... 261, 363, 367
  - current\_ciao\_flag/2..... 214, 216
  - current\_env/2..... 260, 341, 344, 550
  - current\_executable/1..... 258, 341, 348, 548
  - current\_fact/1..... 219, 220, 221, 222, 765, 766
  - current\_fact/2..... 219, 221
  - current\_fact\_nb/1..... 219, 222
  - current\_heap\_limit/1..... 261
  - current\_host/1..... 259, 341, 348, 549
  - current\_infixop/4..... 293, 294
  - current\_input/1..... 191, 193, 194
  - current\_key/2..... 263, 371, 372
  - current\_module/1..... 241, 243
  - current\_op/3..... 247, 293, 294, 295
  - current\_output/1..... 191, 194
  - current\_postfixop/3..... 293, 295
  - current\_predicate/1..... 249, 275, 278
  - current\_predicate/2..... 249, 275, 279
  - current\_prefixop/3..... 293, 294
  - current\_prolog\_flag/2..... 214
  - current\_stream/3..... 191, 195
  - customize..... 96, 106
  - cuttest/1..... 429
  - cyclic\_term/1..... 159, 163, 493, 494
  - cyclic\_terms..... 267, 425, 493, 1027, 1029, 1031, 1043, 1061, 1065, 1071, 1073
  - cyg2win/3..... 255, 341, 360, 545
  - Cygnus Win32..... 1135
  - Cygwin..... 20
- ## D
- D.H.D. Warren..... 10
  - D.L. Bowen..... 10
  - Daniel Cabeza... 9, 41, 49, 57, 67, 71, 77, 81, 93, 95, 115, 119, 125, 127, 131, 133, 151, 159, 165, 181, 191, 201, 213, 219, 225, 229, 233, 235, 237, 241, 247, 269, 275, 281, 285, 293, 297, 303, 341, 363, 375, 413, 445, 457, 465, 467, 477, 493, 517, 559, 561, 565, 571, 595, 601, 607, 617, 621, 625, 727, 729, 739, 741, 753, 837, 1129, 1139, 1143
  - data..... 279
  - data declaration..... 219
  - data file..... 754
  - data predicate..... 219, 220, 221, 222, 223, 224
  - data/1... 219, 224, 249, 275, 279, 565, 641, 642, 643, 648, 754
  - data\_facts..... 219
  - data\_facts:asserta\_fact/1..... 765
  - data\_facts:assertz\_fact/1..... 765
  - data\_facts:current\_fact/1..... 766
  - data\_facts:retract\_fact/1..... 766
  - database initialization..... 758
  - datetime/1..... 260, 341, 342, 550
  - datetime/9..... 260, 341, 342, 550
  - datetime\_atom/1..... 537, 543
  - datetime\_atom/2..... 537, 543
  - datetime\_string/1..... 537, 543
  - datetime\_string/2..... 537, 543
  - datetime\_struct/1..... 260, 341, 344, 550
  - datetime\_to\_string/2..... 537, 543
  - David H.D. Warren..... 269, 515
  - David Trallero..... 115
  - David Trallero Mena..... 921, 1011, 1101, 1107
  - davinci..... 711
  - davinci/0..... 711
  - davinci\_command/1..... 713
  - davinci\_get/1..... 711
  - davinci\_get\_all/1..... 711
  - davinci\_lgraph/1..... 711, 712
  - davinci\_put/1..... 711, 712
  - davinci\_quit/0..... 711, 712
  - davinci\_ugraph/1..... 711, 712
  - dbId/2..... 773
  - dcg... 67, 233, 235, 267, 285, 309, 313, 315, 389, 425, 445, 465, 561, 695, 729, 739, 749, 769, 775, 821,

997, 1027, 1029, 1031, 1039, 1041, 1043, 1045, 1061, 1065, 1071, 1073, 1087, 1089, 1097, 1113	
dcg/dcg_phrase .....	309
dcg_phrase .....	313
ddlist .....	921
ddlist/1 .....	921, 925
ddlist_member/2 .....	921, 925
debug .....	58
debug (interpreted) mode .....	57
debug options .....	62
debug/0 .....	58, 67
debug/1 .....	229, 230, 231
debug_goal/2 .....	449, 452
debug_goal/3 .....	449, 453
debug_message/1 .....	449, 452
debug_message/2 .....	449, 452
debug_module/1 .....	58, 67
debug_module_source/1 .....	58, 68
debugger .....	57, 58, 67
debugger/debugger .....	51, 127
debugger/debugger_lib .....	67
debugger_lib .....	67, 68, 69
debugging .....	63, 100
debugging tools .....	57
debugging, source-level .....	95, 100
debugging/0 .....	68
debugpred .....	997
debugrtc/0 .....	68
dec_indentation/2 .....	1073, 1080
dec10_io .....	247, 262, 263, 369, 430
decl assertion .....	385
decl/1 .....	380, 385, 389
decl/2 .....	380, 385
declarations, user defined .....	131
decompose_field/3 .....	1045, 1054
DECsystem-10 Prolog User's Manual .....	10
deductive database .....	753
default .....	775
default constructor .....	656, 660
default_for_ciaosh .....	49
default_predicates .....	247, 775
define_flag .....	67, 214, 281, 285, 341, 729, 1097
define_flag/3 .....	67, 69, 214, 218, 281, 283, 285, 290, 341, 360, 729, 737, 1097, 1100
del_assoc/4 .....	807, 813
del_attr_local/1 .....	235, 236
del_dir_if_empty/1 .....	537
del_edges/3 .....	827, 828
del_endings_nofail/2 .....	537, 540
del_env/1 .....	260, 341, 345, 550
del_file_nofail/1 .....	537, 540
del_file_nofail/2 .....	537, 540
del_files_nofail/1 .....	537, 540
del_global/1 .....	583
del_max_assoc/4 .....	807, 814
del_min_assoc/4 .....	807, 814
del_name_value/1 .....	531, 533
del_vertices/3 .....	827, 828
delaying predicate execution .....	8, 551
delete/1 .....	723, 726
delete/2 .....	921, 923
delete/3 .....	247, 321, 325, 817, 818
delete_after/2 .....	921, 924
delete_directory/1 .....	256, 341, 358, 546
delete_file/1 .....	256, 341, 358, 546
delete_files/1 .....	537, 541
delete_non_ground/3 .....	22, 321, 325
delete_on_ctrlc/2 .....	461
delete_top/2 .....	921, 923
demo_requester/1 .....	929, 937
demo_requester/2 .....	929, 937
demo_responder/0 .....	929, 937
dependent files .....	81
deprecated/1 .....	133, 146
depth first iterative deepening .....	619
depth limit .....	619
derived_from/2 .....	659, 661
describe/1 .....	501, 503
destroy/1 .....	659, 662
destructor .....	646
destructor/0 .....	641, 646
det_hook .....	589
det_hook/det_hook_rt .....	589
det_hook_rt .....	593
det_try/3 .....	593
detach_attribute/1 .....	237, 238
detcond/1 .....	585, 586
determinacy .....	102
determinate goal .....	585
determinate/2 .....	585
development environment ..	32, 37, 1130, 1133, 1139
dgraph/1 .....	823
dgraph_to_ugraph/2 .....	823
dht/dht_config .....	947, 949, 951, 953, 969, 973
dht/dht_logic .....	949, 951
dht/dht_logic_misc .....	947, 949, 953

dht/dht\_misc ..... 941, 949, 951, 973  
dht/dht\_routing ..... 953  
dht/dht\_rpr ..... 953  
dht/dht\_s2c ..... 947  
dht/dht\_s2s ..... 947  
dht/dht\_storage ..... 953  
dht\_check\_predecessor ..... 954  
dht\_check\_predecessor/1 ..... 953, 954  
dht\_client ..... 941  
dht\_closest\_preceding\_finger/2 ..... 953, 955  
dht\_config ..... 987  
dht\_config.pl ..... 947, 949, 951, 969  
dht\_connect/2 ..... 941, 942, 943  
dht\_connect/3 ..... 941  
dht\_connection/2 ..... 941, 942, 943, 944, 945  
dht\_consult/4 ..... 942, 943  
dht\_consult\_b/2 ..... 983, 984  
dht\_consult\_b/4 ..... 941, 942  
dht\_consult\_nb/2 ..... 983, 985  
dht\_consult\_nb/4 ..... 941, 942  
dht\_consult\_server\_b/3 ..... 953, 958, 961, 962  
dht\_consult\_server\_nb/3 ..... 953, 959, 960  
dht\_disconnect/1 ..... 941, 942  
dht\_extract\_b/2 ..... 983, 984  
dht\_extract\_b/4 ..... 941, 943  
dht\_extract\_from\_server\_b/3 ..... 953, 960, 961  
dht\_extract\_from\_server\_nb/3 ..... 953, 962  
dht\_extract\_nb/2 ..... 983, 984, 985  
dht\_extract\_nb/4 ..... 941, 943  
dht\_find\_and\_\*/2 ..... 958, 959, 963  
dht\_find\_and\_consult/2 ..... 959, 960, 961, 962  
dht\_find\_and\_consult\_b/2 ..... 953, 958  
dht\_find\_and\_consult\_nb/2 ..... 953, 959  
dht\_find\_and\_extract/2 ..... 961, 962  
dht\_find\_and\_extract\_b/2 ..... 953, 960  
dht\_find\_and\_extract\_nb/2 ..... 953, 962  
dht\_find\_and\_store ..... 963  
dht\_find\_and\_store/2 ..... 953, 963  
dht\_find\_predecessor/2 ..... 953, 955, 956  
dht\_find\_successor/2 ..... 953, 956  
dht\_finger/1 ..... 954  
dht\_finger/2 ..... 953, 954  
dht\_finger\_start/2 ..... 965, 966  
dht\_finger\_table/2 ..... 965  
dht\_fix\_fingers/0 ..... 953, 957  
dht\_hash/3 ..... 941, 944  
dht\_id\_by\_node/2 ..... 953, 958  
dht\_init/1 ..... 953  
dht\_join/1 ..... 953, 956, 957  
dht\_join/2 ..... 956  
dht\_join\_host/1 ..... 987, 988  
dht\_key\_hash ..... 986  
dht\_key\_hash/2 ..... 983, 985  
dht\_logic ..... 953  
dht\_logic.pl ..... 965, 969  
dht\_logic\_misc ..... 969  
dht\_misc ..... 991  
dht\_notify/1 ..... 953, 956, 957  
dht\_predecessor/1 ..... 965, 968  
dht\_prolog/1 ..... 947  
dht\_reset\_predecessor/0 ..... 965, 968  
dht\_routing ..... 965  
dht\_routing.pl ..... 958  
dht\_rpr ..... 973  
dht\_rpr.pl ..... 958  
dht\_rpr\_call/2 ..... 973, 977, 980  
dht\_rpr\_call/3 ..... 973, 980, 981  
dht\_rpr\_clear\_by\_node/1 ..... 973, 976  
dht\_rpr\_clear\_node ..... 976  
dht\_rpr\_compose\_id/3 ..... 973, 976  
dht\_rpr\_id\_by\_node/2 ..... 958, 973, 975  
dht\_rpr\_node/1 ..... 973, 977  
dht\_rpr\_node\_by\_id/2 ..... 973, 974, 975  
dht\_rpr\_node\_id/1 ..... 973, 975  
dht\_rpr\_register\_node/1 ..... 973  
dht\_rpr\_register\_node/2 ..... 973  
dht\_s2c ..... 949  
dht\_s2c.pl ..... 949  
dht\_s2c:dht\_s2c\_mian/0 ..... 947  
dht\_s2c\_main/0 ..... 949  
dht\_s2c\_port/1 ..... 987, 988  
dht\_s2c\_threads/1 ..... 987, 988  
dht\_s2s ..... 951  
dht\_s2s:dht\_s2s\_mian/0 ..... 947  
dht\_s2s\_main/0 ..... 951  
dht\_s2s\_port/1 ..... 987, 988  
dht\_s2s\_threads/1 ..... 987, 988  
dht\_server ..... 947  
dht\_server.pl ..... 949, 951  
dht\_server/1 ..... 947  
dht\_server\_host/1 ..... 987, 989  
dht\_server\_id/1 ..... 987, 989  
dht\_set\_finger/4 ..... 965, 967  
dht\_set\_hash\_power/1 ..... 987  
dht\_set\_join\_host/1 ..... 987, 989  
dht\_set\_predecessor/1 ..... 965, 968

dht_set_s2c_port/1.....	987, 988	dlgraph/1.....	823
dht_set_s2c_threads/1.....	987, 988	dlgraph_to_lgraph/2.....	823, 824
dht_set_s2s_port/1.....	987, 988	dlist/3.....	321, 329
dht_set_s2s_threads/1.....	987, 988	do/2.....	537, 542
dht_set_server_host/1.....	987, 989	do/3.....	537, 542
dht_set_server_id/1.....	987, 989	do/4.....	537, 541
dht_stabilize/0.....	953, 954, 956, 957	do/5.....	537, 541, 542
dht_storage.....	983	do_atmlist__popen/2.....	537, 542
dht_store/3.....	983	do_interface/1.....	695, 697
dht_store/4.....	941, 944	do_not_free/2.....	670, 687, 689
dht_store_to_server/4.....	953, 963	do_on_abolish/1.....	275, 280
dht_successor/1.....	953, 954	do_options/1.....	537, 541
dht_update_finger/2.....	965, 967	do_str/3.....	537, 542
dic_get/3.....	441, 442	do_str_without_nl/3.....	537, 542
dic_lookup/3.....	441	do_str_without_nl__popen/2.....	537, 542
dic_lookup/4.....	441, 442	doc/2.....	380, 386
dic_node/2.....	441	docstring/1.....	379, 389, 390, 392, 393, 394
dic_replace/4.....	441, 442	documentation generator.....	7, 39
dict.....	441, 457, 537	domain/3.....	997, 999
dict2varnames1/2.....	843, 844	dot_concat/2.....	531, 532
dictionary.....	1029	double_list/1.....	687
dictionary/1.....	389, 392, 441, 1057	DOVES.....	10
dictionary/5.....	441	downloading emacs.....	1133, 1139
dictionary/6.....	1029	downloading new versions.....	9, 1127
dictionary_insert/5.....	1031, 1032	downloading, latest versions.....	1143
dictionary_lookup/5.....	1031, 1032	Dragan Ivanovic.....	929
dictionary_tree.....	1031	dump/3.....	19
diff_vars/3.....	491	dump_benchmark_data/0.....	430
difference/3.....	321, 331	dump_constraints/3.....	19, 623
dir_path/2.....	259, 341, 345, 549	dvips.....	85
directives.....	131	dyn_load_cfg_module_into_make/1.....	531, 535
directory_files/2.....	257, 341, 353, 547	dynamic.....	235, 247, 249, 250, 267, 279, 425, 1027, 1029, 1031, 1043, 1061, 1065, 1071, 1073
directoryname/1.....	756, 759	dynamic predicate.....	219
DISCIPL.....	10	dynamic/1.....	249, 275, 279, 641, 643
discontiguous/1.....	131, 641	dynamic_clauses.....	275
disj_to_list/2.....	479, 481	dynamic_rt.....	275
disj_to_llist/2.....	479, 482	dynamic_search_path/1.....	51, 54
display.....	63		
display/1.....	201, 207, 229, 230, 232, 285		
display/2.....	201, 206, 207, 285		
display_list/1.....	229, 231, 232		
display_string/1.....	229, 230, 231		
display_term/1.....	229, 232		
displayq/1.....	201, 207, 229, 230		
displayq/2.....	201, 207		
distributed execution.....	607		
Distributed Programming Model.....	777		
div_times/2.....	1107, 1110		
		<b>E</b>	
		ecrc.....	427
		edges/2.....	827, 828
		edges_to_lgraph/2.....	823, 824
		edges_to_ugraph/2.....	823, 824
		EDIPIA.....	10
		Edison Mera.....	41, 57, 67, 229, 297, 399, 419, 421, 531, 561, 843, 1021

- elisp\_string/1..... 798, 799
- ELLA..... 10
- emacs.... 3, 29, 30, 32, 35, 36, 37, 38, 57, 60, 61, 62, 71, 95, 96, 97, 98, 101, 104, 105, 107, 108, 114, 797, 798, 799, 1129, 1130, 1132, 1133, 1134, 1139, 1140, 1141
- emacs Ciao mode..... 103
- emacs interface..... 7, 39, 49, 95
- emacs lisp..... 797
- emacs menu bar..... 96
- emacs mode..... 57, 72, 95, 797
- emacs mode setup..... 1132
- emacs mode, loading several..... 107
- emacs mode, setting up, Win32..... 1140
- emacs server..... 797
- emacs, download..... 1133, 1139
- emacs, intro..... 32, 37
- emacs\_edit/1..... 798
- emacs\_edit\_nowait/1..... 798
- emacs\_eval/1..... 798
- emacs\_eval\_nowait/1..... 798
- embedded debugger..... 57, 59, 108
- Emilio Jesus Gallego Arias..... 993, 997
- empty\_assoc/1..... 807
- eng\_backtrack/2..... 509, 510
- eng\_call/3..... 509, 510
- eng\_call/4..... 509, 510
- eng\_cut/1..... 509, 510
- eng\_goal\_id/1..... 509, 512
- eng\_kill/1..... 509, 511
- eng\_killothers..... 511
- eng\_killothers/0..... 509, 511
- eng\_release/1..... 509, 510, 511
- eng\_self/1..... 509, 511, 512
- eng\_status/0..... 509, 512
- eng\_wait/1..... 509, 511
- engine..... 1131
- engine directory..... 8, 117
- engine module..... 553
- Enrico Pontelli..... 10
- ensure\_loaded/1... 42, 43, 51, 52, 53, 125, 248, 337
- ensure\_loaded/2..... 337
- entry assertion..... 384
- entry/1..... 380, 384, 392
- enviroar/1..... 428
- environment variable..... 1131
- environment variable definitions..... 1129, 1132
- environment variables..... 115, 1132
- environment variables, setup..... 29
- environment/1..... 1057, 1058
- eq/3..... 701, 707
- equal\_lists/2..... 321, 332
- equalnumber/3..... 917
- equiv/2..... 133, 149
- erase/1..... 219, 224, 280
- errhandle..... 463, 695
- error term..... 214
- error(a,b)..... 421
- error/1..... 229, 230, 231
- error\_file/2..... 862
- error\_free/1..... 133, 149
- error\_message/1..... 449
- error\_message/2..... 449, 862
- error\_message/3..... 449, 450
- error\_protect/1..... 463
- error\_vrml/1..... 1035
- etags/2..... 537, 539
- etc..... 1131, 1141
- eval/1..... 133, 149
- evaluable functors..... 187
- examples..... 31, 36, 37
- examples/webbased\_server/webbased\_server.pl..... 609, 610
- exception(error(a,b))..... 421
- exception/1..... 399, 401
- exception/2..... 399, 401
- exceptions..... 209, 673
- exec('ls -lRa ../sibling\_dir', In, Out, Err)..... 352
- exec/3..... 257, 341, 352, 547
- exec/4..... 257, 341, 352, 361, 547
- exec/8..... 257, 341, 352, 353, 547
- executable..... 41
- executables..... 1131
- executables, compressed..... 44
- executables, dynamic..... 43
- executables, generating..... 31, 36
- executables, how to run..... 42
- executables, lazy load..... 44
- executables, self-contained..... 44
- executables, static..... 43
- executables, types..... 43
- execute\_permissions/2..... 537, 544
- execute\_permissions/4..... 537, 544
- execution visualizers..... 57
- exit assertion..... 384, 385



exit/1	380, 384, 385	fd_store_entity/1	1004, 1005
exit/2	380, 385	fd_subrange/1	1004, 1005
exp/1	188	fdvar/1	997
expander_pred/1	506	feature terms	8, 551, 565
expansion	225	fetch_url/3	739
expansion_tools	505	field_Id/1	1071, 1072
expansions	7	field_type	1037
Explorer	35, 1140	field_value	1039
export/1	120, 641, 642, 1019	field_value_check	1041
exports	75, 419	fieldType/1	1037
extensibility	4	fieldValue/6	1039
extension/2	467, 469	fieldValue_check/8	1041
External interface	9, 667	file_alias	767
extra_compiler_options	690	file_alias/2	471, 472, 765, 767
extra_compiler_opts/1	690	file_dir_name/3	259, 341, 346, 549
extra_compiler_opts/2	690	file_directory_base_name/3	12, 467, 468
extra_linker_options/1	691	file_exists/1	257, 341, 354, 547
extra_linker_opts/1	690	file_exists/2	257, 341, 354, 547
extra_linker_opts/2	691	file_locks	477
extract_paths/2	259, 341, 346, 549	file_locks/file_locks	756
<b>F</b>			
F.C.N. Pereira	10	file_name_extension/3	467, 468
facts	765, 766	file_properties/6	256, 341, 355, 546
facts/2	767	file_property/2	256, 341, 354, 546
factsdb	763, 765	file_search_path/2	42, 43, 93, 191, 198, 199
factsdb/factsdb_rt	763	file_terms/2	473
factsdb_rt	763, 765	file_to_string/2	473, 474
faggregator/1	630, 633	file_to_string/3	473, 474
fail	63	file_utils	399, 473, 537
fail/0	127, 129	filed predicate	763
fails/1	399, 401	fileerrors/0	214, 217
false assertion	387	fileinfo	75
false/0	127, 130	filenames	449, 467, 531, 695
false/1	380, 387	fillout/4	1073, 1074
fast_read/1	465, 466	fillout/5	1073, 1074
fast_read/2	465, 466, 991	filter/2	133, 149
fast_write/1	465, 466	filter_alist_pattern/3	537, 539
fast_write/2	465, 466, 991	find_file/2	531, 533
fast_write_to_string/3	465, 466	find_name/4	843, 845
fastrw	465, 501, 793, 801, 991	find_server/3	958, 959
fd	1003	findall/3	249, 269, 271, 272, 515
fd_expr/1	993, 997, 998	findall/4	248, 269, 271
fd_item/1	1004	findnsols/4	12, 248, 269, 272
fd_range/1	1004	findnsols/5	248, 269, 272
fd_range_expr/1	997, 998	finite_solutions/1	399, 401
fd_store/1	1004, 1005	first-timers	247
		flag/1	496
		flag_values/1	133, 149
		flatten/2	437

- float/1 ..... 151, 154, 187
  - float\_fractional\_part/1 ..... 187
  - float\_integer\_part/1 ..... 187
  - floor/1 ..... 187
  - flt/1 ..... 133, 135, 187
  - flush\_output/0 ..... 191, 195
  - flush\_output/1 ..... 191, 195
  - fmode/2 ..... 256, 341, 357, 546
  - fnot/1 ..... 630, 631
  - foldl/4 ..... 561, 563, 807, 812
  - footer/1 ..... 867, 871
  - force\_lazy/1 ..... 51, 54
  - foreign/1 ..... 687, 688, 933, 934, 935, 936
  - foreign/2 ..... 687, 688, 933, 934, 935, 936
  - foreign\_compilation ..... 693, 695
  - foreign\_inline/2 ..... 691
  - foreign\_interface ..... 509, 517, 669, 837, 929
  - foreign\_interface(foreign\_interface\_ops) .. 509, 517, 837, 929
  - foreign\_interface(foreign\_interface\_ttrs) ..... 509, 517, 837, 929
  - foreign\_interface/foreign\_interface\_properties ..... 509, 517, 837, 929
  - foreign\_interface\_properties ..... 687
  - foreign\_low/1 ..... 687, 688
  - foreign\_low/2 ..... 687, 688
  - ForEmacs.txt ..... 1140
  - form\_assignment/1 ..... 741, 745
  - form\_default/3 ..... 729, 733
  - form\_dict/1 ..... 741, 745
  - form\_empty\_value/1 ..... 729, 732
  - form\_request\_method/1 ..... 729, 736
  - form\_value/1 ..... 741, 745
  - format .... 67, 235, 247, 254, 315, 430, 449, 499, 531, 711, 723, 793, 947, 973, 1009
  - format/2 ..... 254, 315
  - format/3 ..... 254, 315, 316
  - format\_control/1 ..... 254, 315, 317
  - format\_to\_string ..... 319
  - format\_to\_string(Format, Arguments, String) ..... 316
  - format\_to\_string/3 ..... 254, 315, 316, 319
  - formatting commands ..... 379
  - formatting conventions, for emacs ..... 95
  - formatting/2 ..... 711, 712
  - formulae ..... 479
  - formulae:assert\_body\_type/1 ..... 18
  - forward/2 ..... 921, 924
  - Francisco Bueno ..... 9, 83, 379, 395, 399, 457, 471, 499, 523, 555, 585, 613, 629, 711, 763, 765, 817, 823, 827, 833, 843
  - free variable ..... 519
  - freeze ..... 601
  - freeze/2 ..... 239, 601
  - freeze/freeze ..... 1017
  - frozen/2 ..... 601
  - fsyntax .. 235, 495, 525, 526, 527, 561, 571, 573, 695, 798, 953, 997
  - fun\_eval/1 ..... 571
  - fun\_return/1 ..... 571
  - func/1 ..... 392
  - Function applications ..... 571
  - functional ..... 573, 575
  - Functional definitions ..... 572
  - functional syntax ..... 8, 551
  - functions ..... 7
  - functor/3 ..... 159, 161, 983
  - fuzzy ..... 629
  - fuzzy/1 ..... 630, 631
  - fuzzy\_discrete/1 ..... 630
  - fuzzy\_predicate/1 ..... 630, 631
  - fuzzybody/1 ..... 630, 632
- ## G
- g\_assert\_body/1 ..... 389, 393
  - garbage collection ..... 365, 366
  - garbage\_collect/0 ..... 261, 363, 368
  - garbage\_collection\_option/1 ..... 261, 363, 366
  - gc/0 ..... 214, 217
  - gc\_result/1 ..... 262, 363, 366
  - gcc ..... 1137
  - gcd/2 ..... 188
  - gen\_assoc/3 ..... 807, 808
  - genbar1 ..... 854, 867
  - genbar2 ..... 854, 873
  - genbar3 ..... 854, 855, 877
  - genbar4 ..... 855, 881
  - gendot ..... 1009
  - gendot/3 ..... 1009
  - generate\_benchmark\_list/7 ..... 1107, 1109
  - generate\_benchmark\_list2/7 ..... 1107, 1110
  - generate\_human\_file/0 ..... 430, 431
  - generate\_js\_menu/1 ..... 701, 704
  - generate\_machine\_file/0 ..... 430, 431
  - generate\_menu\_path/2 ..... 706

generate_plot/2	1011, 1012, 1111	get_menu_configs/1	701, 702
generate_plot/3	1011, 1012, 1111	get_menu_flag/3	701, 702
generator	1043	get_menu_flags/1	701, 703
generator/2	1043	get_menu_flags/2	701, 704
generator_util	1045	get_menu_options/2	701, 703
gengraph1	856, 885	get_mutable/2	597
gengraph2	856, 857, 895	get_name/2	531, 535
genmultibar	855, 903	get_name_value/3	531, 533
geom_average/2	430, 432	get_name_value_string/3	531, 533
Gerda Janssens	10	get_next_assoc/4	807, 810
German Puebla	9, 379	get_os/1	241
get_active_config/1	531, 535	get_parsed/2	1073, 1081
get_address/2	259, 341, 348, 549	get_perms/2	537, 544
get_alias_path/0	93	get_pid/1	259, 341, 346, 549
get_all_values/2	531, 532	get_platform/1	241, 242
get_arch/1	241	get_prev_assoc/4	807, 810
get_assoc/3	807, 809	get_primes/2	819
get_assoc/5	807, 809	get_prototype_definition/2	1065, 1066
get_attr/3	235, 236	get_prototype_dictionary/2	1031, 1032
get_attr_local/2	235	get_prototype_interface/2	1065
get_attribute/2	237, 239	get_pwnam/1	12, 259, 341, 347, 549
get_byte/1	253, 297, 299	get_row_number/2	1073, 1079
get_byte/2	253, 297, 299	get_settings_nvalue/1	531, 535
get_char/1	253, 297, 300	get_so_ext/1	241, 243
get_char/2	253, 297, 300, 301	get_stream/2	455
get_ciao_ext/1	241, 242	get_tmp_dir/1	259, 341, 347, 549
get_code/1	201	get_type/2	769
get_code/2	201	get_uid/1	12, 259, 341, 347, 549
get_cookies/1	729, 733	get_value/2	531, 532
get_debug/1	241, 242	get_value_def/3	531, 532
get_debugger_state/1	68	get1_code/1	201, 202
get_definition_dictionary/2	1031	get1_code/2	201, 202
get_dictionaries/2	1073, 1082	getcounter/2	815
get_eng_location/1	241, 242	getct/2	201, 206
get_environment/2	1073, 1082	getct1/2	201, 206
get_environment_name/2	1073, 1078	getenvstr/2	260, 341, 344, 550
get_environment_type/2	1073, 1079	getopts	430, 433
get_exec_ext/1	241, 243	getopts/1	434
get_first_parsed/3	1073, 1085	getopts/4	433
get_form_input/1	22, 729, 732, 737	GetStartUnix	29
get_form_value/3	729, 732	GetStartWin32	35
get_general_options/1	1011, 1111	ghostview	32, 37, 526
get_gid/1	12, 259, 341, 347, 549	glb/2	1004, 1007
get_global/2	583	global	583
get_grnam/1	12, 259, 341, 347, 549	global variables	8, 551
get_indentation/2	1073, 1080	GlobalChangeLog	105
get_line/1	445	gmake	87
get_line/2	445	gmax/3	603

gnd/1..... 133, 137  
 gndstr/1..... 133, 138  
 GNU..... 1129  
 GNU emacs..... 7, 39, 115  
 GNU general public license..... 102  
 GNU Library General Public License (LGPL)..... 1  
 gnuplot..... 1011, 1111  
 gnuplot/gnuplot..... 1107  
 go/1..... 415, 416  
 go/2..... 415, 417  
 Goal..... 604  
 goal\_id/1..... 509, 512  
 Gopal Gupta..... 10  
 Goran Smedback.. 1023, 1027, 1029, 1031, 1035, 1037,  
 1039, 1041, 1043, 1045, 1057, 1061, 1065, 1071,  
 1073, 1087, 1089  
 grammar rule..... 447  
 granularity control..... 102  
 graph\_b1/13..... 856, 886, 887, 888  
 graph\_b1/9..... 856, 886, 888  
 graph\_b2/13..... 857, 895, 896, 898  
 graph\_b2/9..... 856, 895, 896, 897  
 graph\_w1/13..... 856, 886, 888  
 graph\_w1/9..... 856, 886, 887  
 graph\_w2/13..... 857, 895, 898  
 graph\_w2/9..... 857, 895, 897  
 graphs..... 823  
 graphs/lgraphs..... 823  
 graphs/ugraphs..... 79, 711, 823  
 ground/1..... 151, 156, 399, 400, 403  
 guard/1..... 699  
 gunzip..... 1129, 1130

## H

H. Ait-Kaci..... 50  
 halt/0..... 209, 211  
 halt/1..... 209, 211  
 halt\_server/0..... 801, 802  
 handle\_error/2..... 463  
 handler\_type/1..... 862  
 hard side-effects..... 407  
 hash\_power/1..... 969, 970, 987  
 hash\_size/1..... 969  
 hash\_term/2..... 556  
 have\_choicepoints/1..... 399, 401  
 head pattern..... 389, 390, 393  
 head\_pattern/1..... 389, 390, 393

header/1..... 867, 871  
 hello..... 71  
 help..... 32, 35, 37, 64, 1140  
 help, unix..... 30  
 help, windows..... 36  
 higher-order..... 8, 551  
 highest\_hash\_number/1..... 969, 970  
 hiord..... 67, 269, 321, 341, 399, 415, 430, 505, 523,  
 531, 537, 561, 701, 798, 807, 1101, 1107, 1113  
 hiord\_rt..... 559  
 hiordlib..... 399, 430, 561, 579, 807, 1107  
 hms\_time/1..... 741, 747  
 hook\_menu\_check\_flag\_value/3..... 699, 701, 709  
 hook\_menu\_default\_option/3..... 699, 701, 710  
 hook\_menu\_flag\_help/3..... 699, 701, 709  
 hook\_menu\_flag\_values/3..... 699, 701, 709  
 hostname\_address/2..... 517, 521  
 html..... 729  
 HTML..... 727, 729  
 html\_expansion/2..... 729, 737  
 html\_protect/1..... 729, 736  
 html\_report\_error/1..... 729, 732  
 html\_template/3..... 729, 730  
 html\_term/1..... 729, 741, 743  
 html2terms/2..... 729  
 http..... 739  
 HTTP..... 727, 739  
 http\_date/1..... 741, 746, 747  
 http\_lines/3..... 729, 736  
 http\_request\_param/1..... 741, 746  
 http\_response\_param/1..... 741, 746  
 hw..... 31  
 hw.pls..... 31, 37

## I

icon\_address.pl..... 727  
 icon\_address/2..... 729, 736, 744  
 id..... 618, 619  
 identifier of a location..... 760, 767  
 idlists..... 491, 817, 843  
 if/3..... 127, 128  
 image/1..... 907, 908  
 IMDEA Software Institute..... 9  
 impl\_defined/1..... 131  
 implements/1..... 641, 644, 648, 665  
 import/2..... 121  
 imports..... 75

imports_meta_pred/3.....	505	installation, Mac OS X, summary .....	1129
in/1.....	415, 416, 801	installation, network based.....	1131
in/2.....	415, 417, 801, 996, 997, 998, 1000, 1004	installation, Un*x, full instructions.....	1130
in_circle_oc/3.....	969, 971	installation, Un*x, summary.....	1129
in_circle_oo/3.....	969, 971	installation, Windows clients.....	1141
in_noblock/1.....	801	installation, Windows server.....	1141
in_stream/2.....	801, 802	installation, Windows, from binaries.....	1139
inc_indentation/2.....	1073, 1080	installation, Windows, from sources.....	1135
inccounter/2.....	815	InstallWin32bin.....	1139
include/1.....	51, 52, 125	instance/1.....	399, 402
indentation_list/2.....	1045, 1054	instance/2.....	411, 489
indep/1.....	399, 400, 402, 403	instance_codes/2.....	659, 661
indep/2.....	399, 400, 402, 403	instance_id/1.....	659, 663
index/1.....	556	instance_of/2.....	653, 654, 655, 656, 659, 660, 661
indexer.....	555, 556	instances.....	659
indexer(hash).....	556	instantiation mode.....	8, 377
indexer/hash.....	556, 969	instantiation properties.....	395
indexspecs/1.....	557	instantiation state.....	6
indomain/1.....	997, 1000	int/1.....	133, 134, 187, 213
Inference of properties.....	102	int_list/1.....	687
info.....	29, 30, 95, 97, 98, 1130, 1132, 1133	integer/1.....	151, 153, 187, 391
INFOPATH.....	1132	inter-process communication.....	607
inform_user/1.....	229, 231	intercept/3.....	11, 209, 210, 211
inherit_class/1.....	641, 643	interface.....	665
inheritable interface.....	642	interface file.....	226
inheritable/1.....	641, 642	interface inheritance.....	644
inheritance relationship.....	644	interface/2.....	659, 661
inherited/1.....	641, 645	interface_name/1.....	659, 663
initialization clauses.....	643	interface_source/1.....	659, 663
initialization file.....	32, 37	interfaces.....	641
initialization/1.....	132, 571	internal_module_id/1.....	241, 244
initialize_db/0.....	755, 756, 758	internal_types.....	1057
inner.....	419	interp_file/2.....	859, 860
INRIA.....	10	interpreting.....	97, 98
insert/3.....	839, 921, 922	intersect_vars/3.....	491
insert_after/3.....	921, 923	intersection/3.....	321, 331
insert_begin/3.....	921, 923	intexpression/1.....	181, 188
insert_comments_in_beginning/3.....	1073, 1078	intlist/1.....	819
insert_end/3.....	921, 923	intset_delete/3.....	321, 330
insert_last/3.....	321, 330	intset_in/2.....	321, 331
insert_parsed/3.....	1073, 1084	intset_insert/3.....	321, 330
insert_top/3.....	921, 922	intset_sequence/3.....	321, 331
inside_proto/1.....	1073, 1082	io_alias_redirection.....	455, 1101
inst/2.....	133, 145	io_aux.....	213, 229
Install.....	1129	io_basic.....	201
installation.....	9, 1127	io_mode/1.....	191, 199
installation, checking the.....	1133	IPL-D.....	10
installation, Mac OS X, full instructions..	1130	is/2.....	18, 181, 571, 581

- is\_array/1 ..... 805
  - is\_assoc/1 ..... 807, 808
  - is\_connected\_to\_java/0 ..... 793, 795
  - is\_det/1 ..... 399, 402
  - is\_dictionaries/1 ..... 1031
  - Isabel Martin Garcia.. 849, 859, 861, 863, 867, 873,  
877, 881, 885, 895, 903, 907, 911, 913, 915, 917
  - iso... 8, 265, 267, 425, 1027, 1029, 1031, 1043, 1061,  
1065, 1071, 1073
  - ISO-Prolog... 4, 6, 187, 188, 201, 205, 225, 267, 293
  - ISO-Prolog builtins ..... 8, 117, 265
  - iso-prolog, compliance ..... 4
  - iso/1 ..... 133, 146
  - iso\_byte\_char .... 247, 252, 253, 254, 267, 297, 425,  
782, 1027, 1029, 1031, 1043, 1061, 1065, 1071,  
1073
  - iso\_incomplete .... 267, 305, 425, 1027, 1029, 1031,  
1043, 1061, 1065, 1071, 1073
  - iso\_misc... 247, 254, 267, 275, 303, 425, 1027, 1029,  
1031, 1043, 1061, 1065, 1071, 1073
  - isomodes... 6, 127, 151, 159, 165, 171, 181, 191, 201,  
209, 214, 219, 241, 269, 275, 281, 285, 293, 297,  
303, 305, 315, 321, 335, 339, 341, 363, 371, 413,  
437, 441, 445, 449, 465, 471, 473, 509, 515, 517,  
537, 559, 589, 593, 595, 604, 693, 718, 723, 729,  
739, 741, 769, 782, 789, 793, 798, 805, 817, 827,  
833, 837, 854, 859, 861, 863, 867, 873, 877, 881,  
886, 895, 903, 907, 911, 913, 915, 917, 921, 941,  
947, 949, 951, 953, 965, 969, 973, 983, 987, 991,  
1004, 1009, 1023, 1027, 1029, 1031, 1035, 1037,  
1039, 1041, 1043, 1045, 1057, 1061, 1065, 1071,  
1073, 1087, 1089, 1113, 1118
  - issue\_debug\_messages/1 ..... 449, 452, 453, 454
  - iterative deepening-based execution ..... 9, 551
  - iterative-deepening ..... 619
- J**
- Jan Maluzynski ..... 10
  - Java event handling from Prolog ..... 780
  - Java exception handling from Prolog ..... 782
  - Java interface ..... 9, 667
  - Java to Prolog interface ..... 789
  - java\_add\_listener/3 ..... 782, 786
  - java\_connect/2 ..... 782, 783
  - java\_constructor/1 ..... 782, 784
  - java\_create\_object/2 ..... 782, 785
  - java\_debug/1 ..... 793, 795
  - java\_debug\_redo/1 ..... 793, 795
  - java\_delete\_object/1 ..... 782, 785
  - java\_disconnect/0 ..... 782, 783
  - java\_event/1 ..... 782, 784
  - java\_field/1 ..... 782, 784
  - java\_get\_value/2 ..... 782, 786
  - java\_invoke\_method/2 ..... 782, 785
  - java\_method/1 ..... 782, 785
  - java\_object/1 ..... 782, 784
  - java\_query/2 ..... 793, 794
  - java\_remove\_listener/3 ..... 782, 787
  - java\_response/2 ..... 793, 794
  - java\_set\_value/2 ..... 782, 786
  - java\_start/0 ..... 782
  - java\_start/1 ..... 782
  - java\_start/2 ..... 782, 783
  - java\_stop/0 ..... 782, 783
  - java\_use\_module/1 ..... 782, 784
  - javall/javasock ..... 782, 789
  - javall/jtopl ..... 793
  - javart ..... 779, 793
  - javasock ..... 793
  - Jesus Correias ..... 777, 779, 789, 793
  - Johan Andersson ..... 115
  - Johan Bevemyr ..... 115
  - Johan Widen ..... 10
  - John Gallagher ..... 10
  - join\_socket\_interface/0 ..... 793, 794
  - Jose F. Morales... 241, 245, 281, 313, 363, 457, 555,  
565, 571, 589, 593, 669, 687, 693, 695, 749, 993,  
1015
  - Jose Manuel Gomez Perez ..... 477, 753, 1003, 1113,  
1117
  - Jose Morales ..... 115
  - json ..... 749
  - json/1 ..... 749
  - json\_attr/1 ..... 749
  - json\_attrs/1 ..... 749
  - json\_list/1 ..... 749, 750
  - json\_to\_string/2 ..... 749, 750
  - json\_val/1 ..... 749, 750
  - jtopl ..... 789, 793
  - just\_benchmarks/0 ..... 430, 431, 432

**K**

K. Shen ..... 57, 67  
 K.U. Leuven ..... 10  
 Kalyan Muthukumar ..... 10  
 Kevin Greene ..... 10  
 key sequences ..... 96  
 keyboard ..... 6  
 keylist/1 ..... 255, 335, 336  
 keypair/1 ..... 254, 335, 336  
 keysort/2 ..... 255, 335, 336  
 keyword/1 ..... 760, 767  
 Kim Marriott ..... 10

**L**

L. Byrd ..... 10  
 L.M. Pereira ..... 10  
 label/1 ..... 997, 1000  
 labeling/1 ..... 1004, 1005  
 labeling/2 ..... 993, 997, 1000, 1001  
 last/2 ..... 248, 321, 330  
 latex ..... 85  
 lazy ..... 571, 1015  
 lazy/1 ..... 1017  
 leap ..... 62  
 leash/1 ..... 62, 68  
 Lena Flood ..... 805, 839  
 length/2 ..... 248, 321, 326, 921, 925, 936  
 length\_next/2 ..... 921, 925  
 length\_prev/2 ..... 921, 925  
 letter\_match/2 ..... 821, 822  
 lgraph/1 ..... 713  
 lgraph/2 ..... 833  
 lgraphs ..... 833  
 lib library ..... 8, 117  
 libpaths ..... 51, 93  
 libraries used ..... 75  
 library directory ..... 1131  
 library(actmods/examples/webbased\_  
   server/webbased\_server) ..... 614  
 library(basicmodes) ..... 390  
 library(iso\_byte\_char) ..... 201  
 library(isomodes) ..... 390  
 library(pure) ..... 119  
 library/pillow/doc ..... 727  
 library\_directory/1 ..... 42, 93, 94, 191, 199  
 libbrowser ..... 501

limitations ..... 9, 1127  
 limitations, architecture-specific ..... 1143  
 linda ..... 801  
 linda\_client/1 ..... 801  
 linda\_timeout/2 ..... 801, 802  
 line/1 ..... 445  
 line\_count/2 ..... 191, 194  
 line\_position/2 ..... 191, 195  
 linear/1 ..... 399, 402  
 linker\_and\_opts/2 ..... 693  
 Linkoping U. .... 10  
 Linux ..... 1134  
 list/1 ..... 133, 140, 145  
 list/2 ..... 133, 140, 391  
 list\_breakpt/0 ..... 68  
 list\_concat/2 ..... 321, 329  
 list\_functor/1 ..... 159, 164  
 list\_insert/2 ..... 321, 329, 817  
 list\_lookup/3 ..... 321, 330  
 list\_lookup/4 ..... 321, 330  
 list\_of\_lists/1 ..... 321, 333  
 list\_to\_assoc/2 ..... 807, 810  
 list\_to\_conj/2 ..... 479  
 list\_to\_conj/3 ..... 479  
 list\_to\_disj/2 ..... 479, 480  
 list\_to\_disj2/2 ..... 479, 483  
 list\_to\_list\_of\_lists/2 ..... 321, 332  
 list1/2 ..... 321, 329  
 lists ..... 93, 247, 248, 269, 281, 321, 341, 380, 383,  
   399, 430, 433, 437, 449, 467, 493, 501, 523, 531,  
   537, 695, 701, 729, 739, 756, 775, 782, 798, 807,  
   819, 821, 867, 873, 877, 881, 886, 895, 903, 907,  
   911, 913, 915, 917, 921, 929, 997, 1011, 1031,  
   1039, 1061, 1071, 1073, 1089, 1097, 1101, 1107,  
   1113  
 lists:nth/3 ..... 18  
 lists:reverse/3 ..... 18  
 literal ..... 420  
 llist\_to\_conj/2 ..... 479, 482  
 llist\_to\_disj/2 ..... 479, 482  
 llists ..... 437, 537, 695  
 load\_compilation\_module/1 ..... 226, 227  
 loading mode ..... 58  
 loading programs ..... 30, 36, 97  
 loading\_code ..... 125  
 locating errors ..... 100  
 location\_t/1 ..... 454  
 lock\_atom/1 ..... 509, 512

- lock\_file/3..... 477
  - log of changes ..... 103
  - log/1..... 188
  - LogIn..... 50
  - long..... 420
  - look\_ahead/3..... 1073, 1086
  - look\_first\_parsed/2..... 1073, 1085
  - lookup..... 1065
  - lookup\_check\_field/6..... 1065, 1066
  - lookup\_check\_interface\_fieldValue/8..... 1065, 1067
  - lookup\_check\_node/4..... 1065, 1066
  - lookup\_field/4..... 1065, 1067
  - lookup\_field\_access/4..... 1065, 1068
  - lookup\_fieldTypeId/1..... 1065, 1068
  - lookup\_get\_fieldType/4..... 1065, 1068
  - lookup\_route/5..... 1065, 1068
  - lookup\_set\_def/3..... 1065, 1069
  - lookup\_set\_extern\_prototype/4..... 1065, 1070
  - lookup\_set\_prototype/4..... 1065, 1069
  - lpdoc .... 1, 3, 7, 39, 95, 96, 102, 103, 104, 108, 379, 386, 390, 394
  - LPdoc..... 3
  - lpdoc command args, setting..... 107
  - lpdoc command, setting..... 107
  - lpdoc default format, setting..... 106
  - lpdoc lib path, setting..... 107
  - lpmake..... 85, 525, 527, 531
  - lpmake autodocumentation..... 85
  - ls/2..... 537, 539
  - ls/3..... 537, 538
  - lub/2..... 1004, 1007
- ## M
- machine\_name/1..... 782, 783
  - mailing list..... 9, 1127, 1143
  - main module..... 98
  - main/0..... 17, 31, 36, 37, 41, 42, 97
  - main/1 .. 17, 31, 33, 36, 37, 38, 41, 42, 59, 71, 72, 97, 213, 430, 431, 433, 947
  - major version number..... 103
  - make..... 85, 525, 527, 529, 531, 1129
  - make/1..... 531
  - make/make\_rt..... 525
  - make/up\_to\_date..... 531
  - make\_actmod/2..... 51, 54, 608
  - make\_directory/1..... 258, 341, 349, 548
  - make\_directory/2..... 258, 341, 349, 548
  - make\_dirpath/1..... 258, 341, 349, 548
  - make\_dirpath/2..... 258, 341, 349, 548
  - make\_exec/2..... 31, 36, 51, 52
  - make\_option/1..... 531, 532
  - make\_persistent/2..... 754, 756, 758
  - make\_po/1..... 51, 53, 337
  - make\_rt..... 531
  - make\_wam/1..... 337
  - Makefile..... 41, 525, 527, 535
  - Makefile.pl..... 85, 526
  - man..... 1132
  - MANPATH..... 1132
  - manual, printing..... 32, 35, 37, 1140
  - manual, tour..... 7
  - manuals..... 1131
  - manuals, printing..... 32, 37
  - Manuel C. Rodriguez..... 57, 67, 95, 115
  - Manuel Carro .... 9, 89, 91, 219, 233, 235, 237, 241, 281, 285, 293, 341, 363, 427, 433, 455, 477, 509, 515, 517, 561, 589, 593, 595, 601, 603, 617, 619, 669, 687, 693, 695, 807, 827, 1003, 1023, 1125, 1129, 1139, 1143
  - Manuel Hermenegildo... 9, 10, 29, 35, 71, 75, 81, 85, 95, 115, 127, 133, 151, 159, 165, 181, 269, 285, 297, 379, 389, 395, 399, 413, 415, 457, 525, 531, 537, 565, 571, 607, 617, 619, 727, 729, 753, 1129, 1139, 1143
  - map/3..... 561, 807, 811
  - map/4..... 561, 562
  - map/5..... 561, 562
  - map/6..... 561, 562
  - map\_assoc/2..... 807, 811
  - map\_assoc/3..... 807, 811
  - Maria Jose Garcia de la Banda..... 9
  - marshalling..... 8, 423
  - Masanobu Umeda..... 115
  - match\_pattern/2..... 821
  - match\_pattern/3..... 821
  - match\_pattern\_pred/2..... 821, 822
  - match\_posix/2..... 1094, 1097
  - match\_posix/3..... 1094, 1098
  - match\_posix/4..... 1094, 1097, 1098
  - match\_posix\_matches/3..... 1094, 1097, 1098
  - match\_posix\_rest/3..... 1094, 1097, 1098
  - match\_pred/2..... 1095, 1097, 1099
  - match\_shell/2..... 1094, 1097
  - match\_shell/3..... 1093, 1094, 1097



match_struct/4	1095, 1097, 1098	mfclause/2	275, 278
Mats Carlsson	10, 57, 67, 115, 191, 201, 213, 269, 285, 363, 827	mfstringValue/5	1039
Maurice Bruynooghe	10	mfstringValue/7	1041, 1042
max/3	603	MICYT	10
max_assoc/3	807, 808	min_assoc/3	807, 808
maxdepth/1	68	minimize/2	1001
MCC	10	minimum/3	561, 563
Melbourne U.	10	minor version number	103
member	707	mkdir_perm/2	537, 544
member/2	133, 141	mktemp/2	257, 341, 354, 547
member_0/2	817	mktemp_in_tmp/2	257, 341, 354, 547
member_var/2	491	MOBIUS	10
memberchk/2	817	mod/2	187
memo/1	133, 149	mode	6
memory management	365, 366	mode	380, 390
memory_option/1	261, 363, 366	mode spec	6
memory_result/1	262, 363, 366	mode_of_module/2	337, 338
menu	699	modedef/1	6, 380, 385, 390
Menu	708	modes	102, 413, 415
menu/1	701	modif_time/2	256, 341, 356, 546
menu/2	701	modif_time0/2	256, 341, 356, 546
menu/3	701	modular interface	45
menu/4	701, 702	module qualification	119
menu/menu_generator	699	module/2	120, 247
menu/menu_rt	699	module/3	59, 119, 120, 125, 641, 665
menu_default/3	699, 701, 708, 710	module_address/2	614
menu_flag_values/1	701, 707	module_of/2	337, 338
menu_generator	701	modulename/1	122
menu_opt/6	699, 701, 705, 706, 708	modules	119
merge/3	839, 842	modules, active	44
merge_tree/2	1031, 1033	Monash U.	10
MERIT	10	month/1	741, 747
message/1	229, 230, 231	Montse Iglesias Urraca	715, 723
message/2	229, 230, 232	most_general_instance/3	22, 489
message_info/1	229, 232	most_specific_generalization/3	22, 489, 490
message_lns/4	229, 230	move_file/2	537, 538
message_t/1	449, 454	move_files/2	537
message_type/1	229, 232	moving changelog entries	105
messages	449, 479, 499, 531, 537, 695, 701	mshare/1	399, 403
messages/1	12, 229, 230, 232	multi-evaluated	642
meta_predicate/1	122, 641	multiarchitecture support	1134
meta_predname/1	756, 759	multibar_attribute/1	905
metaprops	415	multibarchart/10	855, 903, 904
metaprops/meta_props	415	multibarchart/8	855, 903, 904
metaspec/1	122	multifile predicate	131
metatypes	321	multifile/1	51, 55, 119, 131, 641
method_spec/1	659, 663	multifile:alias_file/1	471
		mut_exclusive/1	399, 403

- mutable/1..... 597
  - mutables ..... 235, 597
  - my\_url/1 ..... 729, 734
  - mycin..... 1019
- N**
- n = arity..... 433
  - n\_assrt\_body/5..... 392, 393
  - nabody/1 ..... 389, 392
  - Name ..... 688, 689, 933, 934, 935, 936
  - name server ..... 608
  - name/2..... 171, 732
  - name\_value/2 ..... 531, 533
  - Naming term arguments..... 565
  - native/1 ..... 133, 147
  - native/1,2..... 22
  - native/2 ..... 133, 147
  - native\_props..... 399
  - nativeprops.. 127, 133, 151, 159, 165, 171, 181, 201,  
229, 269, 285, 321, 467, 485, 515, 561
  - nativeprops.pl ..... 419
  - needs\_state/1..... 687, 689
  - neighbors/3..... 827
  - neq/3..... 701, 707
  - netscape ..... 29, 1133
  - New Mexico State University..... 10
  - new/2..... 645, 653, 654, 655, 659, 660, 661
  - new\_array/1..... 805
  - new\_atom/1..... 262, 363, 365
  - new\_declaration/1..... 131, 225
  - new\_declaration/2..... 131, 225
  - new\_interp/1 ..... 723, 859
  - new\_interp/2..... 723
  - new\_interp\_file/2..... 723, 724
  - newer/2 ..... 531, 534
  - next/2..... 921, 922
  - next\_on\_circle/2..... 969, 970
  - nl/0..... 201, 204
  - nl/1..... 201, 204
  - nlist/1 ..... 141
  - nlist/2 ..... 133, 141
  - nnegint/1 ..... 133, 134
  - no ..... 419, 420
  - no\_choicepoints/1..... 399, 404
  - no\_exception/1..... 399, 404
  - no\_exception/2..... 399, 404
  - no\_path\_file\_name/2..... 467
  - no\_rtcheck/1 ..... 133, 148
  - no\_signal/1..... 399, 404
  - no\_signal/2..... 399, 404
  - no\_swapslash/3..... 255, 341, 360, 545
  - no\_tr\_nl/2 ..... 537, 543
  - nobreakall/0..... 68
  - nobreakpt/6..... 58, 59, 68
  - nocontainsx/2 ..... 321, 330
  - node\_id/2.... 973, 974, 975, 976, 977, 978, 979, 981
  - nodebug..... 58, 63
  - nodebug/0..... 68
  - nodebug\_module/1..... 58, 69
  - nodebugrtc/0..... 69
  - nodeDeclaration/4..... 1043, 1071
  - nofileerrors/0..... 214, 217
  - nogc/0..... 214, 217
  - non-failure..... 102
  - non\_det/1 ..... 399, 404
  - non\_empty\_dictionary/1 ..... 441, 442
  - non\_empty\_list/1..... 159, 162
  - nonground/1..... 22, 399, 404
  - nonpure.. 51, 67, 79, 93, 119, 125, 127, 131, 133, 151,  
159, 165, 171, 181, 191, 201, 209, 214, 219, 225,  
229, 234, 235, 237, 241, 245, 247, 267, 269, 275,  
281, 285, 293, 297, 303, 305, 311, 313, 315, 321,  
335, 337, 339, 341, 363, 369, 371, 373, 375, 380,  
389, 399, 413, 415, 420, 422, 425, 430, 433, 437,  
439, 441, 445, 449, 455, 457, 461, 463, 465, 467,  
471, 473, 477, 479, 485, 489, 491, 493, 495, 499,  
501, 505, 509, 515, 517, 523, 525, 531, 537, 554,  
556, 559, 561, 565, 574, 583, 585, 589, 593, 595,  
597, 599, 601, 604, 609, 613, 618, 620, 621, 625,  
630, 641, 653, 659, 665, 685, 687, 693, 695, 699,  
701, 711, 718, 723, 727, 729, 739, 741, 749, 756,  
763, 765, 769, 773, 775, 782, 789, 793, 798, 801,  
805, 807, 815, 817, 819, 821, 823, 827, 831, 833,  
835, 837, 839, 843, 854, 859, 861, 863, 867, 873,  
877, 881, 886, 895, 903, 907, 911, 913, 915, 917,  
921, 929, 941, 947, 949, 951, 953, 965, 969, 973,  
983, 987, 991, 996, 997, 1004, 1009, 1011, 1017,  
1019, 1021, 1023, 1027, 1029, 1031, 1035, 1037,  
1039, 1041, 1043, 1045, 1057, 1061, 1065, 1071,  
1073, 1087, 1089, 1093, 1097, 1101, 1107, 1113,  
1118
  - nonsingle/1..... 321
  - nonvar/1 ..... 151, 152
  - normal\_message/2..... 531, 534

- nortchecks ... 127, 133, 151, 159, 165, 171, 181, 191, 201, 209, 214, 219, 229, 237, 241, 269, 281, 285, 335, 341, 441, 489, 559, 601, 701, 756, 854, 867, 1045
  - nospy ..... 64
  - nospy/1 ..... 58, 59, 65, 69
  - nospyall/0 ..... 69
  - not\_covered/1 ..... 399, 405
  - not\_empty/3 ..... 917, 918
  - not\_empty/4 ..... 917
  - not\_fails ..... 421
  - not\_fails/1 ..... 399, 405
  - not\_further\_inst/1 ..... 392
  - not\_further\_inst/2 ..... 133, 146
  - not\_in\_circle\_oc/3 ..... 969, 970
  - not\_mut\_exclusive/1 ..... 399, 405
  - notation ..... 5
  - note/1 ..... 229, 230, 231
  - note\_message/1 ..... 449, 451
  - note\_message/2 ..... 449, 451
  - note\_message/3 ..... 449, 451
  - notrace/0 ..... 69
  - ntemacs ..... 1133, 1140
  - nth/3 ..... 248, 321, 327
  - null/1 ..... 687
  - null\_ddlist/1 ..... 921
  - null\_dict/1 ..... 843
  - num/1 ..... 133, 135
  - num\_code/1 ..... 133, 144
  - num\_solutions/2 ..... 399, 405
  - number/1 ..... 151, 155
  - number\_chars/2 ..... 253, 297, 298
  - number\_codes/2 ..... 11, 171, 173
  - number\_codes/3 ..... 171
  - numbervars/3 ..... 251, 285, 289
  - numlist/1 ..... 819
  - numlists ..... 819
- O**
- object ..... 659
  - object oriented programming ..... 9, 551
  - objects ..... 653
  - objects/objects\_rt ..... 641, 653
  - objects\_rt ..... 659
  - ociao ..... 635
  - odd ..... 399, 595, 597
  - old\_database ..... 247, 263, 371
  - old\_or\_new/1 ..... 441, 442
  - on-line help ..... 95
  - on\_abort/1 ..... 132, 571
  - once/1 ..... 254, 303
  - op/3 ..... 225, 247, 293
  - open/3 ..... 22, 191, 471
  - open/4 ..... 191, 192
  - open\_client/2 ..... 801, 802
  - open\_DEF/5 ..... 1045, 1053
  - open\_EXTERNPROTO/5 ..... 1045, 1052
  - open\_input/2 ..... 439
  - open\_node/6 ..... 1045, 1051
  - open\_null\_stream/1 ..... 439
  - open\_option\_list/1 ..... 191, 192
  - open\_output/2 ..... 439
  - open\_predicate/1 ..... 219, 223
  - open\_PROTO/4 ..... 1045, 1052
  - open\_Script/5 ..... 1045, 1054
  - operations file ..... 754
  - operator table ..... 225
  - operator\_specifier/1 ..... 133, 139
  - operators ... 247, 267, 281, 285, 293, 375, 425, 457, 495, 775, 1027, 1029, 1031, 1043, 1061, 1065, 1071, 1073
  - optional\_message/2 ..... 449, 452
  - optional\_message/3 ..... 449, 452
  - ord\_delete/3 ..... 839
  - ord\_disjoint/2 ..... 839, 842
  - ord\_intersect/2 ..... 839, 840
  - ord\_intersection/3 ..... 839, 840
  - ord\_intersection\_diff/4 ..... 839, 840
  - ord\_list\_to\_assoc/2 ..... 807, 811
  - ord\_member/2 ..... 839
  - ord\_subset/2 ..... 839, 841
  - ord\_subset\_diff/3 ..... 839, 841
  - ord\_subtract/3 ..... 839, 840
  - ord\_test\_member/3 ..... 839, 840
  - ord\_union/3 ..... 839, 841
  - ord\_union\_change/3 ..... 839, 842
  - ord\_union\_diff/4 ..... 839, 841
  - ord\_union\_syndiff/4 ..... 839, 841
  - Oscar Portela Arjona ..... 465
  - Other functionality ..... 573
  - otherwise/0 ..... 127, 130
  - out/1 ..... 415, 416, 801, 1061
  - out/2 ..... 415, 417
  - out/3 ..... 1061
  - out\_stream/2 ..... 801, 802

output\_error/1 ..... 1035  
 output\_html/1 ..... 729, 737  
 output\_to\_file/2 ..... 473, 475  
 overridden ..... 642, 643

## P

P. Lincoln ..... 50  
 Pablo Chico ..... 807  
 package file ..... 120, 125, 225, 226, 227  
 package/1 ..... 120  
 pair/1 ..... 825  
 parallel programming ..... 8, 551  
 parallel Prolog ..... 10  
 parallelizing compiler ..... 10  
 parametric type functor ..... 398  
 PARFORCE ..... 10  
 parse/1 ..... 1039, 1040, 1057, 1058  
 parser/2 ..... 1071  
 parser\_util ..... 1073  
 partial evaluation ..... 102  
 passerta\_fact/1 ..... 756, 757  
 passertz\_fact/1 ..... 756, 757  
 patch number ..... 103  
 PATH ..... 1131  
 path alias ..... 54, 93, 120, 198, 199, 200, 341  
 path aliases ..... 43  
 path/1 ..... 585, 587  
 pattern/1 ..... 537, 539, 821, 822, 863, 865  
 pattern/2 ..... 863, 865  
 patterns ..... 503, 821, 1093  
 Paulo Moura ..... 23  
 pause/1 ..... 260, 341, 550  
 Pawel Pietrzak ..... 10  
 pe\_type/1 ..... 133, 150  
 Pedro Lopez ..... 9, 395, 399  
 peek\_byte/1 ..... 253, 297, 299  
 peek\_byte/2 ..... 253, 297, 299  
 peek\_char/1 ..... 253, 297, 301  
 peek\_char/2 ..... 253, 297, 301  
 peek\_code/1 ..... 201, 203, 301  
 peek\_code/2 ..... 201, 202, 301  
 PEPMA ..... 10  
 percentbarchart1/7 ..... 854, 867, 869  
 percentbarchart2/7 ..... 854, 873, 875  
 percentbarchart3/7 ..... 855, 877, 878  
 percentbarchart4/7 ..... 855, 881, 882  
 performance/3 ..... 1107

perl ..... 114  
 persdb ..... 701, 754, 756, 757, 758, 763, 767  
 persdb(persdb\_decl) ..... 701, 756  
 persdb/persdbcache ..... 756, 765  
 persdb/persdbrt ..... 701  
 persdb\_sql ..... 753, 754  
 persdbrt ..... 753, 767  
 persdbtr\_sql ..... 773  
 persistence set ..... 754  
 persistent ..... 756, 757, 758  
 persistent predicate ..... 753  
 Persistent predicate ..... 9, 667  
 persistent/2 ..... 754, 760  
 persistent\_dir ..... 760  
 persistent\_dir/2 ..... 701, 707, 756, 758, 759, 760,  
 765, 767  
 persistent\_dir/2-4 ..... 754  
 persistent\_dir/4 ..... 22, 701, 707, 756, 759  
 Peter Olin ..... 115  
 Peter Stuckey ..... 10  
 phrase/2 ..... 309, 313  
 phrase/3 ..... 309, 313  
 Pierre Deransart ..... 10  
 pillow ..... 727, 754, 1023, 1113, 1141  
 PiLoW on-line tutorial ..... 727  
 pillow.pl ..... 727  
 pillow/html ..... 727, 1023, 1113  
 pillow/http ..... 727, 1023, 1113  
 pillow/http\_ll ..... 739  
 pillow/pillow\_aux ..... 729, 739  
 pillow/pillow\_types ..... 729, 739, 1113  
 pillow\_types ..... 741  
 pipe/2 ..... 191, 197, 460  
 pitm/2 ..... 1004, 1005  
 pkunzip ..... 1139  
 pl2sqlinsert ..... 775  
 pl2sqlInsert/2 ..... 775  
 Platform independence ..... 777  
 platform-dependent ..... 44  
 platform-independent ..... 43  
 point\_to/3 ..... 827, 829  
 Polymorphism ..... 635  
 pop\_active\_config/0 ..... 531, 535  
 pop\_ciao\_flag/1 ..... 214, 216  
 pop\_global/2 ..... 583  
 pop\_name\_value/1 ..... 531, 535  
 pop\_prolog\_flag/1 ..... 214, 215  
 popen/2 ..... 351

- popen/3..... 257, 341, 351, 547
- popen\_mode/1..... 257, 341, 351, 547
- portray/1..... 285, 286, 291
- portray\_attribute/2..... 239, 285, 286, 290
- portray\_clause/1..... 251, 285, 289
- portray\_clause/2..... 251, 285, 289, 290
- Posix threads..... 1136
- posix\_regexp/1..... 1097, 1099
- possible..... 1087
- possibly\_fails/1..... 399, 406
- possibly\_nondet/1..... 399, 406
- postgres2sqltype/2..... 769, 771
- postgres2sqltypes\_list/2..... 769, 771
- postgrestype/1..... 769, 771
- powerset/2..... 321, 332
- pred assertion..... 380, 381
- pred/1..... 380, 381, 382, 383, 385, 389, 392
- pred/2..... 380, 381
- pred1/Arity1..... 1021
- Predefined evaluable functors..... 571
- predfunctor/1..... 389, 394
- predicate..... 420
- predicate declarations..... 75
- predicate spec*..... 6
- predicate spec..... 514
- predicate/n..... 421
- predicate\_property/2..... 261, 363, 367, 368
- predicate\_property/3..... 261, 363, 367
- predN/ArityN..... 1021
- predname/1..... 133, 144, 390
- prelude.. 51, 67, 79, 93, 119, 125, 127, 131, 133, 151,
  - 159, 165, 171, 181, 191, 201, 209, 214, 219, 225,
  - 229, 234, 235, 237, 241, 245, 247, 267, 269, 275,
  - 281, 285, 293, 297, 303, 305, 311, 313, 315, 321,
  - 335, 337, 339, 341, 363, 369, 371, 373, 375, 380,
  - 389, 397, 399, 413, 415, 420, 422, 425, 430, 433,
  - 437, 439, 441, 445, 449, 455, 457, 461, 463, 465,
  - 467, 471, 473, 477, 479, 485, 489, 491, 493, 495,
  - 499, 501, 505, 509, 515, 517, 523, 525, 531, 537,
  - 554, 556, 559, 561, 565, 574, 583, 585, 589, 593,
  - 595, 597, 599, 601, 604, 609, 613, 618, 620, 621,
  - 625, 630, 641, 653, 659, 665, 685, 687, 693, 695,
  - 699, 701, 711, 718, 723, 727, 729, 739, 741, 749,
  - 756, 763, 765, 769, 773, 775, 782, 789, 793, 798,
  - 801, 805, 807, 815, 817, 819, 821, 823, 827, 831,
  - 833, 835, 837, 839, 843, 854, 859, 861, 863, 867,
  - 873, 877, 881, 886, 895, 903, 907, 911, 913, 915,
  - 917, 921, 929, 941, 947, 949, 951, 953, 965, 969,
- 973, 983, 987, 991, 996, 997, 1004, 1009, 1011,
- 1017, 1019, 1021, 1023, 1027, 1029, 1031, 1035,
- 1037, 1039, 1041, 1043, 1045, 1057, 1061, 1065,
- 1071, 1073, 1087, 1089, 1093, 1097, 1101, 1107,
- 1113, 1118
- preprocessing programs..... 102
- preprocessor..... 7, 39
- preprocessor command args, setting..... 106
- preprocessor command, setting..... 106
- pretract\_fact/1..... 756, 757, 758
- pretractall\_fact/1..... 22, 756, 757, 758
- pretty\_print..... 495
- pretty\_print/2..... 495
- pretty\_print/3..... 495
- pretty\_print/4..... 495
- prettyvars/1..... 251, 285, 289, 845
- prettyvars/2..... 843, 845
- prev/2..... 921, 922
- print..... 63
- print/1..... 64, 230, 251, 285, 288
- print/2..... 251, 285, 288
- printable\_char/1..... 251, 285, 290
- printdepth..... 64
- printing assertion information..... 75
- printing code-related information..... 75
- printing, manual..... 32, 35, 37, 1140
- printq/1..... 229, 230, 251, 285, 289
- printq/2..... 251, 285, 288
- Procedure Box..... 57
- profiler..... 1021
- program assertions..... 379
- program development environment..... 95
- program development tools..... 1131
- program parallelization..... 102
- program specialization..... 102
- program transformations..... 95, 102
- programming environment..... 7, 39
- project files..... 41
- prolog flag..... 49, 50, 71, 131, 196, 213, 229, 1093
- prolog flags..... 1093
- Prolog server..... 790
- Prolog shell scripts..... 71
- Prolog to Java Interface Structure..... 779
- Prolog to Java Interface Structure. Java side
  - ..... 779
- Prolog to Java Interface Structure. Prolog side
  - ..... 779
- prolog-emacs interface..... 797

- prolog.el..... 115
  - prolog\_flag/3..... 214, 215
  - prolog\_flags..... 213
  - prolog\_goal/1..... 782, 784
  - prolog\_predicate/N..... 669
  - prolog\_query/2..... 793, 794
  - prolog\_response/2..... 793, 794
  - prolog\_server/0..... 789
  - prolog\_server/1..... 789, 790
  - prolog\_server/2..... 789, 790
  - prolog\_sys... 247, 261, 262, 275, 363, 430, 509, 515, 659, 1107
  - prolog\_sys:predicate\_property/2..... 12
  - PrologName... 512, 513, 518, 519, 520, 521, 688, 837, 838, 929, 930, 931, 932, 933, 934, 935, 936
  - PROMESAS..... 10
  - PROMETIDOS..... 10
  - prompt..... 701, 711
  - prompt/2..... 214, 216
  - prop assertion..... 383, 384
  - prop/1..... 380, 383, 384
  - prop/2..... 380, 384
  - properties of computations..... 395
  - properties of execution states..... 395
  - properties, basic..... 133
  - properties, native..... 399
  - property..... 383
  - property compatibility..... 145
  - property declarations..... 75
  - property\_conjunction/1..... 389, 391
  - property\_starterm/1..... 389, 391
  - propfunctor/1..... 389, 394
  - protected..... 642
  - protocol/1..... 613
  - providing information to the compiler... 384, 386
  - provrrml..... 1023
  - ProVRML..... 1023
  - provrrml/boundary..... 1041, 1065
  - provrrml/dictionary..... 1065
  - provrrml/dictionary\_tree..... 1065, 1073
  - provrrml/field\_type..... 1065
  - provrrml/field\_value..... 1045, 1065, 1071
  - provrrml/field\_value\_check..... 1045, 1065
  - provrrml/generator..... 1023, 1041
  - provrrml/generator\_util..... 1041, 1043, 1065
  - provrrml/internal\_types.... 1027, 1029, 1031, 1043, 1065, 1073
  - provrrml/lookup..... 1045, 1071
  - provrrml/parser\_util..... 1039, 1041, 1043, 1045, 1065, 1071
  - provrrml/possible..... 1071
  - provrrml/provrrml\_io... 1023, 1041, 1043, 1045, 1065
  - provrrml/provrrml\_parser..... 1023, 1039
  - provrrml/provrrmlerror..... 1027, 1039, 1043, 1045, 1065, 1071, 1089
  - provrrml/tokeniser..... 1041, 1071
  - provrrml\_io..... 1061
  - provrrml\_parser..... 1071
  - provrrmlerror..... 1035
  - prune\_dict/3..... 843, 844
  - public..... 643
  - public domain..... 1
  - public interface..... 642
  - public/1..... 641, 642, 649
  - pure..... 8, 117, 397, 553
  - pure Prolog..... 8, 551, 553
  - push\_active\_config/1..... 531, 535
  - push\_ciao\_flag/2..... 214, 216
  - push\_dictionaries/3..... 1073, 1081
  - push\_global/2..... 583
  - push\_name\_value/2..... 535
  - push\_name\_value/3..... 531, 535
  - push\_prolog\_flag/2..... 214, 215
  - push\_whitespace/3..... 1073, 1081
  - put\_assoc/4..... 807, 812
  - put\_assoc/5..... 807, 812, 813
  - put\_attr/3..... 235
  - put\_attr\_local/2..... 235
  - put\_byte/1..... 253, 297, 300
  - put\_byte/2..... 253, 297, 300
  - put\_char/1..... 252, 297, 301
  - put\_char/2..... 252, 297, 301
  - put\_code/1..... 201, 204, 301
  - put\_code/2..... 201, 204, 302
  - put\_value/5..... 813
  - putbyte/2..... 300
- Q**
- q\_delete/3..... 835
  - q\_empty/1..... 835
  - q\_insert/3..... 835
  - q\_member/2..... 835
  - query..... 49
  - query\_requests/2..... 789, 790
  - query\_solutions/2..... 789, 790

queues .....	835	rebuild_foreign_interface_explicit_decls/2	695, 696
quoted string .....	188	rebuild_foreign_interface_object/1 ....	695, 697
Quoting functors .....	572	receive_confirm/2 .....	723, 726
<b>R</b>		receive_event/2 .....	723, 725
random .....	837	receive_list/2 .....	723, 725
random/1 .....	837	receive_result/2 .....	723, 724
random/3 .....	837	recorda/3 .....	263, 371
random/random ....	863, 867, 873, 877, 881, 886, 895, 903	recorded/3 .....	263, 371, 372
random_color/1 .....	863, 865	records .....	8, 551, 565
random_darkcolor/1 .....	863, 866	recordz/3 .....	263, 371
random_lightcolor/1 .....	863, 865	recursive level .....	50
random_pattern/1 .....	863, 866	recycle_term/2 .....	493
rd/1 .....	801, 802	redefined .....	645
rd/2 .....	801, 802	redefining/1 .....	132
rd_findall/3 .....	801, 802	RedHat 5.0 .....	1137
rd_noblock/1 .....	801, 802	reduce_indentation/3 .....	1073, 1080
reachability/4 .....	79	reexport/1 .....	122
read ....	247, 250, 251, 267, 281, 425, 457, 471, 473, 501, 711, 723, 729, 756, 765, 782, 789, 801, 1027, 1029, 1031, 1043, 1061, 1065, 1071, 1073	reexport/2 .....	121
read/1 .....	232, 251, 281	reference/1 .....	219, 224
read/2 .....	251, 281, 282, 517, 518	references, to Ciao .....	5
read_from_atom/2 .....	457, 460	referring to Ciao .....	5
read_from_atom_atmvars/2 .....	457, 459	regedit .....	1142
read_from_string .....	457, 789	regexp .....	501, 537, 1093
read_from_string/2 .....	457	regexp/regexp_code .....	501, 537, 1093
read_from_string/3 .....	457	regexp_code .....	1097
read_from_string_atmvars/2 .....	457, 458, 459	register_module/1 .....	531, 534
read_from_string_atmvars/3 .....	457, 458, 459	regtype assertion .....	398
read_from_string_opts/4 .....	457	regtype/1 .....	133, 147, 397, 398
read_option/1 .....	250, 281, 282	regtype/2 .....	397, 398
read_page/2 .....	1026	regtypes ..	79, 275, 341, 369, 389, 395, 422, 430, 433, 449, 479, 495, 499, 509, 517, 523, 531, 537, 556, 630, 687, 701, 718, 723, 749, 756, 769, 782, 789, 793, 798, 807, 819, 821, 823, 827, 833, 837, 843, 854, 859, 861, 863, 867, 873, 877, 881, 886, 895, 903, 907, 911, 913, 915, 917, 921, 929, 941, 947, 949, 951, 953, 965, 969, 973, 983, 987, 991, 996, 997, 1004, 1011, 1023, 1027, 1029, 1031, 1043, 1057, 1061, 1071, 1097, 1107, 1113, 1118
read_pr .....	991	regular expressions .....	503
read_pr/2 .....	991	regular expressions .....	821
read_term/[2,3] .....	283	regular type .....	398
read_term/2 .....	250, 281, 282, 288	regular type definitions .....	395
read_term/3 .....	207, 250, 281, 282, 286	regular type expression .....	398
read_terms_file/2 .....	1061, 1062	regular types .....	395
read_top_level/3 .....	250, 281, 282	relations/2 .....	399, 406
read_vrml_file/2 .....	1061, 1062	rem/2 .....	187
readf/2 .....	537, 543	remove_all_elements/3 .....	921, 924
reading/4 .....	1045		
reading/5 .....	1045, 1047		
reading/6 .....	1045, 1050		
rebuild_foreign_interface/1 .....	695		

remove\_code/3 ..... 1073, 1085  
 remove\_comments/4 ..... 1045, 1055  
 remove\_menu\_config/1 ..... 701, 703  
 Remy Haemmerle ... 233, 235, 493, 597, 599, 601, 619,  
 993, 997  
 rename/2 ..... 843, 845  
 rename\_file/2 ..... 256, 341, 358, 537, 538, 545  
 repeat/0 ..... 127, 130  
 replace\_all/4 ..... 1095, 1097, 1099  
 replace\_characters/4 ..... 255, 341, 360, 545  
 replace\_first/4 ..... 1095, 1097, 1099  
 replace\_params/3 ..... 537, 544  
 replace\_params\_in\_file/3 ..... 537, 543  
 replace\_strings/3 ..... 537, 544  
 replace\_strings\_in\_file/3 ..... 537, 543  
 reporting bugs ..... 9, 1127, 1144  
 reserved\_words/1 ..... 1027, 1028  
 restore\_flags\_list/1 ..... 703  
 restore\_menu\_config/1 ..... 701, 703  
 restore\_menu\_flags/2 ..... 701, 704  
 restore\_menu\_flags\_list/1 ..... 701, 704  
 retract/1 ..... 250, 275, 277  
 retract\_fact/1 ... 219, 221, 222, 753, 756, 757, 758,  
 765, 766  
 retract\_fact\_nb/1 ..... 219, 222  
 retractall/1 ..... 249, 275, 277  
 retractall\_fact/1 ..... 22, 219, 222, 756, 758  
 retrieve\_list\_of\_values/2 ..... 1004, 1008  
 retrieve\_range/2 ..... 1004, 1007  
 retrieve\_store/2 ..... 1004, 1007  
 retry ..... 63  
 returns/2 ..... 687, 688  
 reverse/2 ..... 248, 321, 324  
 reverse/3 ..... 321, 324  
 reverse\_parsed/2 ..... 1073, 1084  
 rewind/2 ..... 921, 924  
 Richard A. O’Keefe ..... 269, 285, 335, 515, 827  
 Robert Manchek ..... 89  
 Roger Nasr ..... 10, 50  
 rooted\_subgraph/3 ..... 827, 829  
 round/1 ..... 187  
 row/1 ..... 908, 909  
 rtcheck/1 ..... 133, 147  
 rtcheck/2 ..... 133, 148  
 rtchecks ..... 419  
 rtchecks/rtchecks\_send ..... 399  
 rtchecks/rtchecks\_utils ..... 463  
 rtchecks\_abort\_on\_error ..... 420

rtchecks\_asrloc ..... 419  
 rtchecks\_calloc ..... 420  
 rtchecks\_entry ..... 419  
 rtchecks\_exit ..... 419  
 rtchecks\_inline ..... 419  
 rtchecks\_level ..... 419  
 rtchecks\_namefmt ..... 420  
 rtchecks\_predloc ..... 419  
 rtchecks\_rt.pl ..... 419  
 rtchecks\_test ..... 419  
 rtchecks\_trust ..... 419  
 run-time checks ..... 383  
 run-time libraries ..... 1131  
 run-time tests ..... 102  
 run\_tester/10 ..... 1101  
 running programs ..... 30, 31, 36, 37  
 running unit tests ..... 421  
 running\_queries/2 ..... 789, 791  
 runtime\_ops ..... 375, 775

## S

s\_asrt\_body/1 ..... 389, 392  
 Sacha Varma ..... 729  
 safe\_write/2 ..... 523  
 Samir Genaim ..... 621, 625  
 Saumya Debray ..... 10  
 save\_addr\_actmod/1 ..... 614  
 save\_menu\_config/1 ..... 701, 702, 703  
 scattergraph\_b1/12 ..... 856, 886, 889  
 scattergraph\_b1/8 ..... 856, 886, 889, 890  
 scattergraph\_b2/12 ..... 857, 895, 899  
 scattergraph\_b2/8 ..... 857, 895, 898  
 scattergraph\_w1/12 ..... 856, 886, 891  
 scattergraph\_w1/8 ..... 856, 886, 890, 900  
 scattergraph\_w2/12 ..... 857, 895, 900  
 scattergraph\_w2/13 ..... 901  
 scattergraph\_w2/8 ..... 857, 895, 900  
 scattergraph1\_b1/13 ..... 891  
 scratchpad directory ..... 106  
 script header, inserting automatically ..... 100  
 scripts ..... 29, 31, 37, 1131, 1133  
 SCUBE ..... 10  
 second\_prompt/2 ..... 250, 281, 282  
 see/1 ..... 263, 369  
 seeing/1 ..... 263, 369  
 seen/0 ..... 263, 369  
 Seif Haridi ..... 10



select/3	247, 321, 326	sh-compatible shell	30, 1130, 1132
select_socket/5	517, 519	sharing sets	403
self/1	614, 641, 645	shell	35
semantic analisys	660	shell scripts	41
semaphore	512, 513	shell/0	258, 341, 350, 548
send_info_to_developers/0	430, 432	shell/1	258, 341, 350, 548
send_signal/1	11, 209, 210, 211	shell/2	258, 341, 350, 548
send_silent_signal/1	209, 211	shell/n	361
send_term/2	723, 725	shell_regexp/1	1097, 1099
sequence/2	133, 142	shell_s/0	789, 790
sequence_or_list/2	133, 142	short	420
sequence_to_list/2	12, 321, 333	shortcut, windows	1139
Sergio Guadarrama	629	show_menu_config/1	701, 703
serve_socket/3	523	show_menu_configs/0	701, 703
set_ciao_flag/2	214, 216	show_message/2	449, 453
set_cookie/2	729, 733	show_message/3	449, 453
set_debug_mode/1	51, 54, 58, 337, 338	show_message/4	449, 453
set_debug_module/1	337, 338	shutdown_type/1	517, 521
set_debug_module_source/1	337, 338	SICS	10, 115
set_env/2	260, 341, 344, 550	SICStus	107
set_environment/3	1073, 1084	SICStus Prolog	10
set_exec_mode/2	256, 341, 357, 546	sideff/2	133, 146
set_exec_perms/2	537, 544	sideff_hard/1	399, 407
set_fact/1	219, 223	sideff_pure/1	399, 407
set_general_options/1	1011, 1111	sideff_soft/1	399, 407
set_global/2	583	sign/1	187
set_heap_limit/1	261	signal/1	399, 407
set_input/1	191, 193	signal/2	399, 407
set_menu_flag/3	701, 702	signals/2	399, 408
set_name_value/2	531, 533	simple_client.pl	608
set_nodebug_mode/1	51, 54, 58, 337, 338	simple_message/1	449, 451
set_nodebug_module/1	337, 338	simple_message/2	449, 451
set_output/1	191, 193	sin/1	188
set_owner/2	537, 540	site-specific programs	1131
set_parsed/3	1073, 1083	size/1	886, 893
set_perms/2	537, 544	size/2	399, 408
set_prolog_flag/1	218, 650	size/3	399, 408
set_prolog_flag/2	214, 215	size_lb/2	399, 408
set_stream/3	455	size_metric/3	399, 409
setarg/3	595, 597	size_metric/4	399, 409
setcounter/2	815	size_o/2	399, 408
setenvstr/2	260, 341, 344, 550	size_of/2	670
setof/3	249, 269, 515, 516	size_of/3	687, 688
setproduct/3	839, 842	size_ub/2	399, 409
sets	79, 604, 827, 831, 833, 839, 843	sizes of terms	102
SETTINGS	1133, 1136, 1137	skip	62
sformat/3	254, 315, 316	skip_code/1	201, 203
sh	30, 115, 1130, 1132	skip_code/2	201, 203

- skip\_line/0 ..... 201, 203
- skip\_line/1 ..... 201, 203
- SmallerThan(X, Y)..... 563
- smooth/1 ..... 886, 892
- Socket implementation ..... 793
- Socket interface ..... 9, 667
- socket\_accept/2 ..... 517, 518
- socket\_recv/2 ..... 517, 520
- socket\_recv\_code/3..... 517, 520
- socket\_send/2 ..... 517, 519
- socket\_shutdown/2..... 517, 520
- socket\_type/1 ..... 517, 521
- sockets ..... 517, 1136
- sockets/sockets .. 523, 723, 793, 801, 941, 947, 949, 951, 973
- sockets/sockets\_io ..... 793
- sockets\_io ..... 523
- soft side-effects..... 407
- Solaris ..... 1134
- solutions/2 ..... 399, 406
- Some scoping issues..... 573
- sort ..... 247, 254, 255, 269, 285, 335, 399, 491, 537, 604, 823, 827, 831, 833, 839, 843, 997
- sort/2..... 255, 335
- sort\_dict/2..... 22, 843, 844
- source directory..... 1130
- source-level debugger ..... 57, 95
- source-level debugging ..... 57, 58, 60, 61, 95, 100
- sourcename/1 ..... 55, 191, 196, 197
- sourcenames/1..... 55
- space/1 ..... 701, 702
- spec/1 ..... 435
- specifications ..... 102, 379
- split/4 ..... 561, 563
- spy ..... 64
- spy-points ..... 57, 59, 100
- spy/1..... 58, 59, 65, 69
- SQL-like database interface ..... 9, 667
- sql\_\_attribute/4 ..... 775
- sql\_\_relation/3 ..... 775
- sql\_goal\_tr/2 ..... 773
- sql\_persistent\_tr/2..... 773
- sqltype/1..... 769
- sqltypes ..... 769
- sqrt/1 ..... 188
- srandom/1 ..... 837, 838
- stabilize\_successor/2..... 957
- standalone compiler ..... 29, 1131, 1133
- standalone utilities ..... 9, 73, 1123
- standard total ordering ..... 165
- standard\_ops/0 ..... 293, 295
- start\_socket\_interface/2..... 793
- start\_threads/0..... 793, 795
- start\_vrmlScene/4..... 1045, 1055
- static checks..... 95
- static debugging..... 102
- statistics/0 ..... 262, 363
- statistics/2 ..... 262, 363
- status bar ..... 96
- status, this manual ..... 3
- steps/2 ..... 399, 410
- steps\_lb/2 ..... 399, 410
- steps\_o/2 ..... 399, 410
- steps\_ub/2 ..... 399, 410
- stop\_parse/2 ..... 1073, 1085
- stop\_socket\_interface/0 ..... 793, 794
- stream/1 ..... 191, 198
- stream\_alias/1..... 191, 199
- stream\_code/2 ..... 191, 196
- stream\_property/2 ..... 305
- stream\_to\_string/2..... 473, 474
- stream\_to\_string/3..... 473, 474
- streams ..... 399, 439, 473, 501, 695
- streams\_basic ..... 191
- streams\_basic:open/3..... 471
- streams\_basic:stream/1 .... 941, 942, 943, 944, 945
- string/1 ..... 133, 143
- string/3 ..... 445, 447
- string\_to\_file/2..... 473, 474
- string\_to\_json/2..... 749, 750
- stringcommand/1 ..... 386, 390, 392, 393, 394
- strings ..... 445, 473, 537, 723, 729, 739, 749, 859
- strip\_clean/2..... 1073, 1083
- strip\_exposed/2..... 1073, 1083
- strip\_from\_list/2..... 1073, 1082
- strip\_from\_term/2..... 1073, 1083
- strip\_interface/2..... 1073, 1083
- strip\_restricted/2 ..... 1073, 1083
- struct/1 ..... 133, 137
- struct\_regexp/1..... 1097, 1099
- style sheets..... 29, 35, 1133, 1140
- sub-shell ..... 95
- sub\_atom/4 ..... 171, 179
- sub\_atom/5 ..... 254, 303
- sub\_times/3..... 1107, 1110
- sublist/2 ..... 321, 332

- subordlist/2..... 12, 321, 332
  - subsumes\_term/2..... 489
  - subterm..... 64
  - subtract/3..... 817, 818
  - succeeds/1..... 399, 409
  - success assertion..... 382
  - success/1..... 380, 382, 384
  - success/2..... 380, 382
  - sum\_list/2..... 819
  - sum\_list/3..... 819, 820
  - sum\_list\_of\_lists/2..... 819, 820
  - sum\_list\_of\_lists/3..... 819, 820
  - super class..... 643
  - Swedish Institute of Computer Science..... 10
  - sybase2sqltype/2..... 769, 771
  - sybase2sqltypes\_list/2..... 769, 771
  - sybasetype/1..... 769, 770
  - symbol/1..... 886, 893
  - symbol\_option/1..... 261, 363, 366
  - symbol\_result/1..... 262, 363, 366
  - symbolic\_link/2..... 537, 538
  - symbolic\_link/3..... 537, 538
  - symfnames..... 471, 767
  - syntax-based coloring..... 95
  - Syntax-based highlighting..... 95
  - syntax\_extensions..... 225
  - SYSCALL/1..... 559, 560
  - system.. 31, 36, 93, 247, 255, 256, 257, 258, 259, 260, 315, 337, 341, 399, 430, 461, 463, 471, 501, 527, 531, 537, 545, 546, 547, 548, 549, 550, 695, 711, 723, 729, 756, 782, 789, 798, 947, 951, 1011
  - system libraries..... 502
  - system/1..... 258, 341, 351, 548
  - system/2..... 257, 341, 351, 547
  - system\_error\_report/1..... 255, 341, 360, 545
  - system\_extra..... 527, 537
  - system\_info..... 241
  - system\_lib/1..... 501, 503
- T**
- T. Chikayama..... 57, 67
  - t\_conj/1..... 479, 483
  - t\_disj/1..... 479, 483
  - tab/1..... 201, 205
  - tab/2..... 201, 205
  - table/1..... 907, 908
  - table\_widget1..... 855, 907
  - table\_widget2..... 855, 911
  - table\_widget3..... 855, 856, 913
  - table\_widget4..... 856, 915
  - tablewidget1/4..... 855, 907
  - tablewidget1/5..... 855, 907
  - tablewidget2/4..... 855, 911, 912
  - tablewidget2/5..... 855, 911
  - tablewidget3/4..... 855, 913
  - tablewidget3/5..... 856, 913
  - tablewidget4/4..... 856, 915, 916
  - tablewidget4/5..... 856, 915, 916
  - tag\_attrib/1..... 742, 1121
  - tar..... 1130
  - target/1..... 531
  - tau/1..... 399, 410
  - Tcl/tk interface..... 9, 667
  - tcl\_delete/1..... 716, 718, 719
  - tcl\_eval/3..... 21, 716, 718
  - tcl\_event/3..... 716, 717, 718, 719
  - tcl\_new/1..... 716, 718
  - tclCommand/1..... 718, 720
  - tclInterpreter/1..... 718, 719
  - tcltk..... 715, 723
  - tcltk/2..... 723, 724
  - tcltk/tcltk\_low\_level..... 718
  - tcltk\_low\_level..... 723
  - tcltk\_raw\_code/2..... 723, 724, 859
  - tcsh..... 29, 115, 1129, 1132
  - Technical University of Madrid..... 9
  - tell/1..... 263, 369
  - telling/1..... 262, 369
  - term/1..... 133
  - term\_basic..... 159
  - term\_basic:'='/2..... 18
  - term\_basic:copy\_term\_nat/2..... 19
  - term\_compare..... 165
  - term\_size/2..... 485
  - term\_typing..... 151
  - term\_variables/2..... 491, 492
  - term\_variables/3..... 491, 492
  - terminates/1..... 399, 411
  - terms.... 79, 430, 485, 531, 537, 695, 723, 798, 1009, 1113
  - terms\_check.... 133, 267, 399, 425, 489, 798, 1027, 1029, 1031, 1043, 1061, 1065, 1071, 1073
  - terms\_file\_to\_vrml/2..... 1023, 1024
  - terms\_file\_to\_vrml\_file/2..... 1023, 1025
  - terms\_to\_vrml/2..... 1023, 1025

- terms\_to\_vrml\_file/2 ..... 1023, 1025
- terms\_vars ..... 267, 399, 425, 491, 604, 843, 1027, 1029, 1031, 1043, 1061, 1065, 1071, 1073
- test assertion ..... 382, 383, 421
- test/1 ..... 380, 382, 383
- test/2 ..... 380, 382
- test\_format ..... 917
- test\_type/2 ..... 399, 411
- tester ..... 1101
- texec assertion ..... 381
- texec/1 ..... 380, 381
- texec/2 ..... 380, 381
- The CLIP Group .... 39, 41, 49, 85, 117, 119, 171, 209, 265, 267, 275, 297, 305, 307, 309, 313, 315, 321, 335, 339, 371, 377, 423, 425, 441, 449, 473, 485, 489, 491, 495, 551, 553, 667, 699, 715, 753, 761, 777, 797, 803, 819, 821, 847, 1023, 1093, 1127
- this\_module/1 ..... 241, 243
- throw/1 ..... 11, 209, 210
- throw/2 ..... 210
- throws/2 ..... 399, 411
- tick\_option/1 ..... 261, 363, 367
- tick\_result/1 ..... 262, 363, 365
- time stamp ..... 103
- time/1 ..... 260, 341, 342, 550
- time\_analyzer ..... 1107
- time\_option/1 ..... 261, 363, 367
- time\_result/1 ..... 262, 363, 366
- times(N) ..... 421
- title/1 ..... 867, 871
- tk\_event\_loop/1 ..... 717, 718, 720
- tk\_main\_loop/1 ..... 717, 718, 720
- tk\_new/2 ..... 717, 718, 720
- tk\_next\_event/2 ..... 717, 718, 721
- to\_list/2 ..... 921, 922
- token\_read/3 ..... 1089
- tokeniser ..... 1089
- tokeniser/2 ..... 1089
- tokenize ..... 281
- told/0 ..... 262, 369, 370
- Tom Howland ..... 555
- top-level ..... 57
- top-level shell, starting, unix ..... 30
- top-level shell, starting, windows ..... 35
- top/2 ..... 921, 924
- topd/0 ..... 711
- toplevel ..... 49, 243
- toplevel command args, setting ..... 106
- toplevel command, setting ..... 106
- toplevel/toplevel ..... 51
- touch/1 ..... 256, 341, 356, 546
- tour, of the manual ..... 7
- trace ..... 58
- trace/0 ..... 58, 59, 69
- tracertc/0 ..... 69
- tracing the source code ..... 95
- transactional update ..... 753
- transient state ..... 755
- translation\_predname/1 ..... 227
- transpose/2 ..... 22, 437, 438, 827, 829
- tree/1 ..... 1057, 1058
- triple/1 ..... 825
- troubleshooting ..... 1129, 1136, 1139
- true assertion ..... 387
- true/0 ..... 119, 127, 129, 367
- true/1 ..... 380, 387
- truncate/1 ..... 187
- trust assertion ..... 386
- trust/1 ..... 380, 386
- try\_finally/3 ..... 537, 540
- try\_sols(N) ..... 421
- ttr/3 ..... 687, 689
- ttydisplay/1 ..... 263, 373, 374
- ttydisplay\_string/1 ..... 263, 373, 374
- ttydisplayq/1 ..... 263, 373, 374
- ttyflush/0 ..... 264, 373, 374
- ttyget/1 ..... 264, 373
- ttyget1/1 ..... 264, 373
- ttynl/0 ..... 264, 373
- ttyout ..... 67, 247, 263, 264, 373
- ttyput/1 ..... 264, 373
- ttyskip/1 ..... 264, 373
- ttyskipeol/0 ..... 263, 373, 374
- ttytab/1 ..... 264, 373, 374
- type ..... 8, 377
- type declarations ..... 75
- type of version control ..... 105
- type/2 ..... 151, 157
- type\_compatible/2 ..... 769, 770
- type\_union/3 ..... 769, 770
- types ..... 102

## U

U. of Arizona ..... 10  
 ugraph/1 ..... 713, 827, 829  
 ugraph2term/2 ..... 711, 712  
 ugraphs ..... 827, 833  
 umask/2 ..... 258, 341, 348, 548  
 uncycle\_term/2 ..... 493  
 undo/1 ..... 595  
 undo\_force\_lazy/1 ..... 51, 54  
 unfold\_tree/2 ..... 1113, 1114  
 unfold\_tree\_dic/3 ..... 1113, 1115  
 uni\_type ..... 707  
 uni\_type/2 ..... 701, 707  
 unifiable/3 ..... 489, 490  
 unify ..... 64  
 unify\_with\_occurs\_check/2 ..... 254, 303, 304  
 uninstalling ..... 1130, 1133  
 union/3 ..... 321, 331  
 union\_idlists/3 ..... 817, 818  
 unit tests ..... 421  
 unittest ..... 15, 421  
 unittestdecls ..... 171, 430, 561  
 unittestprops ..... 171, 430  
 unload/1 ..... 51, 53, 337, 338  
 unlock\_atom/1 ..... 509, 512  
 unlock\_file/2 ..... 477  
 unmarshalling ..... 8, 423  
 unregister\_module/1 ..... 531, 534  
 unzip ..... 1139  
 up\_to\_date ..... 536  
 up\_to\_date/2 ..... 536  
 update/0 ..... 501, 502, 503  
 update\_assoc/5 ..... 807, 813  
 update\_attribute/2 ..... 237, 238  
 update\_files ..... 755  
 update\_files/0 ..... 756, 758  
 update\_files/1 ..... 756, 758  
 update\_mutable/2 ..... 597  
 updated state ..... 754  
 Updates to persistent predicates ..... 753  
 UPM ..... 10  
 url\_info/2 ..... 729, 734, 735  
 url\_info\_relative/3 ..... 729, 735  
 url\_query/2 ..... 22, 729, 733  
 url\_query\_amp/2 ..... 729, 734  
 url\_query\_values/2 ..... 22, 729, 733, 734  
 url\_term/1 ..... 741, 746

usage ..... 380  
 usage relationship ..... 653  
 use\_active\_module ..... 607  
 use\_active\_module/2 ..... 609  
 use\_class/1 ..... 642, 653, 655, 656, 659, 662  
 use\_compiler/1 ..... 690  
 use\_compiler/2 ..... 690, 691  
 use\_foreign\_library/1 ..... 689  
 use\_foreign\_library/2 ..... 689  
 use\_foreign\_source/1 ..... 689  
 use\_foreign\_source/2 ..... 689  
 use\_linker/1 ..... 691  
 use\_linker/2 ..... 691  
 use\_module ..... 607  
 use\_module/1 .. 42, 43, 49, 51, 52, 121, 198, 248, 337,  
     501, 505, 653, 662, 663  
 use\_module/2 ..... 51, 52, 121, 248, 337  
 use\_module/3 ..... 337, 338, 525  
 use\_package ..... 59  
 use\_package/1 .. 51, 53, 125, 247, 275, 556, 756, 763  
 user module ..... 49, 119  
 user modules, debugging ..... 57  
 user setup ..... 29  
 user:file\_alias/2 ..... 471  
 user\_output/2 ..... 399, 411  
 users mailing list ..... 1143  
 using alternate engines or libraries ..... 45  
 using\_tty/0 ..... 537, 545  
 using\_windows/0 ..... 255, 341, 358, 545

## V

valid\_attributes/2 ..... 917, 919  
 valid\_base/1 ..... 171, 180  
 valid\_format/4 ..... 917, 918  
 valid\_solution/2 ..... 17  
 valid\_table/2 ..... 917, 919  
 valid\_vectors/4 ..... 917, 919  
 value\_dict/1 ..... 741, 746  
 var/1 ..... 151, 391  
 variable instantiation ..... 102  
 variable names ..... 379  
 variables ..... 63  
 variant/2 ..... 489  
 varnamedict/1 ..... 843, 845  
 varnames/dict\_types ..... 843  
 varnamesl2dict/2 ..... 843, 845  
 vars\_names\_dict/3 ..... 843, 845

- varsbag/3..... 491
  - varset/2..... 491
  - varset\_in\_args/2..... 491
  - vector/1..... 886, 892
  - vectors\_format/4..... 917, 918
  - verbose\_message/1..... 531, 532
  - verbose\_message/2..... 531, 532
  - verify\_attribute/2..... 237, 238, 239
  - Veroniek Dumortier..... 10
  - version control..... 95, 103
  - version maintenance mode for packages..... 104
  - version number..... 103
  - version numbering..... 103
  - vertices/2..... 827, 828
  - vertices\_edges\_to\_lgraph/3..... 833
  - vertices\_edges\_to\_ugraph/3..... 827
  - vertices\_edges\_to\_wgraph/3..... 831
  - virtual..... 644
  - virtual/1..... 641, 644
  - virtual\_method\_spec/1..... 659, 663
  - vmember/2..... 701, 707
  - vndict..... 495, 499, 843
  - vpath/1..... 527, 531, 533
  - vpath\_mode/3..... 531, 534
  - vrml\_file\_to\_terms/2..... 1023, 1024
  - vrml\_file\_to\_terms\_file/2..... 1023, 1024
  - vrml\_http\_access/2..... 1023, 1026
  - vrml\_in\_out/2..... 1023, 1025
  - vrml\_to\_terms/2..... 1023, 1025
  - vrml\_web\_to\_terms/2..... 1023
  - vrml\_web\_to\_terms\_file/2..... 1023, 1024
- W**
- wait/3..... 257, 341, 353, 547
  - wakeup\_exp/1..... 604
  - WAM..... 10
  - warning/1..... 229, 230, 231
  - warning\_message/1..... 449, 450
  - warning\_message/2..... 449, 450
  - warning\_message/3..... 449, 450
  - Web interface..... 9, 667
  - WebDB..... 754
  - weekday/1..... 741, 747
  - wellformed\_body/3..... 249, 275, 280
  - wgraphs..... 831
  - when..... 603
  - when/2..... 603, 604
  - where/1..... 501, 502
  - whitespace/1..... 1057, 1058
  - whitespace/2..... 445, 446
  - whitespace0/2..... 445, 446
  - why the name Ciao..... 5
  - Win32..... 42
  - windows shortcut..... 1139
  - winpath/2..... 255, 341, 358, 545
  - winpath/3..... 255, 341, 359, 545
  - winpath\_c/3..... 255, 341, 359, 545
  - WinZip..... 1139
  - Wlodek Drabent..... 10
  - word-help.el..... 97, 98
  - working\_directory/2..... 258, 341, 349, 548
  - wrapper/2..... 997, 1001
  - write..... 63, 229, 230, 247, 251, 252, 267, 285, 315, 425, 449, 495, 537, 701, 711, 718, 723, 782, 929, 1011, 1027, 1029, 1031, 1035, 1043, 1061, 1065, 1071, 1073, 1101, 1107
  - write/1..... 64, 229, 230, 252, 285, 287, 290
  - write/2..... 252, 285, 286, 517, 518
  - write\_assertion/6..... 499
  - write\_assertion/7..... 499
  - write\_assertion\_as\_comment/6..... 499, 500
  - write\_assertion\_as\_comment/7..... 499, 500
  - write\_assertion\_as\_double\_comment/6... 499, 500
  - write\_assertion\_as\_double\_comment/7... 499, 500
  - write\_attribute/1..... 251, 285, 290
  - write\_c/write\_c..... 695
  - write\_canonical/1..... 252, 285, 288
  - write\_canonical/2..... 252, 285, 287
  - write\_list1/1..... 252, 285, 287
  - write\_option/1..... 252, 285, 286
  - write\_pr/2..... 991
  - write\_string/1..... 445, 446
  - write\_string/2..... 445, 446
  - write\_term/2..... 233, 252, 285, 286
  - write\_term/3..... 252, 285
  - write\_terms\_file/2..... 1061, 1062
  - write\_vrml\_file/2..... 1061, 1062
  - writeln/2..... 537, 543
  - writeln/3..... 537, 543
  - writeln\_list/2..... 537, 544
  - writeln\_list/3..... 537, 544
  - writeq/1..... 229, 230, 252, 285, 287
  - writeq/2..... 252, 285, 287
  - WWW..... 1131
  - WWW browser..... 29, 1133

WWW, interfacing with..... 727

## X

xbarelement1..... 867  
 xbarelement1/1..... 867, 871  
 xbarelement2/1..... 873, 875  
 xbarelement3/1..... 879  
 xbarelement4/1..... 883  
 xdr\_handle..... 1113  
 xdr\_handle/xdr\_types..... 1113  
 xdr\_node/1..... 1113, 1114  
 xdr\_tree/1..... 1113, 1114  
 xdr\_tree/3..... 1113  
 xdr\_xpath/2..... 1113, 1115  
 xdr2html/2..... 1113, 1114  
 xdr2html/4..... 1113, 1114  
 xelement/1..... 906  
 xemacs..... 115  
 XML..... 727, 729  
 xml\_index/1..... 1118, 1120  
 xml\_index\_query/3..... 1118, 1119  
 xml\_index\_to\_file/2..... 1118, 1120  
 xml\_parse/3..... 1118  
 xml\_parse\_match/3..... 1118, 1119  
 xml\_path..... 1117  
 xml\_path/xml\_path\_types..... 1118  
 xml\_query/3..... 1118, 1120  
 xml\_search/3..... 1118  
 xml\_search\_match/3..... 1118, 1119  
 xml2terms/2..... 729, 730

xrefs/xrefsread..... 79

## Y

yelement/1..... 867, 869  
 yes..... 419, 420

## Z

zeromq..... 929  
 zeromq/term\_ser..... 929  
 zmq\_bind/2..... 929, 930, 931  
 zmq\_close/1..... 929, 930  
 zmq\_connect/2..... 929, 931  
 zmq\_device/3..... 929, 934  
 zmq\_error\_check/1..... 929, 935  
 zmq\_errors/1..... 929, 935  
 zmq\_init/0..... 929  
 zmq\_multipart\_pending/2..... 929, 933  
 zmq\_poll/3..... 929, 934, 935  
 zmq\_recv/5..... 929, 933  
 zmq\_recv\_multipart/4..... 929, 936  
 zmq\_recv\_terms/4..... 929, 937  
 zmq\_send/4..... 929, 932  
 zmq\_send\_multipart/3..... 929, 936, 937  
 zmq\_send\_terms/3..... 929, 936, 937  
 zmq\_socket/2..... 929  
 zmq\_subscribe/3..... 929, 931, 932  
 zmq\_term/0..... 929  
 zmq\_unsubscribe/3..... 929, 932